



200611290246  
Skagit County Auditor

Document Title: Certification of  
General Election NOV 7 2006

Reference Number:

Grantor(s):  additional grantor names on page \_\_\_\_

- 1. Skagit County Auditor
- 2. Skagit County Election

Grantee(s):  additional grantee names on page \_\_\_\_

- 1. public
- 2.

Abbreviated legal description:  full legal on page(s) \_\_\_\_

Assessor Parcel / Tax ID Number:  additional tax parcel number(s) on page \_\_\_\_

**Official Returns**  
**Of the**  
**State General Election**

**Held in**

**SKAGIT**

**County**

*November 7, 2006*

**State of Washington**




200611290246

Skagit County Auditor


**Oath of County Auditor or Supervisor of Elections**

STATE OF WASHINGTON )  
 ) ss.  
COUNTY OF SKAGIT

I solemnly swear that the returns of the State General Election held on November 7, 2006, in Skagit County, State of Washington, have been in no way altered by additions or erasures and that they are the same as when they were deposited in my office.

  
County Auditor or Supervisor of Elections

*Subscribed and sworn to me this 29th day of November, 2006*

  
Chairman, County Legislative Authority

**Certification of the Canvassing Board**

STATE OF WASHINGTON )  
 ) ss.  
COUNTY OF SKAGIT)

The undersigned officers designated by law as constituting the Canvassing Board for the County of Skagit, State of Washington, hereby certify that this is a full, true and correct copy of the Abstract of Votes cast at the State General Election held on November 7, 2006, in Skagit County, State of Washington; that the total number of active registered voters in all precincts was 59,998; the total number of inactive registered voters in all precincts was 7,218; the total number of all registered voters in all precincts was 67,215; and that the total number of votes cast in such precincts was 41,641 (69.40%) .

*Witness our hands and official seal this 29th day of November, 2006*

  
County Auditor or Supervisor of Elections/Designee

  
Chairman, County Legislative Authority

  
County Prosecuting Attorney/Designee




200611290246  
Skagit County Auditor

## Oath of County Auditor or Supervisor of Elections


STATE OF WASHINGTON )  
 ) ss.  
COUNTY OF SKAGIT )

I solemnly swear that the returns of the General Election held on November 7, 2006, in Skagit County, State of Washington, have been in no way altered and that they are the same as when they were deposited in my office.

  
\_\_\_\_\_  
County Auditor or Supervisor of Elections

Subscribed and sworn to me this 29<sup>th</sup> day of November, 2006.

  
\_\_\_\_\_  
Chairman, County Legislative Authority

  
\_\_\_\_\_  
County Prosecuting Attorney  
Designee

## Certification Reconciliation Report General Election November 7, 2006

County: SKAGIT  
Date of Completion November 29, 2006

NOTE: Address confidentiality program participants must be included with service voters.

### Registration

Total number of active registered voters in all precincts	<u>59,949</u>
Total number of inactive registered voters in all precincts	<u>7,218</u>
<b>Total registered voters in all precincts</b>	<b><u>67,167</u></b>

---

Total absentee ballots counted (includes absentee, VBM, federal write-in, overseas, out of state, and service ballots)

Total poll site ballots counted (includes poll site and provisional ballots) 0

**Total Ballots counted**

---



200611290246  
Skagit County Auditor

Absentee and VBM Ballots

The total number of absentee/VBM ballots originally issued	59,949
The total number of absentee/VBM ballots received	41,971
The total number of absentee/VBM ballots rejected	370
The total number of absentee/VBM ballots counted	41,641

Federal Write-In Ballots

The total number of federal write-in ballots counted	<u>1</u>
--	----------

Out-of-State, Overseas, and Service Voters

The total number of out-of-state, overseas, and service voters' ballots issued	372
The total number of out-of-state, overseas, and service voters' ballots received	156
The total number of out-of-state, overseas, and service voters' ballots rejected	0
The total number of out-of-state, overseas, and " " ballots counted	156

Provisional Ballots


The total number of provisional ballots issued (by this county)	1
The total number of provisional ballots rejected (includes sending to other counties)	0
The total number of provisional ballots received from other counties	4
The total number of provisional ballots counted	5

**Certification of the Canvassing Board**


STATE OF WASHINGTON            )  
   ) ss.  
 COUNTY OF SKAGIT)

The undersigned officers designated by law as constituting the Canvassing Board for the County of Skagit, State of Washington, hereby certify that this is a full, true and correct copy of the Abstract of Votes including the cumulative results, precinct results, and a reconciliation report of votes cast at the General Election held on November 7, 2006, in Skagit County, State of Washington, and that the following are the true and reconciled numbers of voters and votes counted.

*Witness our hands and official seal this 29<sup>th</sup> day of November, 2006.*

  
 \_\_\_\_\_  
 County Auditor or Supervisor of Elections  
 Designee

  
 \_\_\_\_\_  
 Chairman, County Legislative Authority

  
 \_\_\_\_\_  
 County Prosecuting Attorney/



CERTIFICATION OF THE CANVASSING BOARD  
PROPOSITION #1  
EMERGENCY MEDICAL SERVICES LEVY  
(Skagit County Medic 1)  
SKAGIT COUNTY, WASHINGTON  
NOVEMBER 7, 2006 GENERAL ELECTION

STATE OF WASHINGTON )  
                                  ss.  
COUNTY OF SKAGIT )

We the undersigned being the officers designated by law as constituting the Skagit County Canvassing Board have completed our canvass of the votes as it pertains to the Emergency Medical Services Levy, Skagit County, Washington, within the boundaries of said District. The total number of registered voters in the district was 67,167; the number of ballots cast was 39,240; the results were as follows:




**EMERGENCY MEDICAL SERVICES LEVY:**

LEVY YES..... 25,646 (65.36%)  
LEVY, NO..... 13,594 (34.64%)

The canvass having been completed this November 29, 2006

SKAGIT COUNTY CANVASSING BOARD

NOTE: THIS MEASURE PASSED

  
County Auditor/Designee  
  
Kenneth A. Dahlstedt  
Chairman of County Commissioners  
  
Prosecuting Attorney/Designee

**AFFIDAVIT**

I do solemnly swear that the above are the full, true and correct returns of the Emergency Medical Services Levy involved in the above election and that they have in nowise been altered by additions or erasures and that they are the same as when they were deposited in my office, so help me God.

  
Noema Drummer  
Skagit County Auditor

  
200611290246  
Skagit County Auditor

CERTIFICATION OF THE CANVASSING BOARD  
PROPOSITION #2  
FLUORIDATION ADVISORY MEASURE  
SKAGIT COUNTY, WASHINGTON  
NOVEMBER 7, 2006 GENERAL ELECTION

STATE OF WASHINGTON )  
                                  ss.  
COUNTY OF SKAGIT )




We the undersigned being the officers designated by law as constituting the Skagit County Canvassing Board have completed our canvass of the votes as it pertains to the Fluoridation Advisory Measure, Skagit County, Washington, within the boundaries of said District. The total number of registered voters in the district was 42,943; the number of ballots cast was 24,290; the results were as follows:

**PROPOSITION #2  
FLUORIDATION ADVISORY MEASURE:**

MEASURE, YES..... 12,649 (52.07%)  
MEASURE, NO..... 11,641 (47.93%)


The canvass having been completed this November 29, 2006


**SKAGIT COUNTY CANVASSING BOARD**

  
County Auditor/Designee  
  
Kenneth A. Dahlstedt  
Chairman of County Commissioners  
  
Prosecuting Attorney/Designee

AFFIDAVIT

I do solemnly swear that the above are the full, true and correct returns of the Fluoridation Advisory Measure involved in the above election and that they have in nowise been altered by additions or erasures and that they are the same as when they were deposited in my office, so help me God.

  
\_\_\_\_\_  
Skagit County Auditor

  
200611290246  
Skagit County Auditor  
11/29/2006 Page 7 of 584 2:34PM

CERTIFICATION OF THE CANVASSING BOARD  
SKAT ANNEXATION BALLOT MEASURE  
SKAGIT COUNTY, WASHINGTON  
NOVEMBER 7, 2006 GENERAL ELECTION

STATE OF WASHINGTON )  
                                  ss.  
COUNTY OF SKAGIT )

We the undersigned being the officers designated by law as constituting the Skagit County Canvassing Board, have completed our canvass of the votes as it pertains to the Country Club Precinct #17, Skagit County, Washington, within the boundaries of said Precinct. The total number of registered voters in the Precinct was 297; the number of ballots cast was 207; the results were as follows:



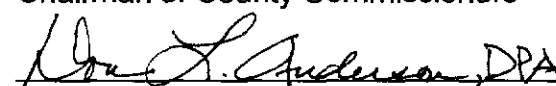
SKAT ANNEXATION BALLOT MEASURE:

ANNEX YES..... 139 (67.15%)  
ANNEX, NO..... 68 (32.85%)

The canvass having been completed this November 29, 2006

SKAGIT COUNTY CANVASSING BOARD


NOTE: THIS MEASURE PASSED

  
County Auditor/Designee  
  
Kenneth A. Dahlstrom  
Chairman of County Commissioners  
  
Prosecuting Attorney/Designee

AFFIDAVIT

I do solemnly swear that the above are the full, true and correct returns of the SKAT Annexation of Country Club Precinct (117), involved in the above election and that they have in nowise been altered by additions or erasures and that they are the same as when they were deposited in my office, so help me God.

  
\_\_\_\_\_  
Skagit County Auditor

  
200611290246  
Skagit County Auditor  
11/29/2006 Page 8 of 584 2:34PM





CERTIFICATION OF THE CANVASSING BOARD

SNOHOMISH COUNTY FIRE PROTECTION DISTRICT NO. 24  
PROPOSITION NO. 1

SKAGIT COUNTY, WASHINGTON  
NOVEMBER 7, 2006 GENERAL ELECTION

STATE OF WASHINGTON )  
                                  ss.  
COUNTY OF SKAGIT )

We the undersigned being the officers designated by law as constituting the Skagit County Canvassing Board have completed our canvass of the votes as it pertains to the Snohomish County Fire Protection District NO. 24 Proposition No.1 in Skagit County, Washington, within the boundaries of said District. The total number of registered voters in the district was 164; the number of ballots cast was 71; the results were as follows:

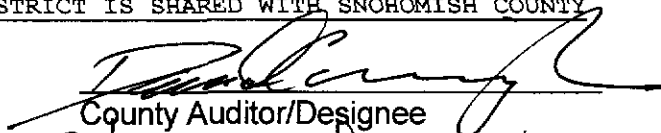
PROPOSITION, YES..... 61 (85.92%)

PROPOSITION, NO..... 10 (14.08%)


The canvass having been completed this November 29, 2006

SKAGIT COUNTY CANVASSING BOARD

NOTE: THIS DISTRICT IS SHARED WITH SNOHOMISH COUNTY

  
County Auditor/Designee

  
Kenneth A. Dahlstedt  
Chairman of County Commissioners

  
Prosecuting Attorney/Designee

AFFIDAVIT

I do solemnly swear that the above are the full, true and correct returns of the Snohomish County Fire Protection District No. 24 Proposition No. 1, involved in the above election and that they have in nowise been altered by additions or erasures and that they are the same as when they were deposited in my office, so help me God.

  
\_\_\_\_\_  
Skagit County Auditor



200611290246  
Skagit County Auditor

**Cumulative Report — Official**  
**GENERAL ELECTION — SKAGIT COUNTY WASHINGTON — November 07, 2006**

Page 1 of 6

11/29/2006 10:58 AM

Total Number of Voters : 41,641 of 59,998 = 69.40%

Precincts: 118 of 118 = 100.00%

Party	Candidate	Early	Election	Total
-------	-----------	-------	----------	-------

**INITIATIVE MEASURE NO. 920, Vote For 1**

Yes		14,127	35.18%	0	0.00%	14,127	35.18%
No		26,034	64.82%	0	0.00%	26,034	64.82%
<b>Cast Votes:</b>		40,161	96.45%	0	0.00%	40,161	96.45%
<b>Over Votes:</b>		11	0.03%	0	0.00%	11	0.03%
<b>Under Votes:</b>		1,469	3.53%	0	0.00%	1,469	3.53%

**INITIATIVE MEASURE NO. 933, Vote For 1**

Yes		11,897	29.31%	0	0.00%	11,897	29.31%
No		28,691	70.69%	0	0.00%	28,691	70.69%
<b>Cast Votes:</b>		40,588	97.47%	0	0.00%	40,588	97.47%
<b>Over Votes:</b>		8	0.02%	0	0.00%	8	0.02%
<b>Under Votes:</b>		1,045	2.51%	0	0.00%	1,045	2.51%

**INITIATIVE MEASURE NO. 937, Vote For 1**

Yes		17,575	44.75%	0	0.00%	17,575	44.75%
No		21,701	55.25%	0	0.00%	21,701	55.25%
<b>Cast Votes:</b>		39,276	94.32%	0	0.00%	39,276	94.32%
<b>Over Votes:</b>		4	0.01%	0	0.00%	4	0.01%
<b>Under Votes:</b>		2,361	5.67%	0	0.00%	2,361	5.67%

**HOUSE JOINT RESOLUTION 4223, Vote For 1**

Approved		31,003	79.84%	0	0.00%	31,003	79.84%
Rejected		7,830	20.16%	0	0.00%	7,830	20.16%
<b>Cast Votes:</b>		38,833	93.26%	0	0.00%	38,833	93.26%
<b>Over Votes:</b>		5	0.01%	0	0.00%	5	0.01%
<b>Under Votes:</b>		2,803	6.73%	0	0.00%	2,803	6.73%

**PROPOSITION NO. 1 Emergency Medical Services Levy (Skagit County Medic 1), Vote For 1**

Yes		25,646	65.36%	0	0.00%	25,646	65.36%
No		13,594	34.64%	0	0.00%	13,594	34.64%
<b>Cast Votes:</b>		39,240	94.23%	0	0.00%	39,240	94.23%
<b>Over Votes:</b>		2	0.00%	0	0.00%	2	0.00%
<b>Under Votes:</b>		2,399	5.76%	0	0.00%	2,399	5.76%



200611290246  
Skagit County Auditor

11/29/2006 Page 11 of 584 2:34PM

**Cumulative Report — Official  
GENERAL ELECTION — SKAGIT COUNTY WASHINGTON — November 07, 2006**

Page 2 of 6

11/29/2006 10:58 AM

Total Number of Voters : 41,641 of 59,998 = 69.40%

Precincts: 118 of 118 = 100.00%

Party	Candidate	Early	Election	Total
-------	-----------	-------	----------	-------

**UNITED STATES SENATOR, Vote For 1**

DEM	Maria Cantwell	21,612	52.62%	0	0.00%	21,612	52.62%
REP	Mike McGavick	18,094	44.06%	0	0.00%	18,094	44.06%
LIB	Bruce Guthrie	627	1.53%	0	0.00%	627	1.53%
IND	Robin Adair	372	0.91%	0	0.00%	372	0.91%
GRE	Aaron Dixon	364	0.89%	0	0.00%	364	0.89%

<b>Cast Votes:</b>		41,069	98.63%	0	0.00%	41,069	98.63%
<b>Over Votes:</b>		1	0.00%	0	0.00%	1	0.00%
<b>Under Votes:</b>		571	1.37%	0	0.00%	571	1.37%

**UNITED STATES REPRESENTATIVE DISTRICT #2, Vote For 1**

DEM	Rick Larsen	26,150	64.36%	0	0.00%	26,150	64.36%
REP	Doug Roulstone	14,483	35.64%	0	0.00%	14,483	35.64%

<b>Cast Votes:</b>		40,633	97.58%	0	0.00%	40,633	97.58%
<b>Over Votes:</b>		4	0.01%	0	0.00%	4	0.01%
<b>Under Votes:</b>		1,004	2.41%	0	0.00%	1,004	2.41%

**STATE REPRESENTATIVE DISTRICT #10 POSITION #1, Vote For 1**

REP	Chris Strow	6,261	100.00%	0	0.00%	6,261	100.00%
-----	-------------	-------	---------	---	-------	-------	---------

<b>Cast Votes:</b>		6,261	67.34%	0	0.00%	6,261	67.34%
<b>Over Votes:</b>		1	0.01%	0	0.00%	1	0.01%
<b>Under Votes:</b>		3,036	32.65%	0	0.00%	3,036	32.65%

**STATE REPRESENTATIVE DISTRICT #10 POSITION #2, Vote For 1**

DEM	Tim Knue	4,503	50.58%	0	0.00%	4,503	50.58%
REP	Barbara Bailey	4,400	49.42%	0	0.00%	4,400	49.42%

<b>Cast Votes:</b>		8,903	95.75%	0	0.00%	8,903	95.75%
<b>Over Votes:</b>		2	0.02%	0	0.00%	2	0.02%
<b>Under Votes:</b>		393	4.23%	0	0.00%	393	4.23%

**STATE REPRESENTATIVE DISTRICT #39 POSITION #1, Vote For 1**

DEM	Scott Olson	4,074	46.64%	0	0.00%	4,074	46.64%
REP	Dan Kristiansen	4,661	53.36%	0	0.00%	4,661	53.36%

<b>Cast Votes:</b>		8,735	94.73%	0	0.00%	8,735	94.73%
<b>Over Votes:</b>		0	0.00%	0	0.00%	0	0.00%
<b>Under Votes:</b>		486	5.27%	0	0.00%	486	5.27%



200611290246  
Skagit County Auditor

11/29/2006 Page 12 of 584 2:34PM

**Cumulative Report — Official  
GENERAL ELECTION — SKAGIT COUNTY WASHINGTON — November 07, 2006**

Page 3 of 6

11/29/2006 10:58 AM

Total Number of Voters : 41,641 of 59,998 = 69.40%

Precincts: 118 of 118 = 100.00%

Party	Candidate	Early	Election	Total
-------	-----------	-------	----------	-------

**STATE REPRESENTATIVE DISTRICT #39 POSITION #2, Vote For 1**

REP	Kirk Pearson	6,654	100.00%	0	0.00%	6,654	100.00%
		6,654	72.16%	0	0.00%	6,654	72.16%
		1	0.01%	0	0.00%	1	0.01%
		2,566	27.83%	0	0.00%	2,566	27.83%

**STATE REPRESENTATIVE DISTRICT #40 POSITION #1, Vote For 1**

DEM	Dave Quall	16,079	74.04%	0	0.00%	16,079	74.04%
REP	Yoshe Revelle	5,639	25.96%	0	0.00%	5,639	25.96%
		21,718	93.93%	0	0.00%	21,718	93.93%
		4	0.02%	0	0.00%	4	0.02%
		1,400	6.05%	0	0.00%	1,400	6.05%

**STATE REPRESENTATIVE DISTRICT #40 POSITION #2, Vote For 1**

DEM	Jeff Morris	16,887	100.00%	0	0.00%	16,887	100.00%
		16,887	73.03%	0	0.00%	16,887	73.03%
		1	0.00%	0	0.00%	1	0.00%
		6,234	26.96%	0	0.00%	6,234	26.96%

**SKAGIT COUNTY ASSESSOR, Vote For 1**

REP	Mark Leander	29,316	100.00%	0	0.00%	29,316	100.00%
		29,316	70.40%	0	0.00%	29,316	70.40%
		4	0.01%	0	0.00%	4	0.01%
		12,321	29.59%	0	0.00%	12,321	29.59%

**SKAGIT COUNTY AUDITOR, Vote For 1**

DEM	Jeanne Youngquist	21,186	53.83%	0	0.00%	21,186	53.83%
REP	Norma Hickok-Brummett	18,173	46.17%	0	0.00%	18,173	46.17%
		39,359	94.52%	0	0.00%	39,359	94.52%
		3	0.01%	0	0.00%	3	0.01%
		2,279	5.47%	0	0.00%	2,279	5.47%

**SKAGIT COUNTY CLERK, Vote For 1**

DEM	Nancy Scott	29,766	100.00%	0	0.00%	29,766	100.00%
		29,766	71.48%	0	0.00%	29,766	71.48%
		1	0.00%	0	0.00%	1	0.00%
		11,874	28.52%	0	0.00%	11,874	28.52%



200611290246  
Skagit County Auditor

**Cumulative Report — Official  
GENERAL ELECTION — SKAGIT COUNTY WASHINGTON — November 07, 2006**

Page 4 of 6

11/29/2006 10:58 AM

Total Number of Voters : 41,641 of 59,998 = 69.40%

Precincts: 118 of 118 = 100.00%

Party	Candidate	Early	Election	Total
-------	-----------	-------	----------	-------

**SKAGIT COUNTY COMMISSIONER DISTRICT 3, Vote For 1**

DEM	Sharon D. Dillon	23,120	58.06%	0	0.00%	23,120	58.06%
REP	Ted W. Anderson	16,702	41.94%	0	0.00%	16,702	41.94%
<b>Cast Votes:</b>		39,822	95.63%	0	0.00%	39,822	95.63%
<b>Over Votes:</b>		13	0.03%	0	0.00%	13	0.03%
<b>Under Votes:</b>		1,806	4.34%	0	0.00%	1,806	4.34%

**SKAGIT COUNTY CORONER, Vote For 1**

DEM	Daniel Dempsey	29,978	100.00%	0	0.00%	29,978	100.00%
<b>Cast Votes:</b>		29,978	71.99%	0	0.00%	29,978	71.99%
<b>Over Votes:</b>		2	0.00%	0	0.00%	2	0.00%
<b>Under Votes:</b>		11,661	28.00%	0	0.00%	11,661	28.00%

**SKAGIT COUNTY PROSECUTING ATTORNEY, Vote For 1**

DEM	Rich Weyrich	22,512	57.43%	0	0.00%	22,512	57.43%
REP	Tom Seguire	16,685	42.57%	0	0.00%	16,685	42.57%
<b>Cast Votes:</b>		39,197	94.13%	0	0.00%	39,197	94.13%
<b>Over Votes:</b>		3	0.01%	0	0.00%	3	0.01%
<b>Under Votes:</b>		2,441	5.86%	0	0.00%	2,441	5.86%

**SKAGIT COUNTY SHERIFF, Vote For 1**

DEM	Rick Grimstead	20,452	52.11%	0	0.00%	20,452	52.11%
REP	Dave Corrian	18,799	47.89%	0	0.00%	18,799	47.89%
<b>Cast Votes:</b>		39,251	94.26%	0	0.00%	39,251	94.26%
<b>Over Votes:</b>		4	0.01%	0	0.00%	4	0.01%
<b>Under Votes:</b>		2,386	5.73%	0	0.00%	2,386	5.73%

**SKAGIT COUNTY TREASURER, Vote For 1**

REP	Katie Jungquist	30,278	100.00%	0	0.00%	30,278	100.00%
<b>Cast Votes:</b>		30,278	72.71%	0	0.00%	30,278	72.71%
<b>Over Votes:</b>		2	0.00%	0	0.00%	2	0.00%
<b>Under Votes:</b>		11,361	27.28%	0	0.00%	11,361	27.28%



200611290246  
Skagit County Auditor

11/29/2006 Page 14 of 584 2:34PM

**Cumulative Report — Official  
GENERAL ELECTION — SKAGIT COUNTY WASHINGTON — November 07, 2006**


Page 5 of 6

11/29/2006 10:58 AM

Total Number of Voters : 41,641 of 59,998 = 69.40%

Precincts: 118 of 118 = 100.00%

Party	Candidate	Early	Election	Total
<b>STATE SUPREME COURT JUSTICE POSITION #2, Vote For 1</b>				
	Susan Owens	20,777 59.76%	0 0.00%	20,777 59.76%
	Stephen Johnson	13,992 40.24%	0 0.00%	13,992 40.24%
	<b>Cast Votes:</b>	<b>34,769 83.50%</b>	<b>0 0.00%</b>	<b>34,769 83.50%</b>
	<b>Over Votes:</b>	<b>5 0.01%</b>	<b>0 0.00%</b>	<b>5 0.01%</b>
	<b>Under Votes:</b>	<b>6,867 16.49%</b>	<b>0 0.00%</b>	<b>6,867 16.49%</b>
<b>STATE SUPREME COURT JUSTICE POSITION #8, Vote For 1</b>				
	Gerry L. Alexander	27,317 100.00%	0 0.00%	27,317 100.00%
	<b>Cast Votes:</b>	<b>27,317 65.60%</b>	<b>0 0.00%</b>	<b>27,317 65.60%</b>
	<b>Over Votes:</b>	<b>1 0.00%</b>	<b>0 0.00%</b>	<b>1 0.00%</b>
	<b>Under Votes:</b>	<b>14,323 34.40%</b>	<b>0 0.00%</b>	<b>14,323 34.40%</b>
<b>STATE SUPREME COURT JUSTICE POSITION #9, Vote For 1</b>				
	Tom Chambers	27,287 100.00%	0 0.00%	27,287 100.00%
	<b>Cast Votes:</b>	<b>27,287 65.53%</b>	<b>0 0.00%</b>	<b>27,287 65.53%</b>
	<b>Over Votes:</b>	<b>1 0.00%</b>	<b>0 0.00%</b>	<b>1 0.00%</b>
	<b>Under Votes:</b>	<b>14,353 34.47%</b>	<b>0 0.00%</b>	<b>14,353 34.47%</b>
<b>COURT OF APPEALS DIVISION I DISTRICT #3 POSITION #1, Vote For 1</b>				
	Mary Kay Becker	27,347 100.00%	0 0.00%	27,347 100.00%
	<b>Cast Votes:</b>	<b>27,347 65.67%</b>	<b>0 0.00%</b>	<b>27,347 65.67%</b>
	<b>Over Votes:</b>	<b>1 0.00%</b>	<b>0 0.00%</b>	<b>1 0.00%</b>
	<b>Under Votes:</b>	<b>14,293 34.32%</b>	<b>0 0.00%</b>	<b>14,293 34.32%</b>
<b>DISTRICT COURT JUDGE POSITION 1, Vote For 1</b>				
	Warren M. Gilbert	19,302 56.94%	0 0.00%	19,302 56.94%
	Colleen Kenimond	14,594 43.06%	0 0.00%	14,594 43.06%
	<b>Cast Votes:</b>	<b>33,896 81.40%</b>	<b>0 0.00%</b>	<b>33,896 81.40%</b>
	<b>Over Votes:</b>	<b>2 0.00%</b>	<b>0 0.00%</b>	<b>2 0.00%</b>
	<b>Under Votes:</b>	<b>7,743 18.59%</b>	<b>0 0.00%</b>	<b>7,743 18.59%</b>
<b>DISTRICT COURT JUDGE POSITION 2, Vote For 1</b>				
	David A. Svaren	26,368 100.00%	0 0.00%	26,368 100.00%
	<b>Cast Votes:</b>	<b>26,368 63.32%</b>	<b>0 0.00%</b>	<b>26,368 63.32%</b>
	<b>Over Votes:</b>	<b>3 0.01%</b>	<b>0 0.00%</b>	<b>3 0.01%</b>
	<b>Under Votes:</b>	<b>15,270 36.67%</b>	<b>0 0.00%</b>	<b>15,270 36.67%</b>

  
 200611290246  
 Skagit County Auditor  
 11/29/2006 Page 15 of 584 2:34PM

**Cumulative Report — Official  
GENERAL ELECTION — SKAGIT COUNTY WASHINGTON — November 07, 2006**

Page 6 of 6

11/29/2006 10:58 AM

Total Number of Voters : 41,641 of 59,998 = 69.40%

Precincts: 118 of 118 = 100.00%

Party	Candidate	Early	Election	Total
<b>PUBLIC UTILITY DISTRICT COMMISSIONER NO. 2, Vote For 1</b>				
	Robbie Robertson	16,516 56.91%	0 0.00%	16,516 56.91%
	Michael C. Newman	12,506 43.09%	0 0.00%	12,506 43.09%
	<b>Cast Votes:</b>	<b>29,022 69.70%</b>	<b>0 0.00%</b>	<b>29,022 69.70%</b>
	<b>Over Votes:</b>	<b>1 0.00%</b>	<b>0 0.00%</b>	<b>1 0.00%</b>
	<b>Under Votes:</b>	<b>12,618 30.30%</b>	<b>0 0.00%</b>	<b>12,618 30.30%</b>
<b>FIDALGO POOL &amp; FITNESS CENTER DISTRICT MAINTENANCE AND OPERATION LEVY, Vote For 1</b>				
	Yes	6,057 69.05%	0 0.00%	6,057 69.05%
	No	2,715 30.95%	0 0.00%	2,715 30.95%
	<b>Cast Votes:</b>	<b>8,772 95.71%</b>	<b>0 0.00%</b>	<b>8,772 95.71%</b>
	<b>Over Votes:</b>	<b>0 0.00%</b>	<b>0 0.00%</b>	<b>0 0.00%</b>
	<b>Under Votes:</b>	<b>393 4.29%</b>	<b>0 0.00%</b>	<b>393 4.29%</b>
<b>SKAGIT TRANSIT SYSTEM (SKAT) ANNEXATION OF VOTER PRECINCT 117 COUNTRY CLUB, Vote For 1</b>				
	Yes	139 67.15%	0 0.00%	139 67.15%
	No	68 32.85%	0 0.00%	68 32.85%
	<b>Cast Votes:</b>	<b>207 96.28%</b>	<b>0 0.00%</b>	<b>207 96.28%</b>
	<b>Over Votes:</b>	<b>0 0.00%</b>	<b>0 0.00%</b>	<b>0 0.00%</b>
	<b>Under Votes:</b>	<b>8 3.72%</b>	<b>0 0.00%</b>	<b>8 3.72%</b>
<b>SKAGIT COUNTY BOARD OF COMMISSIONERS PROPOSITION NO. 2 FLUORIDATION ADVISORY MEASURE, Vote For 1</b>				
	Yes	12,649 52.07%	0 0.00%	12,649 52.07%
	No	11,641 47.93%	0 0.00%	11,641 47.93%
	<b>Cast Votes:</b>	<b>24,290 94.71%</b>	<b>0 0.00%</b>	<b>24,290 94.71%</b>
	<b>Over Votes:</b>	<b>4 0.02%</b>	<b>0 0.00%</b>	<b>4 0.02%</b>
	<b>Under Votes:</b>	<b>1,353 5.28%</b>	<b>0 0.00%</b>	<b>1,353 5.28%</b>
<b>SNOHOMISH COUNTY FIRE PROTECTION DISTRICT NO. 24 PROPOSITION NO. 1, Vote For 1</b>				
	Yes	61 85.92%	0 0.00%	61 85.92%
	No	10 14.08%	0 0.00%	10 14.08%
	<b>Cast Votes:</b>	<b>71 92.21%</b>	<b>0 0.00%</b>	<b>71 92.21%</b>
	<b>Over Votes:</b>	<b>0 0.00%</b>	<b>0 0.00%</b>	<b>0 0.00%</b>
	<b>Under Votes:</b>	<b>6 7.79%</b>	<b>0 0.00%</b>	<b>6 7.79%</b>



200611290246  
Skagit County Auditor

11/29/2006 Page 16 of 584 2:34PM



**DavidECunningham**

---

**From:** BrianYoung  
**Sent:** Tuesday, November 28, 2006 5:50 AM  
**To:** # All  
**Subject:** COUNTY OFFICES CLOSED TODAY  
**Importance:** High  
**Categories:** IS, Computer related

**SEVERE WEATHER ALERT: COUNTY OFFICES CLOSED TODAY**

On behalf of the Skagit County Board of Commissioners, all County Offices will be closed today, Tuesday, November 28th due to severe weather conditions.  
Essential services such as Sheriff's office, road crews and 911 are in operation.  
Road closures posted 5:48 am 11/28



200611290246

Skagit County Auditor

Precinct Report — Official

PRIMARY ELECTION — SKAGIT COUNTY WASHINGTON 2006 GENERAL ELECTION — November 07, 2006

Total Number of Voters : 41,641 of 59,998 = 69.40%

Party	Candidate	Early	Election	Total
<b>Precinct 101 (Ballots Cast: 291)</b>				
<b>INITIATIVE MEASURE NO. 920, Vote For 1</b>				
	Yes	95 33.81%	0 0.00%	95 33.81%
	No	186 66.19%	0 0.00%	186 66.19%
	Cast Votes:	281 96.56%	0 0.00%	281 96.56%
	Over Votes:	0 0.00%	0 0.00%	0 0.00%
	Under Votes:	10 3.44%	0 0.00%	10 3.44%
<b>INITIATIVE MEASURE NO. 933, Vote For 1</b>				
	Yes	109 38.93%	0 0.00%	109 38.93%
	No	171 61.07%	0 0.00%	171 61.07%
	Cast Votes:	280 96.22%	0 0.00%	280 96.22%
	Over Votes:	0 0.00%	0 0.00%	0 0.00%
	Under Votes:	11 3.78%	0 0.00%	11 3.78%
<b>INITIATIVE MEASURE NO. 937, Vote For 1</b>				
	Yes	109 40.07%	0 0.00%	109 40.07%
	No	163 59.93%	0 0.00%	163 59.93%
	Cast Votes:	272 93.47%	0 0.00%	272 93.47%
	Over Votes:	0 0.00%	0 0.00%	0 0.00%
	Under Votes:	19 6.53%	0 0.00%	19 6.53%
<b>HOUSE JOINT RESOLUTION 4223, Vote For 1</b>				
	Approved	212 77.66%	0 0.00%	212 77.66%
	Rejected	61 22.34%	0 0.00%	61 22.34%
	Cast Votes:	273 93.81%	0 0.00%	273 93.81%
	Over Votes:	0 0.00%	0 0.00%	0 0.00%
	Under Votes:	18 6.19%	0 0.00%	18 6.19%
<b>PROPOSITION NO. 1 Emergency Medical Services Levy (Skagit County Medic 1), Vote For 1</b>				
	Yes	134 49.45%	0 0.00%	134 49.45%
	No	137 50.55%	0 0.00%	137 50.55%
	Cast Votes:	271 93.13%	0 0.00%	271 93.13%
	Over Votes:	0 0.00%	0 0.00%	0 0.00%
	Under Votes:	20 6.87%	0 0.00%	20 6.87%
<b>UNITED STATES SENATOR, Vote For 1</b>				
DEM	Maria Cantwell	136 47.72%	0 0.00%	136 47.72%
REP	Mike McGavick	138 48.42%	0 0.00%	138 48.42%
LIB	Bruce Guthrie	7 2.46%	0 0.00%	7 2.46%
IND	Robin Adair	2 0.70%	0 0.00%	2 0.70%
GRE	Aaron Dixon	2 0.70%	0 0.00%	2 0.70%
	Cast Votes:	285 97.94%	0 0.00%	285 97.94%
	Over Votes:	0 0.00%	0 0.00%	0 0.00%
	Under Votes:	6 2.06%	0 0.00%	6 2.06%



200611290246  
Skagit County Auditor

**Precinct Report — Official**

**PRIMARY ELECTION — SKAGIT COUNTY WASHINGTON 2006 GENERAL ELECTION — November 07, 2006**

Total Number of Voters : 41,641 of 59,998 = 69.40%

Precincts Reporting 118 of 118 = 100.00%

Party	Candidate	Early	Election	Total
<b>Precinct 101 (Ballots Cast: 291)</b>				
<b>UNITED STATES REPRESENTATIVE DISTRICT #2, Vote For 1</b>				
DEM	Rick Larsen	174	61.05%	0 0.00% 174 61.05%
REP	Doug Roulstone	111	38.95%	0 0.00% 111 38.95%
	<b>Cast Votes:</b>	285	97.94%	0 0.00% 285 97.94%
	<b>Over Votes:</b>	0	0.00%	0 0.00% 0 0.00%
	<b>Under Votes:</b>	6	2.06%	0 0.00% 6 2.06%
<b>STATE REPRESENTATIVE DISTRICT #39 POSITION #1, Vote For 1</b>				
DEM	Scott Olson	105	39.18%	0 0.00% 105 39.18%
REP	Dan Kristiansen	163	60.82%	0 0.00% 163 60.82%
	<b>Cast Votes:</b>	268	92.10%	0 0.00% 268 92.10%
	<b>Over Votes:</b>	0	0.00%	0 0.00% 0 0.00%
	<b>Under Votes:</b>	23	7.90%	0 0.00% 23 7.90%
<b>STATE REPRESENTATIVE DISTRICT #39 POSITION #2, Vote For 1</b>				
REP	Kirk Pearson	210	100.00%	0 0.00% 210 100.00%
	<b>Cast Votes:</b>	210	72.16%	0 0.00% 210 72.16%
	<b>Over Votes:</b>	0	0.00%	0 0.00% 0 0.00%
	<b>Under Votes:</b>	81	27.84%	0 0.00% 81 27.84%
<b>SKAGIT COUNTY ASSESSOR, Vote For 1</b>				
REP	Mark Leander	213	100.00%	0 0.00% 213 100.00%
	<b>Cast Votes:</b>	213	73.20%	0 0.00% 213 73.20%
	<b>Over Votes:</b>	0	0.00%	0 0.00% 0 0.00%
	<b>Under Votes:</b>	78	26.80%	0 0.00% 78 26.80%
<b>SKAGIT COUNTY AUDITOR, Vote For 1</b>				
DEM	Jeanne Youngquist	137	49.64%	0 0.00% 137 49.64%
REP	Norma Hickok-Brummett	139	50.36%	0 0.00% 139 50.36%
	<b>Cast Votes:</b>	276	94.85%	0 0.00% 276 94.85%
	<b>Over Votes:</b>	0	0.00%	0 0.00% 0 0.00%
	<b>Under Votes:</b>	15	5.15%	0 0.00% 15 5.15%
<b>SKAGIT COUNTY CLERK, Vote For 1</b>				
DEM	Nancy Scott	209	100.00%	0 0.00% 209 100.00%
	<b>Cast Votes:</b>	209	71.82%	0 0.00% 209 71.82%
	<b>Over Votes:</b>	0	0.00%	0 0.00% 0 0.00%
	<b>Under Votes:</b>	82	28.18%	0 0.00% 82 28.18%



200611290246  
Skagit County Auditor

Precinct Report — Official

PRIMARY ELECTION — SKAGIT COUNTY WASHINGTON 2006 GENERAL ELECTION — November 07, 2006

Page 3 of 568

11/29/2006 12:46 PM

Total Number of Voters : 41,641 of 59,998 = 69.40%

Precincts Reporting 118 of 118 = 100.00%

Party	Candidate	Early	Election	Total		
<b>Precinct 101 (Ballots Cast: 291)</b>						
<b>SKAGIT COUNTY COMMISSIONER DISTRICT 3, Vote For 1</b>						
DEM	Sharon D. Dillon	91	32.27%	0 0.00%	91	32.27%
REP	Ted W. Anderson	191	67.73%	0 0.00%	191	67.73%
	Cast Votes:	282	96.91%	0 0.00%	282	96.91%
	Over Votes:	0	0.00%	0 0.00%	0	0.00%
	Under Votes:	9	3.09%	0 0.00%	9	3.09%
<b>SKAGIT COUNTY CORONER, Vote For 1</b>						
DEM	Daniel Dempsey	204	100.00%	0 0.00%	204	100.00%
	Cast Votes:	204	70.10%	0 0.00%	204	70.10%
	Over Votes:	0	0.00%	0 0.00%	0	0.00%
	Under Votes:	87	29.90%	0 0.00%	87	29.90%
<b>SKAGIT COUNTY PROSECUTING ATTORNEY, Vote For 1</b>						
DEM	Rich Weyrich	152	55.27%	0 0.00%	152	55.27%
REP	Tom Seguire	123	44.73%	0 0.00%	123	44.73%
	Cast Votes:	275	94.50%	0 0.00%	275	94.50%
	Over Votes:	0	0.00%	0 0.00%	0	0.00%
	Under Votes:	16	5.50%	0 0.00%	16	5.50%
<b>SKAGIT COUNTY SHERIFF, Vote For 1</b>						
DEM	Rick Grimstead	108	38.99%	0 0.00%	108	38.99%
REP	Dave Corrion	169	61.01%	0 0.00%	169	61.01%
	Cast Votes:	277	95.19%	0 0.00%	277	95.19%
	Over Votes:	0	0.00%	0 0.00%	0	0.00%
	Under Votes:	14	4.81%	0 0.00%	14	4.81%
<b>SKAGIT COUNTY TREASURER, Vote For 1</b>						
REP	Katie Jungquist	222	100.00%	0 0.00%	222	100.00%
	Cast Votes:	222	76.29%	0 0.00%	222	76.29%
	Over Votes:	0	0.00%	0 0.00%	0	0.00%
	Under Votes:	69	23.71%	0 0.00%	69	23.71%
<b>STATE SUPREME COURT JUSTICE POSITION #2, Vote For 1</b>						
	Susan Owens	112	47.26%	0 0.00%	112	47.26%
	Stephen Johnson	125	52.74%	0 0.00%	125	52.74%
	Cast Votes:	237	81.44%	0 0.00%	237	81.44%
	Over Votes:	0	0.00%	0 0.00%	0	0.00%
	Under Votes:	54	18.56%	0 0.00%	54	18.56%



200611290246  
Skagit County Auditor

11/29/2006 Page 20 of 584 2:34PM

**Precinct Report — Official**

**PRIMARY ELECTION — SKAGIT COUNTY WASHINGTON 2006 GENERAL ELECTION — November 07, 2006**

Page 4 of 568

11/29/2006 12:46 PM

Total Number of Voters : 41,641 of 59,998 = 69.40%

Precincts Reporting 118 of 118 = 100.00%

Party	Candidate	Early	Election	Total
<b>Precinct 101 (Ballots Cast: 291)</b>				
<b>STATE SUPREME COURT JUSTICE POSITION #8, Vote For 1</b>				
	Gerry L. Alexander	190 100.00%	0 0.00%	190 100.00%
	Cast Votes:	190 65.29%	0 0.00%	190 65.29%
	Over Votes:	0 0.00%	0 0.00%	0 0.00%
	Under Votes:	101 34.71%	0 0.00%	101 34.71%
<b>STATE SUPREME COURT JUSTICE POSITION #9, Vote For 1</b>				
	Tom Chambers	196 100.00%	0 0.00%	196 100.00%
	Cast Votes:	196 67.35%	0 0.00%	196 67.35%
	Over Votes:	0 0.00%	0 0.00%	0 0.00%
	Under Votes:	95 32.65%	0 0.00%	95 32.65%
<b>COURT OF APPEALS DIVISION I DISTRICT #3 POSITION #1, Vote For 1</b>				
	Mary Kay Becker	191 100.00%	0 0.00%	191 100.00%
	Cast Votes:	191 65.64%	0 0.00%	191 65.64%
	Over Votes:	0 0.00%	0 0.00%	0 0.00%
	Under Votes:	100 34.36%	0 0.00%	100 34.36%
<b>DISTRICT COURT JUDGE POSITION 1, Vote For 1</b>				
	Warren M. Gilbert	146 62.66%	0 0.00%	146 62.66%
	Colleen Kenimond	87 37.34%	0 0.00%	87 37.34%
	Cast Votes:	233 80.07%	0 0.00%	233 80.07%
	Over Votes:	0 0.00%	0 0.00%	0 0.00%
	Under Votes:	58 19.93%	0 0.00%	58 19.93%
<b>DISTRICT COURT JUDGE POSITION 2, Vote For 1</b>				
	David A. Svaren	183 100.00%	0 0.00%	183 100.00%
	Cast Votes:	183 62.89%	0 0.00%	183 62.89%
	Over Votes:	0 0.00%	0 0.00%	0 0.00%
	Under Votes:	108 37.11%	0 0.00%	108 37.11%
<b>PUBLIC UTILITY DISTRICT COMMISSIONER NO. 2, Vote For 1</b>				
	Robbie Robertson	111 51.39%	0 0.00%	111 51.39%
	Michael C. Newman	105 48.61%	0 0.00%	105 48.61%
	Cast Votes:	216 74.23%	0 0.00%	216 74.23%
	Over Votes:	0 0.00%	0 0.00%	0 0.00%
	Under Votes:	75 25.77%	0 0.00%	75 25.77%



200611290246

Skagit County Auditor

Precinct Report — Official

PRIMARY ELECTION — SKAGIT COUNTY WASHINGTON 2006 GENERAL ELECTION — November 07, 2006

Total Number of Voters : 41,641 of 59,998 = 69.40%

Party	Candidate	Early	Election	Total
<b>Precinct 102 (Ballots Cast: 254)</b>				
<b>INITIATIVE MEASURE NO. 920, Vote For 1</b>				
	Yes	73 29.44%	0 0.00%	73 29.44%
	No	175 70.56%	0 0.00%	175 70.56%
	<b>Cast Votes:</b>	<b>248 97.64%</b>	<b>0 0.00%</b>	<b>248 97.64%</b>
	<b>Over Votes:</b>	<b>0 0.00%</b>	<b>0 0.00%</b>	<b>0 0.00%</b>
	<b>Under Votes:</b>	<b>6 2.36%</b>	<b>0 0.00%</b>	<b>6 2.36%</b>
<b>INITIATIVE MEASURE NO. 933, Vote For 1</b>				
	Yes	112 45.16%	0 0.00%	112 45.16%
	No	136 54.84%	0 0.00%	136 54.84%
	<b>Cast Votes:</b>	<b>248 97.64%</b>	<b>0 0.00%</b>	<b>248 97.64%</b>
	<b>Over Votes:</b>	<b>0 0.00%</b>	<b>0 0.00%</b>	<b>0 0.00%</b>
	<b>Under Votes:</b>	<b>6 2.36%</b>	<b>0 0.00%</b>	<b>6 2.36%</b>
<b>INITIATIVE MEASURE NO. 937, Vote For 1</b>				
	Yes	110 44.90%	0 0.00%	110 44.90%
	No	135 55.10%	0 0.00%	135 55.10%
	<b>Cast Votes:</b>	<b>245 96.46%</b>	<b>0 0.00%</b>	<b>245 96.46%</b>
	<b>Over Votes:</b>	<b>0 0.00%</b>	<b>0 0.00%</b>	<b>0 0.00%</b>
	<b>Under Votes:</b>	<b>9 3.54%</b>	<b>0 0.00%</b>	<b>9 3.54%</b>
<b>HOUSE JOINT RESOLUTION 4223, Vote For 1</b>				
	Approved	196 80.33%	0 0.00%	196 80.33%
	Rejected	48 19.67%	0 0.00%	48 19.67%
	<b>Cast Votes:</b>	<b>244 96.06%</b>	<b>0 0.00%</b>	<b>244 96.06%</b>
	<b>Over Votes:</b>	<b>0 0.00%</b>	<b>0 0.00%</b>	<b>0 0.00%</b>
	<b>Under Votes:</b>	<b>10 3.94%</b>	<b>0 0.00%</b>	<b>10 3.94%</b>
<b>PROPOSITION NO. 1 Emergency Medical Services Levy (Skagit County Medic 1), Vote For 1</b>				
	Yes	131 54.36%	0 0.00%	131 54.36%
	No	110 45.64%	0 0.00%	110 45.64%
	<b>Cast Votes:</b>	<b>241 94.88%</b>	<b>0 0.00%</b>	<b>241 94.88%</b>
	<b>Over Votes:</b>	<b>0 0.00%</b>	<b>0 0.00%</b>	<b>0 0.00%</b>
	<b>Under Votes:</b>	<b>13 5.12%</b>	<b>0 0.00%</b>	<b>13 5.12%</b>
<b>UNITED STATES SENATOR, Vote For 1</b>				
DEM	Maria Cantwell	141 57.32%	0 0.00%	141 57.32%
REP	Mike McGavick	90 36.59%	0 0.00%	90 36.59%
LIB	Bruce Guthrie	11 4.47%	0 0.00%	11 4.47%
IND	Robin Adair	1 0.41%	0 0.00%	1 0.41%
GRE	Aaron Dixon	3 1.22%	0 0.00%	3 1.22%
	<b>Cast Votes:</b>	<b>246 96.85%</b>	<b>0 0.00%</b>	<b>246 96.85%</b>
	<b>Over Votes:</b>	<b>0 0.00%</b>	<b>0 0.00%</b>	<b>0 0.00%</b>
	<b>Under Votes:</b>	<b>8 3.15%</b>	<b>0 0.00%</b>	<b>8 3.15%</b>



200611290246  
Skagit County Auditor

Precinct Report — Official

PRIMARY ELECTION — SKAGIT COUNTY WASHINGTON 2006 GENERAL ELECTION — November 07, 2006

Page 6 of 568

11/29/2006 12:46 PM

Total Number of Voters : 41,641 of 59,998 = 69.40%

Precincts Reporting 118 of 118 = 100.00%

Party	Candidate	Early	Election	Total	
<b>Precinct 102 (Ballots Cast: 254)</b>					
<b>UNITED STATES REPRESENTATIVE DISTRICT #2, Vote For 1</b>					
DEM	Rick Larsen	158	65.56%	0 0.00%	158 65.56%
REP	Doug Roulstone	83	34.44%	0 0.00%	83 34.44%
	Cast Votes:	241	94.88%	0 0.00%	241 94.88%
	Over Votes:	0	0.00%	0 0.00%	0 0.00%
	Under Votes:	13	5.12%	0 0.00%	13 5.12%
<b>STATE REPRESENTATIVE DISTRICT #40 POSITION #1, Vote For 1</b>					
DEM	Dave Quall	172	73.82%	0 0.00%	172 73.82%
REP	Yoshe Revelle	61	26.18%	0 0.00%	61 26.18%
	Cast Votes:	233	91.73%	0 0.00%	233 91.73%
	Over Votes:	0	0.00%	0 0.00%	0 0.00%
	Under Votes:	21	8.27%	0 0.00%	21 8.27%
<b>STATE REPRESENTATIVE DISTRICT #40 POSITION #2, Vote For 1</b>					
DEM	Jeff Morris	189	100.00%	0 0.00%	189 100.00%
	Cast Votes:	189	74.41%	0 0.00%	189 74.41%
	Over Votes:	0	0.00%	0 0.00%	0 0.00%
	Under Votes:	65	25.59%	0 0.00%	65 25.59%
<b>SKAGIT COUNTY ASSESSOR, Vote For 1</b>					
REP	Mark Leander	175	100.00%	0 0.00%	175 100.00%
	Cast Votes:	175	68.90%	0 0.00%	175 68.90%
	Over Votes:	0	0.00%	0 0.00%	0 0.00%
	Under Votes:	79	31.10%	0 0.00%	79 31.10%
<b>SKAGIT COUNTY AUDITOR, Vote For 1</b>					
DEM	Jeanne Youngquist	148	62.71%	0 0.00%	148 62.71%
REP	Norma Hickok-Brummett	88	37.29%	0 0.00%	88 37.29%
	Cast Votes:	236	92.91%	0 0.00%	236 92.91%
	Over Votes:	0	0.00%	0 0.00%	0 0.00%
	Under Votes:	18	7.09%	0 0.00%	18 7.09%
<b>SKAGIT COUNTY CLERK, Vote For 1</b>					
DEM	Nancy Scott	175	100.00%	0 0.00%	175 100.00%
	Cast Votes:	175	68.90%	0 0.00%	175 68.90%
	Over Votes:	0	0.00%	0 0.00%	0 0.00%
	Under Votes:	79	31.10%	0 0.00%	79 31.10%



200611290246

Skagit County Auditor

Precinct Report — Official

PRIMARY ELECTION — SKAGIT COUNTY WASHINGTON 2006 GENERAL ELECTION — November 07, 2006

Page 7 of 568

11/29/2006 12:46 PM

Total Number of Voters : 41,641 of 59,998 = 69.40%

Precincts Reporting 118 of 118 = 100.00%

Party	Candidate	Early	Election	Total	
<b>Precinct 102 (Ballots Cast: 254)</b>					
<b>SKAGIT COUNTY COMMISSIONER DISTRICT 3, Vote For 1</b>					
DEM	Sharon D. Dillon	142	58.92%	0 0.00%	142 58.92%
REP	Ted W. Anderson	99	41.08%	0 0.00%	99 41.08%
Cast Votes:		241	94.88%	0 0.00%	241 94.88%
Over Votes:		0	0.00%	0 0.00%	0 0.00%
Under Votes:		13	5.12%	0 0.00%	13 5.12%
<b>SKAGIT COUNTY CORONER, Vote For 1</b>					
DEM	Daniel Dempsey	179	100.00%	0 0.00%	179 100.00%
Cast Votes:		179	70.47%	0 0.00%	179 70.47%
Over Votes:		0	0.00%	0 0.00%	0 0.00%
Under Votes:		75	29.53%	0 0.00%	75 29.53%
<b>SKAGIT COUNTY PROSECUTING ATTORNEY, Vote For 1</b>					
DEM	Rich Weyrich	145	62.23%	0 0.00%	145 62.23%
REP	Tom Seguire	88	37.77%	0 0.00%	88 37.77%
Cast Votes:		233	91.73%	0 0.00%	233 91.73%
Over Votes:		0	0.00%	0 0.00%	0 0.00%
Under Votes:		21	8.27%	0 0.00%	21 8.27%
<b>SKAGIT COUNTY SHERIFF, Vote For 1</b>					
DEM	Rick Grimstead	117	49.58%	0 0.00%	117 49.58%
REP	Dave Corrian	119	50.42%	0 0.00%	119 50.42%
Cast Votes:		236	92.91%	0 0.00%	236 92.91%
Over Votes:		0	0.00%	0 0.00%	0 0.00%
Under Votes:		18	7.09%	0 0.00%	18 7.09%
<b>SKAGIT COUNTY TREASURER, Vote For 1</b>					
REP	Katie Jungquist	185	100.00%	0 0.00%	185 100.00%
Cast Votes:		185	72.83%	0 0.00%	185 72.83%
Over Votes:		0	0.00%	0 0.00%	0 0.00%
Under Votes:		69	27.17%	0 0.00%	69 27.17%
<b>STATE SUPREME COURT JUSTICE POSITION #2, Vote For 1</b>					
	Susan Owens	130	62.80%	0 0.00%	130 62.80%
	Stephen Johnson	77	37.20%	0 0.00%	77 37.20%
Cast Votes:		207	81.50%	0 0.00%	207 81.50%
Over Votes:		0	0.00%	0 0.00%	0 0.00%
Under Votes:		47	18.50%	0 0.00%	47 18.50%



200611290246  
Skagit County Auditor

11/29/2006 Page 24 of 584 2:34PM



Precinct Report — Official

PRIMARY ELECTION — SKAGIT COUNTY WASHINGTON 2006 GENERAL ELECTION — November 07, 2006

Total Number of Voters : 41,641 of 59,998 = 69.40%

Precincts Reporting 118 of 118 = 100.00%

Party	Candidate	Early	Election	Total
<b>Precinct 102 (Ballots Cast: 254)</b>				
<b>STATE SUPREME COURT JUSTICE POSITION #8, Vote For 1</b>				
	Gerry L. Alexander	167 100.00%	0 0.00%	167 100.00%
	Cast Votes:	167 65.75%	0 0.00%	167 65.75%
	Over Votes:	0 0.00%	0 0.00%	0 0.00%
	Under Votes:	87 34.25%	0 0.00%	87 34.25%
<b>STATE SUPREME COURT JUSTICE POSITION #9, Vote For 1</b>				
	Tom Chambers	169 100.00%	0 0.00%	169 100.00%
	Cast Votes:	169 66.54%	0 0.00%	169 66.54%
	Over Votes:	0 0.00%	0 0.00%	0 0.00%
	Under Votes:	85 33.46%	0 0.00%	85 33.46%
<b>COURT OF APPEALS DIVISION I DISTRICT #3 POSITION #1, Vote For 1</b>				
	Mary Kay Becker	162 100.00%	0 0.00%	162 100.00%
	Cast Votes:	162 63.78%	0 0.00%	162 63.78%
	Over Votes:	0 0.00%	0 0.00%	0 0.00%
	Under Votes:	92 36.22%	0 0.00%	92 36.22%
<b>DISTRICT COURT JUDGE POSITION 1, Vote For 1</b>				
	Warren M. Gilbert	110 53.14%	0 0.00%	110 53.14%
	Colleen Kenimond	97 46.86%	0 0.00%	97 46.86%
	Cast Votes:	207 81.50%	0 0.00%	207 81.50%
	Over Votes:	0 0.00%	0 0.00%	0 0.00%
	Under Votes:	47 18.50%	0 0.00%	47 18.50%
<b>DISTRICT COURT JUDGE POSITION 2, Vote For 1</b>				
	David A. Svaren	158 100.00%	0 0.00%	158 100.00%
	Cast Votes:	158 62.20%	0 0.00%	158 62.20%
	Over Votes:	0 0.00%	0 0.00%	0 0.00%
	Under Votes:	96 37.80%	0 0.00%	96 37.80%
<b>PUBLIC UTILITY DISTRICT COMMISSIONER NO. 2, Vote For 1</b>				
	Robbie Robertson	103 59.88%	0 0.00%	103 59.88%
	Michael C. Newman	69 40.12%	0 0.00%	69 40.12%
	Cast Votes:	172 67.72%	0 0.00%	172 67.72%
	Over Votes:	0 0.00%	0 0.00%	0 0.00%
	Under Votes:	82 32.28%	0 0.00%	82 32.28%



200611290246

Skagit County Auditor


Precinct Report — Official

PRIMARY ELECTION — SKAGIT COUNTY WASHINGTON 2006 GENERAL ELECTION — November 07, 2006

Total Number of Voters : 41,641 of 59,998 = 69.40%

Precincts Reporting 118 of 118 = 100.00%

Party	Candidate	Early	Election	Total
<b>Precinct 103 (Ballots Cast: 215)</b>				
<b>INITIATIVE MEASURE NO. 920, Vote For 1</b>				
	Yes	96 47.06%	0 0.00%	96 47.06%
	No	108 52.94%	0 0.00%	108 52.94%
	Cast Votes:	204 94.88%	0 0.00%	204 94.88%
	Over Votes:	0 0.00%	0 0.00%	0 0.00%
	Under Votes:	11 5.12%	0 0.00%	11 5.12%
<b>INITIATIVE MEASURE NO. 933, Vote For 1</b>				
	Yes	98 46.89%	0 0.00%	98 46.89%
	No	111 53.11%	0 0.00%	111 53.11%
	Cast Votes:	209 97.21%	0 0.00%	209 97.21%
	Over Votes:	0 0.00%	0 0.00%	0 0.00%
	Under Votes:	6 2.79%	0 0.00%	6 2.79%
<b>INITIATIVE MEASURE NO. 937, Vote For 1</b>				
	Yes	72 36.55%	0 0.00%	72 36.55%
	No	125 63.45%	0 0.00%	125 63.45%
	Cast Votes:	197 91.63%	0 0.00%	197 91.63%
	Over Votes:	0 0.00%	0 0.00%	0 0.00%
	Under Votes:	18 8.37%	0 0.00%	18 8.37%
<b>HOUSE JOINT RESOLUTION 4223, Vote For 1</b>				
	Approved	152 76.77%	0 0.00%	152 76.77%
	Rejected	46 23.23%	0 0.00%	46 23.23%
	Cast Votes:	198 92.09%	0 0.00%	198 92.09%
	Over Votes:	0 0.00%	0 0.00%	0 0.00%
	Under Votes:	17 7.91%	0 0.00%	17 7.91%
<b>PROPOSITION NO. 1 Emergency Medical Services Levy (Skagit County Medic 1), Vote For 1</b>				
	Yes	115 56.37%	0 0.00%	115 56.37%
	No	89 43.63%	0 0.00%	89 43.63%
	Cast Votes:	204 94.88%	0 0.00%	204 94.88%
	Over Votes:	0 0.00%	0 0.00%	0 0.00%
	Under Votes:	11 5.12%	0 0.00%	11 5.12%
<b>UNITED STATES SENATOR, Vote For 1</b>				
DEM	Maria Cantwell	85 40.09%	0 0.00%	85 40.09%
REP	Mike McGavick	121 57.08%	0 0.00%	121 57.08%
LIB	Bruce Guthrie	1 0.47%	0 0.00%	1 0.47%
IND	Robin Adair	3 1.42%	0 0.00%	3 1.42%
GRE	Aaron Dixon	2 0.94%	0 0.00%	2 0.94%
	Cast Votes:	212 98.60%	0 0.00%	212 98.60%
	Over Votes:	0 0.00%	0 0.00%	0 0.00%
	Under Votes:	3 1.40%	0 0.00%	3 1.40%



200611290246  
Skagit County Auditor

Precinct Report — Official

PRIMARY ELECTION — SKAGIT COUNTY WASHINGTON 2006 GENERAL ELECTION — November 07, 2006

Page 10 of 568

11/29/2006 12:46 PM

Total Number of Voters : 41,641 of 59,998 = 69.40%

Precincts Reporting 118 of 118 = 100.00%

Party	Candidate	Early	Election	Total
<b>Precinct 103 (Ballots Cast: 215)</b>				
<b>UNITED STATES REPRESENTATIVE DISTRICT #2, Vote For 1</b>				
DEM	Rick Larsen	106	51.46%	106 51.46%
REP	Doug Roulstone	100	48.54%	100 48.54%
	Cast Votes:	206	95.81%	206 95.81%
	Over Votes:	0	0.00%	0 0.00%
	Under Votes:	9	4.19%	9 4.19%
<b>STATE REPRESENTATIVE DISTRICT #40 POSITION #1, Vote For 1</b>				
DEM	Dave Quall	131	66.50%	131 66.50%
REP	Yoshe Revelle	66	33.50%	66 33.50%
	Cast Votes:	197	91.63%	197 91.63%
	Over Votes:	0	0.00%	0 0.00%
	Under Votes:	18	8.37%	18 8.37%
<b>STATE REPRESENTATIVE DISTRICT #40 POSITION #2, Vote For 1</b>				
DEM	Jeff Morris	120	100.00%	120 100.00%
	Cast Votes:	120	55.81%	120 55.81%
	Over Votes:	0	0.00%	0 0.00%
	Under Votes:	95	44.19%	95 44.19%
<b>SKAGIT COUNTY ASSESSOR, Vote For 1</b>				
REP	Mark Leander	146	100.00%	146 100.00%
	Cast Votes:	146	67.91%	146 67.91%
	Over Votes:	0	0.00%	0 0.00%
	Under Votes:	69	32.09%	69 32.09%
<b>SKAGIT COUNTY AUDITOR, Vote For 1</b>				
DEM	Jeanne Youngquist	89	43.63%	89 43.63%
REP	Norma Hickok-Brummett	115	56.37%	115 56.37%
	Cast Votes:	204	94.88%	204 94.88%
	Over Votes:	0	0.00%	0 0.00%
	Under Votes:	11	5.12%	11 5.12%
<b>SKAGIT COUNTY CLERK, Vote For 1</b>				
DEM	Nancy Scott	116	100.00%	116 100.00%
	Cast Votes:	116	53.95%	116 53.95%
	Over Votes:	0	0.00%	0 0.00%
	Under Votes:	99	46.05%	99 46.05%



200611290246

Skagit County Auditor

Precinct Report — Official

PRIMARY ELECTION — SKAGIT COUNTY WASHINGTON 2006 GENERAL ELECTION — November 07, 2006

Page 11 of 568

11/29/2006 12:46 PM

Precincts Reporting 118 of 118 = 100.00%

Total Number of Voters : 41,641 of 59,998 = 69.40%

Party	Candidate	Early	Election	Total
<b>Precinct 103 (Ballots Cast: 215)</b>				
<b>SKAGIT COUNTY COMMISSIONER DISTRICT 3, Vote For 1</b>				
DEM	Sharon D. Dillon	79 39.70%	0 0.00%	79 39.70%
REP	Ted W. Anderson	120 60.30%	0 0.00%	120 60.30%
	Cast Votes:	199 92.56%	0 0.00%	199 92.56%
	Over Votes:	0 0.00%	0 0.00%	0 0.00%
	Under Votes:	16 7.44%	0 0.00%	16 7.44%
<b>SKAGIT COUNTY CORONER, Vote For 1</b>				
DEM	Daniel Dempsey	116 100.00%	0 0.00%	116 100.00%
	Cast Votes:	116 53.95%	0 0.00%	116 53.95%
	Over Votes:	0 0.00%	0 0.00%	0 0.00%
	Under Votes:	99 46.05%	0 0.00%	99 46.05%
<b>SKAGIT COUNTY PROSECUTING ATTORNEY, Vote For 1</b>				
DEM	Rich Weyrich	87 44.39%	0 0.00%	87 44.39%
REP	Tom Seguire	109 55.61%	0 0.00%	109 55.61%
	Cast Votes:	196 91.16%	0 0.00%	196 91.16%
	Over Votes:	0 0.00%	0 0.00%	0 0.00%
	Under Votes:	19 8.84%	0 0.00%	19 8.84%
<b>SKAGIT COUNTY SHERIFF, Vote For 1</b>				
DEM	Rick Grimstead	96 47.06%	0 0.00%	96 47.06%
REP	Dave Corrion	108 52.94%	0 0.00%	108 52.94%
	Cast Votes:	204 94.88%	0 0.00%	204 94.88%
	Over Votes:	0 0.00%	0 0.00%	0 0.00%
	Under Votes:	11 5.12%	0 0.00%	11 5.12%
<b>SKAGIT COUNTY TREASURER, Vote For 1</b>				
REP	Katie Jungquist	152 100.00%	0 0.00%	152 100.00%
	Cast Votes:	152 70.70%	0 0.00%	152 70.70%
	Over Votes:	0 0.00%	0 0.00%	0 0.00%
	Under Votes:	63 29.30%	0 0.00%	63 29.30%
<b>STATE SUPREME COURT JUSTICE POSITION #2, Vote For 1</b>				
	Susan Owens	85 52.47%	0 0.00%	85 52.47%
	Stephen Johnson	77 47.53%	0 0.00%	77 47.53%
	Cast Votes:	162 75.35%	0 0.00%	162 75.35%
	Over Votes:	0 0.00%	0 0.00%	0 0.00%
	Under Votes:	53 24.65%	0 0.00%	53 24.65%



200611290246  
Skagit County Auditor

11/29/2006 Page 28 of 584 2:34PM

Precinct Report — Official

PRIMARY ELECTION — SKAGIT COUNTY WASHINGTON 2006 GENERAL ELECTION — November 07, 2006

Page 12 of 568

11/29/2006 12:46 PM

Total Number of Voters : 41,641 of 59,998 = 69.40%

Precincts Reporting 118 of 118 = 100.00%

Party	Candidate	Early	Election	Total
<b>Precinct 103 (Ballots Cast: 215)</b>				
<b>STATE SUPREME COURT JUSTICE POSITION #8, Vote For 1</b>				
	Gerry L. Alexander	101 100.00%	0 0.00%	101 100.00%
	Cast Votes:	101 46.98%	0 0.00%	101 46.98%
	Over Votes:	0 0.00%	0 0.00%	0 0.00%
	Under Votes:	114 53.02%	0 0.00%	114 53.02%
<b>STATE SUPREME COURT JUSTICE POSITION #9, Vote For 1</b>				
	Tom Chambers	107 100.00%	0 0.00%	107 100.00%
	Cast Votes:	107 49.77%	0 0.00%	107 49.77%
	Over Votes:	0 0.00%	0 0.00%	0 0.00%
	Under Votes:	108 50.23%	0 0.00%	108 50.23%
<b>COURT OF APPEALS DIVISION I DISTRICT #3 POSITION #1, Vote For 1</b>				
	Mary Kay Becker	107 100.00%	0 0.00%	107 100.00%
	Cast Votes:	107 49.77%	0 0.00%	107 49.77%
	Over Votes:	0 0.00%	0 0.00%	0 0.00%
	Under Votes:	108 50.23%	0 0.00%	108 50.23%
<b>DISTRICT COURT JUDGE POSITION 1, Vote For 1</b>				
	Warren M. Gilbert	117 67.63%	0 0.00%	117 67.63%
	Colleen Kenimond	56 32.37%	0 0.00%	56 32.37%
	Cast Votes:	173 80.47%	0 0.00%	173 80.47%
	Over Votes:	0 0.00%	0 0.00%	0 0.00%
	Under Votes:	42 19.53%	0 0.00%	42 19.53%
<b>DISTRICT COURT JUDGE POSITION 2, Vote For 1</b>				
	David A. Svaren	111 100.00%	0 0.00%	111 100.00%
	Cast Votes:	111 51.63%	0 0.00%	111 51.63%
	Over Votes:	0 0.00%	0 0.00%	0 0.00%
	Under Votes:	104 48.37%	0 0.00%	104 48.37%
<b>PUBLIC UTILITY DISTRICT COMMISSIONER NO. 2, Vote For 1</b>				
	Robbie Robertson	75 54.74%	0 0.00%	75 54.74%
	Michael C. Newman	62 45.26%	0 0.00%	62 45.26%
	Cast Votes:	137 63.72%	0 0.00%	137 63.72%
	Over Votes:	0 0.00%	0 0.00%	0 0.00%
	Under Votes:	78 36.28%	0 0.00%	78 36.28%



200611290246

Skagit County Auditor

Precinct Report — Official

PRIMARY ELECTION — SKAGIT COUNTY WASHINGTON 2006 GENERAL ELECTION — November 07, 2006


Page 13 of 568

11/29/2006 12:46 PM

Total Number of Voters : 41,641 of 59,998 = 69.40%

Precincts Reporting 118 of 118 = 100.00%

Party	Candidate	Early	Election	Total
<b>Precinct 103 (Ballots Cast: 215)</b>				
SKAGIT COUNTY BOARD OF COMMISSIONERS PROPOSITION NO. 2 FLUORIDATION ADVISORY MEASURE, Vote For 1				
Yes		114 54.81%	0 0.00%	114 54.81%
No		94 45.19%	0 0.00%	94 45.19%
	Cast Votes:	208 96.74%	0 0.00%	208 96.74%
	Over Votes:	0 0.00%	0 0.00%	0 0.00%
	Under Votes:	7 3.26%	0 0.00%	7 3.26%



200611290246  
Skagit County Auditor

Precinct Report — Official

PRIMARY ELECTION — SKAGIT COUNTY WASHINGTON 2006 GENERAL ELECTION — November 07, 2006


Total Number of Voters : 41,641 of 59,998 = 69.40%

Precincts Reporting 118 of 118 = 100.00%

Party	Candidate	Early	Election	Total
<b>Precinct 104 (Ballots Cast: 91)</b>				
<b>INITIATIVE MEASURE NO. 920, Vote For 1</b>				
	Yes	21 23.60%	0 0.00%	21 23.60%
	No	68 76.40%	0 0.00%	68 76.40%
	Cast Votes:	89 97.80%	0 0.00%	89 97.80%
	Over Votes:	0 0.00%	0 0.00%	0 0.00%
	Under Votes:	2 2.20%	0 0.00%	2 2.20%
<b>INITIATIVE MEASURE NO. 933, Vote For 1</b>				
	Yes	16 17.58%	0 0.00%	16 17.58%
	No	75 82.42%	0 0.00%	75 82.42%
	Cast Votes:	91 100.00%	0 0.00%	91 100.00%
	Over Votes:	0 0.00%	0 0.00%	0 0.00%
	Under Votes:	0 0.00%	0 0.00%	0 0.00%
<b>INITIATIVE MEASURE NO. 937, Vote For 1</b>				
	Yes	44 50.00%	0 0.00%	44 50.00%
	No	44 50.00%	0 0.00%	44 50.00%
	Cast Votes:	88 96.70%	0 0.00%	88 96.70%
	Over Votes:	0 0.00%	0 0.00%	0 0.00%
	Under Votes:	3 3.30%	0 0.00%	3 3.30%
<b>HOUSE JOINT RESOLUTION 4223, Vote For 1</b>				
	Approved	63 75.00%	0 0.00%	63 75.00%
	Rejected	21 25.00%	0 0.00%	21 25.00%
	Cast Votes:	84 92.31%	0 0.00%	84 92.31%
	Over Votes:	0 0.00%	0 0.00%	0 0.00%
	Under Votes:	7 7.69%	0 0.00%	7 7.69%
<b>PROPOSITION NO. 1 Emergency Medical Services Levy (Skagit County Medic 1), Vote For 1</b>				
	Yes	42 49.41%	0 0.00%	42 49.41%
	No	43 50.59%	0 0.00%	43 50.59%
	Cast Votes:	85 93.41%	0 0.00%	85 93.41%
	Over Votes:	1 1.10%	0 0.00%	1 1.10%
	Under Votes:	5 5.49%	0 0.00%	5 5.49%
<b>UNITED STATES SENATOR, Vote For 1</b>				
DEM	Maria Cantwell	54 60.67%	0 0.00%	54 60.67%
REP	Mike McGavick	33 37.08%	0 0.00%	33 37.08%
LIB	Bruce Guthrie	0 0.00%	0 0.00%	0 0.00%
IND	Robin Adair	1 1.12%	0 0.00%	1 1.12%
GRE	Aaron Dixon	1 1.12%	0 0.00%	1 1.12%
	Cast Votes:	89 97.80%	0 0.00%	89 97.80%
	Over Votes:	0 0.00%	0 0.00%	0 0.00%
	Under Votes:	2 2.20%	0 0.00%	2 2.20%

11/29/2006 Page 31 of 584 2:34PM

200611290246



Skagit County Auditor

Precinct Report — Official

PRIMARY ELECTION — SKAGIT COUNTY WASHINGTON 2006 GENERAL ELECTION — November 07, 2006

Page 15 of 568

11/29/2006 12:46 PM

Precincts Reporting 118 of 118 = 100.00%

Total Number of Voters : 41,641 of 59,998 = 69.40%

Party	Candidate	Early	Election	Total
<b>Precinct 104 (Ballots Cast: 91)</b>				
<b>UNITED STATES REPRESENTATIVE DISTRICT #2, Vote For 1</b>				
DEM	Rick Larsen	57	67.06%	57 67.06%
REP	Doug Roulstone	28	32.94%	28 32.94%
	<b>Cast Votes:</b>	85	93.41%	85 93.41%
	<b>Over Votes:</b>	0	0.00%	0 0.00%
	<b>Under Votes:</b>	6	6.59%	6 6.59%
<b>STATE REPRESENTATIVE DISTRICT #40 POSITION #1, Vote For 1</b>				
DEM	Dave Quall	74	84.09%	74 84.09%
REP	Yoshe Revelle	14	15.91%	14 15.91%
	<b>Cast Votes:</b>	88	96.70%	88 96.70%
	<b>Over Votes:</b>	0	0.00%	0 0.00%
	<b>Under Votes:</b>	3	3.30%	3 3.30%
<b>STATE REPRESENTATIVE DISTRICT #40 POSITION #2, Vote For 1</b>				
DEM	Jeff Morris	66	100.00%	66 100.00%
	<b>Cast Votes:</b>	66	72.53%	66 72.53%
	<b>Over Votes:</b>	0	0.00%	0 0.00%
	<b>Under Votes:</b>	25	27.47%	25 27.47%
<b>SKAGIT COUNTY ASSESSOR, Vote For 1</b>				
REP	Mark Leander	60	100.00%	60 100.00%
	<b>Cast Votes:</b>	60	65.93%	60 65.93%
	<b>Over Votes:</b>	0	0.00%	0 0.00%
	<b>Under Votes:</b>	31	34.07%	31 34.07%
<b>SKAGIT COUNTY AUDITOR, Vote For 1</b>				
DEM	Jeanne Youngquist	54	60.67%	54 60.67%
REP	Norma Hickok-Brummett	35	39.33%	35 39.33%
	<b>Cast Votes:</b>	89	97.80%	89 97.80%
	<b>Over Votes:</b>	0	0.00%	0 0.00%
	<b>Under Votes:</b>	2	2.20%	2 2.20%
<b>SKAGIT COUNTY CLERK, Vote For 1</b>				
DEM	Nancy Scott	64	100.00%	64 100.00%
	<b>Cast Votes:</b>	64	70.33%	64 70.33%
	<b>Over Votes:</b>	0	0.00%	0 0.00%
	<b>Under Votes:</b>	27	29.67%	27 29.67%



200611290246  
Skagit County Auditor

11/29/2006 Page 32 of 584 2:34PM



Precinct Report — Official

PRIMARY ELECTION — SKAGIT COUNTY WASHINGTON 2006 GENERAL ELECTION — November 07, 2006

Page 16 of 568

11/29/2006 12:46 PM

Total Number of Voters : 41,641 of 59,998 = 69.40%

Precincts Reporting 118 of 118 = 100.00%

Party	Candidate	Early	Election	Total
<b>Precinct 104 (Ballots Cast: 91)</b>				
<b>SKAGIT COUNTY COMMISSIONER DISTRICT 3, Vote For 1</b>				
DEM	Sharon D. Dillon	65 73.86%	0 0.00%	65 73.86%
REP	Ted W. Anderson	23 26.14%	0 0.00%	23 26.14%
	Cast Votes:	88 96.70%	0 0.00%	88 96.70%
	Over Votes:	0 0.00%	0 0.00%	0 0.00%
	Under Votes:	3 3.30%	0 0.00%	3 3.30%
<b>SKAGIT COUNTY CORONER, Vote For 1</b>				
DEM	Daniel Dempsey	65 100.00%	0 0.00%	65 100.00%
	Cast Votes:	65 71.43%	0 0.00%	65 71.43%
	Over Votes:	0 0.00%	0 0.00%	0 0.00%
	Under Votes:	26 28.57%	0 0.00%	26 28.57%
<b>SKAGIT COUNTY PROSECUTING ATTORNEY, Vote For 1</b>				
DEM	Rich Weyrich	58 66.67%	0 0.00%	58 66.67%
REP	Tom Seguine	29 33.33%	0 0.00%	29 33.33%
	Cast Votes:	87 95.60%	0 0.00%	87 95.60%
	Over Votes:	0 0.00%	0 0.00%	0 0.00%
	Under Votes:	4 4.40%	0 0.00%	4 4.40%
<b>SKAGIT COUNTY SHERIFF, Vote For 1</b>				
DEM	Rick Grimstead	50 58.14%	0 0.00%	50 58.14%
REP	Dave Corrion	36 41.86%	0 0.00%	36 41.86%
	Cast Votes:	86 94.51%	0 0.00%	86 94.51%
	Over Votes:	0 0.00%	0 0.00%	0 0.00%
	Under Votes:	5 5.49%	0 0.00%	5 5.49%
<b>SKAGIT COUNTY TREASURER, Vote For 1</b>				
REP	Katie Jungquist	62 100.00%	0 0.00%	62 100.00%
	Cast Votes:	62 68.13%	0 0.00%	62 68.13%
	Over Votes:	0 0.00%	0 0.00%	0 0.00%
	Under Votes:	29 31.87%	0 0.00%	29 31.87%
<b>STATE SUPREME COURT JUSTICE POSITION #2, Vote For 1</b>				
	Susan Owens	55 73.33%	0 0.00%	55 73.33%
	Stephen Johnson	20 26.67%	0 0.00%	20 26.67%
	Cast Votes:	75 82.42%	0 0.00%	75 82.42%
	Over Votes:	1 1.10%	0 0.00%	1 1.10%
	Under Votes:	15 16.48%	0 0.00%	15 16.48%



200611290246  
Skagit County Auditor

Precinct Report — Official

PRIMARY ELECTION — SKAGIT COUNTY WASHINGTON 2006 GENERAL ELECTION — November 07, 2006

Page 17 of 568

11/29/2006 12:46 PM

Precincts Reporting 118 of 118 = 100.00%

Total Number of Voters : 41,641 of 59,998 = 69.40%

Party	Candidate	Early	Election	Total
<b>Precinct 104 (Ballots Cast: 91)</b>				
<b>STATE SUPREME COURT JUSTICE POSITION #8, Vote For 1</b>				
	Gerry L. Alexander	60 100.00%	0 0.00%	60 100.00%
	Cast Votes:	60 65.93%	0 0.00%	60 65.93%
	Over Votes:	0 0.00%	0 0.00%	0 0.00%
	Under Votes:	31 34.07%	0 0.00%	31 34.07%
<b>STATE SUPREME COURT JUSTICE POSITION #9, Vote For 1</b>				
	Tom Chambers	58 100.00%	0 0.00%	58 100.00%
	Cast Votes:	58 63.74%	0 0.00%	58 63.74%
	Over Votes:	0 0.00%	0 0.00%	0 0.00%
	Under Votes:	33 36.26%	0 0.00%	33 36.26%
<b>COURT OF APPEALS DIVISION I DISTRICT #3 POSITION #1, Vote For 1</b>				
	Mary Kay Becker	61 100.00%	0 0.00%	61 100.00%
	Cast Votes:	61 67.03%	0 0.00%	61 67.03%
	Over Votes:	0 0.00%	0 0.00%	0 0.00%
	Under Votes:	30 32.97%	0 0.00%	30 32.97%
<b>DISTRICT COURT JUDGE POSITION 1, Vote For 1</b>				
	Warren M. Gilbert	45 56.96%	0 0.00%	45 56.96%
	Colleen Kenimond	34 43.04%	0 0.00%	34 43.04%
	Cast Votes:	79 86.81%	0 0.00%	79 86.81%
	Over Votes:	0 0.00%	0 0.00%	0 0.00%
	Under Votes:	12 13.19%	0 0.00%	12 13.19%
<b>DISTRICT COURT JUDGE POSITION 2, Vote For 1</b>				
	David A. Svaren	57 100.00%	0 0.00%	57 100.00%
	Cast Votes:	57 62.64%	0 0.00%	57 62.64%
	Over Votes:	0 0.00%	0 0.00%	0 0.00%
	Under Votes:	34 37.36%	0 0.00%	34 37.36%
<b>PUBLIC UTILITY DISTRICT COMMISSIONER NO. 2, Vote For 1</b>				
	Robbie Robertson	36 52.94%	0 0.00%	36 52.94%
	Michael C. Newman	32 47.06%	0 0.00%	32 47.06%
	Cast Votes:	68 74.73%	0 0.00%	68 74.73%
	Over Votes:	0 0.00%	0 0.00%	0 0.00%
	Under Votes:	23 25.27%	0 0.00%	23 25.27%



200611290246

Skagit County Auditor

Precinct Report — Official

PRIMARY ELECTION — SKAGIT COUNTY WASHINGTON 2006 GENERAL ELECTION — November 07, 2006

Page 18 of 568

11/29/2006 12:46 PM

Total Number of Voters : 41,641 of 59,998 = 69.40%

Precincts Reporting 118 of 118 = 100.00%

Party	Candidate	Early	Election	Total
<b>Precinct 104 (Ballots Cast: 91)</b>				
SKAGIT COUNTY BOARD OF COMMISSIONERS PROPOSITION NO. 2 FLUORIDATION ADVISORY MEASURE, Vote For 1				
	Yes	45 50.00%	0 0.00%	45 50.00%
	No	45 50.00%	0 0.00%	45 50.00%
	Cast Votes:	90 98.90%	0 0.00%	90 98.90%
	Over Votes:	0 0.00%	0 0.00%	0 0.00%
	Under Votes:	1 1.10%	0 0.00%	1 1.10%



Precinct Report — Official

PRIMARY ELECTION — SKAGIT COUNTY WASHINGTON 2006 GENERAL ELECTION — November 07, 2006

Page 19 of 568

11/29/2006 12:46 PM

Precincts Reporting 118 of 118 = 100.00%

Total Number of Voters : 41,641 of 59,998 = 69.40%

Party	Candidate	Early	Election	Total	
<b>Precinct 105 (Ballots Cast: 473)</b>					
<b>INITIATIVE MEASURE NO. 920, Vote For 1</b>					
	Yes	157	33.91%	0 0.00%	157 33.91%
	No	306	66.09%	0 0.00%	306 66.09%
	Cast Votes:	463	97.89%	0 0.00%	463 97.89%
	Over Votes:	0	0.00%	0 0.00%	0 0.00%
	Under Votes:	10	2.11%	0 0.00%	10 2.11%
<b>INITIATIVE MEASURE NO. 933, Vote For 1</b>					
	Yes	111	23.87%	0 0.00%	111 23.87%
	No	354	76.13%	0 0.00%	354 76.13%
	Cast Votes:	465	98.31%	0 0.00%	465 98.31%
	Over Votes:	0	0.00%	0 0.00%	0 0.00%
	Under Votes:	8	1.69%	0 0.00%	8 1.69%
<b>INITIATIVE MEASURE NO. 937, Vote For 1</b>					
	Yes	194	43.89%	0 0.00%	194 43.89%
	No	248	56.11%	0 0.00%	248 56.11%
	Cast Votes:	442	93.45%	0 0.00%	442 93.45%
	Over Votes:	0	0.00%	0 0.00%	0 0.00%
	Under Votes:	31	6.55%	0 0.00%	31 6.55%
<b>HOUSE JOINT RESOLUTION 4223, Vote For 1</b>					
	Approved	339	78.11%	0 0.00%	339 78.11%
	Rejected	95	21.89%	0 0.00%	95 21.89%
	Cast Votes:	434	91.75%	0 0.00%	434 91.75%
	Over Votes:	0	0.00%	0 0.00%	0 0.00%
	Under Votes:	39	8.25%	0 0.00%	39 8.25%
<b>PROPOSITION NO. 1 Emergency Medical Services Levy (Skagit County Medic 1), Vote For 1</b>					
	Yes	295	65.56%	0 0.00%	295 65.56%
	No	155	34.44%	0 0.00%	155 34.44%
	Cast Votes:	450	95.14%	0 0.00%	450 95.14%
	Over Votes:	0	0.00%	0 0.00%	0 0.00%
	Under Votes:	23	4.86%	0 0.00%	23 4.86%
<b>UNITED STATES SENATOR, Vote For 1</b>					
DEM	Maria Cantwell	257	55.63%	0 0.00%	257 55.63%
REP	Mike McGavick	197	42.64%	0 0.00%	197 42.64%
LIB	Bruce Guthrie	4	0.87%	0 0.00%	4 0.87%
IND	Robin Adair	2	0.43%	0 0.00%	2 0.43%
GRE	Aaron Dixon	2	0.43%	0 0.00%	2 0.43%
	Cast Votes:	462	97.67%	0 0.00%	462 97.67%
	Over Votes:	0	0.00%	0 0.00%	0 0.00%
	Under Votes:	11	2.33%	0 0.00%	11 2.33%



200611290246  
 Skagit County Auditor  
 11/29/2006 Page 36 of 584 2:34PM

Precinct Report — Official

PRIMARY ELECTION — SKAGIT COUNTY WASHINGTON 2006 GENERAL ELECTION — November 07, 2006

Page 20 of 568

11/29/2006 12:46 PM

Total Number of Voters : 41,641 of 59,998 = 69.40%

Precincts Reporting 118 of 118 = 100.00%

Party	Candidate	Early	Election	Total
<b>Precinct 105 (Ballots Cast: 473)</b>				
<b>UNITED STATES REPRESENTATIVE DISTRICT #2, Vote For 1</b>				
DEM	Rick Larsen	306	67.25%	306 67.25%
REP	Doug Roulstone	149	32.75%	149 32.75%
	<b>Cast Votes:</b>	455	96.19%	455 96.19%
	<b>Over Votes:</b>	0	0.00%	0 0.00%
	<b>Under Votes:</b>	18	3.81%	18 3.81%
<b>STATE REPRESENTATIVE DISTRICT #10 POSITION #1, Vote For 1</b>				
REP	Chris Strow	314	100.00%	314 100.00%
	<b>Cast Votes:</b>	314	66.38%	314 66.38%
	<b>Over Votes:</b>	0	0.00%	0 0.00%
	<b>Under Votes:</b>	159	33.62%	159 33.62%
<b>STATE REPRESENTATIVE DISTRICT #10 POSITION #2, Vote For 1</b>				
DEM	Tim Knue	246	56.94%	246 56.94%
REP	Barbara Bailey	186	43.06%	186 43.06%
	<b>Cast Votes:</b>	432	91.33%	432 91.33%
	<b>Over Votes:</b>	0	0.00%	0 0.00%
	<b>Under Votes:</b>	41	8.67%	41 8.67%
<b>SKAGIT COUNTY ASSESSOR, Vote For 1</b>				
REP	Mark Leander	359	100.00%	359 100.00%
	<b>Cast Votes:</b>	359	75.90%	359 75.90%
	<b>Over Votes:</b>	0	0.00%	0 0.00%
	<b>Under Votes:</b>	114	24.10%	114 24.10%
<b>SKAGIT COUNTY AUDITOR, Vote For 1</b>				
DEM	Jeanne Youngquist	248	55.23%	248 55.23%
REP	Norma Hickok-Brummett	201	44.77%	201 44.77%
	<b>Cast Votes:</b>	449	94.93%	449 94.93%
	<b>Over Votes:</b>	0	0.00%	0 0.00%
	<b>Under Votes:</b>	24	5.07%	24 5.07%
<b>SKAGIT COUNTY CLERK, Vote For 1</b>				
DEM	Nancy Scott	364	100.00%	364 100.00%
	<b>Cast Votes:</b>	364	76.96%	364 76.96%
	<b>Over Votes:</b>	0	0.00%	0 0.00%
	<b>Under Votes:</b>	109	23.04%	109 23.04%



200611290246

Skagit County Auditor

Precinct Report — Official

PRIMARY ELECTION — SKAGIT COUNTY WASHINGTON 2006 GENERAL ELECTION — November 07, 2006

Total Number of Voters : 41,641 of 59,998 = 69.40%

Precincts Reporting 118 of 118 = 100.00%

Party	Candidate	Early	Election	Total	
<b>Precinct 105 (Ballots Cast: 473)</b>					
<b>SKAGIT COUNTY COMMISSIONER DISTRICT 3, Vote For 1</b>					
DEM	Sharon D. Dillon	281	62.86%	0 0.00%	281 62.86%
REP	Ted W. Anderson	166	37.14%	0 0.00%	166 37.14%
	Cast Votes:	447	94.50%	0 0.00%	447 94.50%
	Over Votes:	0	0.00%	0 0.00%	0 0.00%
	Under Votes:	26	5.50%	0 0.00%	26 5.50%
<b>SKAGIT COUNTY CORONER, Vote For 1</b>					
DEM	Daniel Dempsey	368	100.00%	0 0.00%	368 100.00%
	Cast Votes:	368	77.80%	0 0.00%	368 77.80%
	Over Votes:	0	0.00%	0 0.00%	0 0.00%
	Under Votes:	105	22.20%	0 0.00%	105 22.20%
<b>SKAGIT COUNTY PROSECUTING ATTORNEY, Vote For 1</b>					
DEM	Rich Weyrich	283	64.46%	0 0.00%	283 64.46%
REP	Tom Seguire	156	35.54%	0 0.00%	156 35.54%
	Cast Votes:	439	92.81%	0 0.00%	439 92.81%
	Over Votes:	0	0.00%	0 0.00%	0 0.00%
	Under Votes:	34	7.19%	0 0.00%	34 7.19%
<b>SKAGIT COUNTY SHERIFF, Vote For 1</b>					
DEM	Rick Grimstead	226	50.90%	0 0.00%	226 50.90%
REP	Dave Corrion	218	49.10%	0 0.00%	218 49.10%
	Cast Votes:	444	93.87%	0 0.00%	444 93.87%
	Over Votes:	0	0.00%	0 0.00%	0 0.00%
	Under Votes:	29	6.13%	0 0.00%	29 6.13%
<b>SKAGIT COUNTY TREASURER, Vote For 1</b>					
REP	Katie Jungquist	364	100.00%	0 0.00%	364 100.00%
	Cast Votes:	364	76.96%	0 0.00%	364 76.96%
	Over Votes:	0	0.00%	0 0.00%	0 0.00%
	Under Votes:	109	23.04%	0 0.00%	109 23.04%
<b>STATE SUPREME COURT JUSTICE POSITION #2, Vote For 1</b>					
	Susan Owens	246	61.96%	0 0.00%	246 61.96%
	Stephen Johnson	151	38.04%	0 0.00%	151 38.04%
	Cast Votes:	397	83.93%	0 0.00%	397 83.93%
	Over Votes:	0	0.00%	0 0.00%	0 0.00%
	Under Votes:	76	16.07%	0 0.00%	76 16.07%



200611290246  
Skagit County Auditor

**Precinct Report — Official**

**PRIMARY ELECTION — SKAGIT COUNTY WASHINGTON 2006 GENERAL ELECTION — November 07, 2006**

Page 22 of 568

11/29/2006 12:46 PM

Total Number of Voters : 41,641 of 59,998 = 69.40%

Precincts Reporting 118 of 118 = 100.00%

Party	Candidate	Early	Election	Total
<b>Precinct 105 (Ballots Cast: 473)</b>				
<b>STATE SUPREME COURT JUSTICE POSITION #8, Vote For 1</b>				
	Gerry L. Alexander	324 100.00%	0 0.00%	324 100.00%
	Cast Votes:	324 68.50%	0 0.00%	324 68.50%
	Over Votes:	0 0.00%	0 0.00%	0 0.00%
	Under Votes:	149 31.50%	0 0.00%	149 31.50%
<b>STATE SUPREME COURT JUSTICE POSITION #9, Vote For 1</b>				
	Tom Chambers	321 100.00%	0 0.00%	321 100.00%
	Cast Votes:	321 67.86%	0 0.00%	321 67.86%
	Over Votes:	0 0.00%	0 0.00%	0 0.00%
	Under Votes:	152 32.14%	0 0.00%	152 32.14%
<b>COURT OF APPEALS DIVISION I DISTRICT #3 POSITION #1, Vote For 1</b>				
	Mary Kay Becker	306 100.00%	0 0.00%	306 100.00%
	Cast Votes:	306 64.69%	0 0.00%	306 64.69%
	Over Votes:	0 0.00%	0 0.00%	0 0.00%
	Under Votes:	167 35.31%	0 0.00%	167 35.31%
<b>DISTRICT COURT JUDGE POSITION 1, Vote For 1</b>				
	Warren M. Gilbert	228 57.43%	0 0.00%	228 57.43%
	Colleen Kenimond	169 42.57%	0 0.00%	169 42.57%
	Cast Votes:	397 83.93%	0 0.00%	397 83.93%
	Over Votes:	0 0.00%	0 0.00%	0 0.00%
	Under Votes:	76 16.07%	0 0.00%	76 16.07%
<b>DISTRICT COURT JUDGE POSITION 2, Vote For 1</b>				
	David A. Svaren	316 100.00%	0 0.00%	316 100.00%
	Cast Votes:	316 66.81%	0 0.00%	316 66.81%
	Over Votes:	0 0.00%	0 0.00%	0 0.00%
	Under Votes:	157 33.19%	0 0.00%	157 33.19%
<b>PUBLIC UTILITY DISTRICT COMMISSIONER NO. 2, Vote For 1</b>				
	Robbie Robertson	182 52.45%	0 0.00%	182 52.45%
	Michael C. Newman	165 47.55%	0 0.00%	165 47.55%
	Cast Votes:	347 73.36%	0 0.00%	347 73.36%
	Over Votes:	0 0.00%	0 0.00%	0 0.00%
	Under Votes:	126 26.64%	0 0.00%	126 26.64%



200611290246

Skagit County Auditor

Precinct Report — Official

PRIMARY ELECTION — SKAGIT COUNTY WASHINGTON 2006 GENERAL ELECTION — November 07, 2006

Page 23 of 568

11/29/2006 12:46 PM

Total Number of Voters : 41,641 of 59,998 = 69.40%

Precincts Reporting 118 of 118 = 100.00%

Party	Candidate	Early	Election	Total
-------	-----------	-------	----------	-------

Precinct 105 (Ballots Cast: 473)

SKAGIT COUNTY BOARD OF COMMISSIONERS PROPOSITION NO. 2 FLUORIDATION ADVISORY MEASURE, Vote For 1

Yes	213	47.12%	0	0.00%	213	47.12%
No	239	52.88%	0	0.00%	239	52.88%
Cast Votes:	452	95.56%	0	0.00%	452	95.56%
Over Votes:	0	0.00%	0	0.00%	0	0.00%
Under Votes:	21	4.44%	0	0.00%	21	4.44%



200611290246  
Skagit County Auditor

11/29/2006 Page 40 of 584 2:34PM



Precinct Report — Official

PRIMARY ELECTION — SKAGIT COUNTY WASHINGTON 2006 GENERAL ELECTION — November 07, 2006

Page 24 of 568

11/29/2006 12:46 PM

Total Number of Voters : 41,641 of 59,998 = 69.40%

Precincts Reporting 118 of 118 = 100.00%

Party	Candidate	Early	Election	Total
<b>Precinct 107 (Ballots Cast: 429)</b>				
<b>INITIATIVE MEASURE NO. 920, Vote For 1</b>				
	Yes	107 25.42%	0 0.00%	107 25.42%
	No	314 74.58%	0 0.00%	314 74.58%
	Cast Votes:	421 98.14%	0 0.00%	421 98.14%
	Over Votes:	0 0.00%	0 0.00%	0 0.00%
	Under Votes:	8 1.86%	0 0.00%	8 1.86%
<b>INITIATIVE MEASURE NO. 933, Vote For 1</b>				
	Yes	122 28.98%	0 0.00%	122 28.98%
	No	299 71.02%	0 0.00%	299 71.02%
	Cast Votes:	421 98.14%	0 0.00%	421 98.14%
	Over Votes:	0 0.00%	0 0.00%	0 0.00%
	Under Votes:	8 1.86%	0 0.00%	8 1.86%
<b>INITIATIVE MEASURE NO. 937, Vote For 1</b>				
	Yes	196 47.69%	0 0.00%	196 47.69%
	No	215 52.31%	0 0.00%	215 52.31%
	Cast Votes:	411 95.80%	0 0.00%	411 95.80%
	Over Votes:	0 0.00%	0 0.00%	0 0.00%
	Under Votes:	18 4.20%	0 0.00%	18 4.20%
<b>HOUSE JOINT RESOLUTION 4223, Vote For 1</b>				
	Approved	308 74.76%	0 0.00%	308 74.76%
	Rejected	104 25.24%	0 0.00%	104 25.24%
	Cast Votes:	412 96.04%	0 0.00%	412 96.04%
	Over Votes:	0 0.00%	0 0.00%	0 0.00%
	Under Votes:	17 3.96%	0 0.00%	17 3.96%
<b>PROPOSITION NO. 1 Emergency Medical Services Levy (Skagit County Medic 1), Vote For 1</b>				
	Yes	264 65.19%	0 0.00%	264 65.19%
	No	141 34.81%	0 0.00%	141 34.81%
	Cast Votes:	405 94.41%	0 0.00%	405 94.41%
	Over Votes:	0 0.00%	0 0.00%	0 0.00%
	Under Votes:	24 5.59%	0 0.00%	24 5.59%
<b>UNITED STATES SENATOR, Vote For 1</b>				
DEM	Maria Cantwell	250 58.96%	0 0.00%	250 58.96%
REP	Mike McGavick	162 38.21%	0 0.00%	162 38.21%
LIB	Bruce Guthrie	4 0.94%	0 0.00%	4 0.94%
IND	Robin Adair	6 1.42%	0 0.00%	6 1.42%
GRE	Aaron Dixon	2 0.47%	0 0.00%	2 0.47%
	Cast Votes:	424 98.83%	0 0.00%	424 98.83%
	Over Votes:	0 0.00%	0 0.00%	0 0.00%
	Under Votes:	5 1.17%	0 0.00%	5 1.17%

11/29/2006 Page 41 of 584 2:34PM

200611290246  
Skagit County Auditor



Precinct Report — Official

PRIMARY ELECTION — SKAGIT COUNTY WASHINGTON 2006 GENERAL ELECTION — November 07, 2006

Page 25 of 568

11/29/2006 12:46 PM

Precincts Reporting 118 of 118 = 100.00%

Total Number of Voters : 41,641 of 59,998 = 69.40%

Party	Candidate	Early	Election	Total
-------	-----------	-------	----------	-------

Precinct 107 (Ballots Cast: 429)

UNITED STATES REPRESENTATIVE DISTRICT #2, Vote For 1

DEM	Rick Larsen	300	70.59%	0	0.00%	300	70.59%
REP	Doug Roulstone	125	29.41%	0	0.00%	125	29.41%
Cast Votes:		425	99.07%	0	0.00%	425	99.07%
Over Votes:		0	0.00%	0	0.00%	0	0.00%
Under Votes:		4	0.93%	0	0.00%	4	0.93%

STATE REPRESENTATIVE DISTRICT #39 POSITION #1, Vote For 1

DEM	Scott Olson	221	53.90%	0	0.00%	221	53.90%
REP	Dan Kristiansen	189	46.10%	0	0.00%	189	46.10%
Cast Votes:		410	95.57%	0	0.00%	410	95.57%
Over Votes:		0	0.00%	0	0.00%	0	0.00%
Under Votes:		19	4.43%	0	0.00%	19	4.43%

STATE REPRESENTATIVE DISTRICT #39 POSITION #2, Vote For 1

REP	Kirk Pearson	312	100.00%	0	0.00%	312	100.00%
Cast Votes:		312	72.73%	0	0.00%	312	72.73%
Over Votes:		0	0.00%	0	0.00%	0	0.00%
Under Votes:		117	27.27%	0	0.00%	117	27.27%

SKAGIT COUNTY ASSESSOR, Vote For 1


REP	Mark Leander	319	100.00%	0	0.00%	319	100.00%
Cast Votes:		319	74.36%	0	0.00%	319	74.36%
Over Votes:		0	0.00%	0	0.00%	0	0.00%
Under Votes:		110	25.64%	0	0.00%	110	25.64%

SKAGIT COUNTY AUDITOR, Vote For 1

DEM	Jeanne Youngquist	247	60.54%	0	0.00%	247	60.54%
REP	Norma Hickok-Brummett	161	39.46%	0	0.00%	161	39.46%
Cast Votes:		408	95.10%	0	0.00%	408	95.10%
Over Votes:		0	0.00%	0	0.00%	0	0.00%
Under Votes:		21	4.90%	0	0.00%	21	4.90%

SKAGIT COUNTY CLERK, Vote For 1

DEM	Nancy Scott	341	100.00%	0	0.00%	341	100.00%
Cast Votes:		341	79.49%	0	0.00%	341	79.49%
Over Votes:		0	0.00%	0	0.00%	0	0.00%
Under Votes:		88	20.51%	0	0.00%	88	20.51%



200611290246  
Skagit County Auditor

11/29/2006 Page 42 of 584 2:34PM

Precinct Report — Official

PRIMARY ELECTION — SKAGIT COUNTY WASHINGTON 2006 GENERAL ELECTION — November 07, 2006

Page 26 of 568

11/29/2006 12:46 PM

Total Number of Voters : 41,641 of 59,998 = 69.40%

Precincts Reporting 118 of 118 = 100.00%

Party	Candidate	Early	Election	Total	
<b>Precinct 107 (Ballots Cast: 429)</b>					
<b>SKAGIT COUNTY COMMISSIONER DISTRICT 3, Vote For 1</b>					
DEM	Sharon D. Dillon	220	52.51%	0 0.00%	220 52.51%
REP	Ted W. Anderson	199	47.49%	0 0.00%	199 47.49%
	Cast Votes:	419	97.67%	0 0.00%	419 97.67%
	Over Votes:	0	0.00%	0 0.00%	0 0.00%
	Under Votes:	10	2.33%	0 0.00%	10 2.33%
<b>SKAGIT COUNTY CORONER, Vote For 1</b>					
DEM	Daniel Dempsey	345	100.00%	0 0.00%	345 100.00%
	Cast Votes:	345	80.42%	0 0.00%	345 80.42%
	Over Votes:	0	0.00%	0 0.00%	0 0.00%
	Under Votes:	84	19.58%	0 0.00%	84 19.58%
<b>SKAGIT COUNTY PROSECUTING ATTORNEY, Vote For 1</b>					
DEM	Rich Weyrich	239	58.44%	0 0.00%	239 58.44%
REP	Tom Seguire	170	41.56%	0 0.00%	170 41.56%
	Cast Votes:	409	95.34%	0 0.00%	409 95.34%
	Over Votes:	0	0.00%	0 0.00%	0 0.00%
	Under Votes:	20	4.66%	0 0.00%	20 4.66%
<b>SKAGIT COUNTY SHERIFF, Vote For 1</b>					
DEM	Rick Grimstead	229	55.31%	0 0.00%	229 55.31%
REP	Dave Corrion	185	44.69%	0 0.00%	185 44.69%
	Cast Votes:	414	96.50%	0 0.00%	414 96.50%
	Over Votes:	0	0.00%	0 0.00%	0 0.00%
	Under Votes:	15	3.50%	0 0.00%	15 3.50%
<b>SKAGIT COUNTY TREASURER, Vote For 1</b>					
REP	Katie Jungquist	325	100.00%	0 0.00%	325 100.00%
	Cast Votes:	325	75.76%	0 0.00%	325 75.76%
	Over Votes:	0	0.00%	0 0.00%	0 0.00%
	Under Votes:	104	24.24%	0 0.00%	104 24.24%
<b>STATE SUPREME COURT JUSTICE POSITION #2, Vote For 1</b>					
	Susan Owens	237	64.40%	0 0.00%	237 64.40%
	Stephen Johnson	131	35.60%	0 0.00%	131 35.60%
	Cast Votes:	368	85.78%	0 0.00%	368 85.78%
	Over Votes:	0	0.00%	0 0.00%	0 0.00%
	Under Votes:	61	14.22%	0 0.00%	61 14.22%



200611290246

Skagit County Auditor

Precinct Report — Official

PRIMARY ELECTION — SKAGIT COUNTY WASHINGTON 2006 GENERAL ELECTION — November 07, 2006

Page 27 of 568

11/29/2006 12:46 PM

Precincts Reporting 118 of 118 = 100.00%

Total Number of Voters : 41,641 of 59,998 = 69.40%

Party	Candidate	Early	Election	Total
-------	-----------	-------	----------	-------

Precinct 107 (Ballots Cast: 429)

STATE SUPREME COURT JUSTICE POSITION #8, Vote For 1							
Gerry L. Alexander		313	100.00%	0	0.00%	313	100.00%
Cast Votes:		313	72.96%	0	0.00%	313	72.96%
Over Votes:		0	0.00%	0	0.00%	0	0.00%
Under Votes:		116	27.04%	0	0.00%	116	27.04%
STATE SUPREME COURT JUSTICE POSITION #9, Vote For 1							
Tom Chambers		310	100.00%	0	0.00%	310	100.00%
Cast Votes:		310	72.26%	0	0.00%	310	72.26%
Over Votes:		0	0.00%	0	0.00%	0	0.00%
Under Votes:		119	27.74%	0	0.00%	119	27.74%
COURT OF APPEALS DIVISION I DISTRICT #3 POSITION #1, Vote For 1							
Mary Kay Becker		314	100.00%	0	0.00%	314	100.00%
Cast Votes:		314	73.19%	0	0.00%	314	73.19%
Over Votes:		0	0.00%	0	0.00%	0	0.00%
Under Votes:		115	26.81%	0	0.00%	115	26.81%
DISTRICT COURT JUDGE POSITION 1, Vote For 1							
Warren M. Gilbert		182	51.56%	0	0.00%	182	51.56%
Colleen Kenimond		171	48.44%	0	0.00%	171	48.44%
Cast Votes:		353	82.28%	0	0.00%	353	82.28%
Over Votes:		0	0.00%	0	0.00%	0	0.00%
Under Votes:		76	17.72%	0	0.00%	76	17.72%
DISTRICT COURT JUDGE POSITION 2, Vote For 1							
David A. Svaren		304	100.00%	0	0.00%	304	100.00%
Cast Votes:		304	70.86%	0	0.00%	304	70.86%
Over Votes:		0	0.00%	0	0.00%	0	0.00%
Under Votes:		125	29.14%	0	0.00%	125	29.14%
PUBLIC UTILITY DISTRICT COMMISSIONER NO. 2, Vote For 1							
Robbie Robertson		187	55.49%	0	0.00%	187	55.49%
Michael C. Newman		150	44.51%	0	0.00%	150	44.51%
Cast Votes:		337	78.55%	0	0.00%	337	78.55%
Over Votes:		0	0.00%	0	0.00%	0	0.00%
Under Votes:		92	21.45%	0	0.00%	92	21.45%



200611290246  
Skagit County Auditor

Precinct Report — Official

PRIMARY ELECTION — SKAGIT COUNTY WASHINGTON 2006 GENERAL ELECTION — November 07, 2006

Page 28 of 568

11/29/2006 12:46 PM


Total Number of Voters : 41,641 of 59,998 = 69.40%

Precincts Reporting 118 of 118 = 100.00%

Party	Candidate	Early	Election	Total	
<b>Precinct 108 (Ballots Cast: 378)</b>					
<b>INITIATIVE MEASURE NO. 920, Vote For 1</b>					
	Yes	126	34.43%	0 0.00%	126 34.43%
	No	240	65.57%	0 0.00%	240 65.57%
	Cast Votes:	366	96.83%	0 0.00%	366 96.83%
	Over Votes:	0	0.00%	0 0.00%	0 0.00%
	Under Votes:	12	3.17%	0 0.00%	12 3.17%
<b>INITIATIVE MEASURE NO. 933, Vote For 1</b>					
	Yes	115	31.25%	0 0.00%	115 31.25%
	No	253	68.75%	0 0.00%	253 68.75%
	Cast Votes:	368	97.35%	0 0.00%	368 97.35%
	Over Votes:	0	0.00%	0 0.00%	0 0.00%
	Under Votes:	10	2.65%	0 0.00%	10 2.65%
<b>INITIATIVE MEASURE NO. 937, Vote For 1</b>					
	Yes	160	44.32%	0 0.00%	160 44.32%
	No	201	55.68%	0 0.00%	201 55.68%
	Cast Votes:	361	95.50%	0 0.00%	361 95.50%
	Over Votes:	0	0.00%	0 0.00%	0 0.00%
	Under Votes:	17	4.50%	0 0.00%	17 4.50%
<b>HOUSE JOINT RESOLUTION 4223, Vote For 1</b>					
	Approved	296	82.22%	0 0.00%	296 82.22%
	Rejected	64	17.78%	0 0.00%	64 17.78%
	Cast Votes:	360	95.24%	0 0.00%	360 95.24%
	Over Votes:	0	0.00%	0 0.00%	0 0.00%
	Under Votes:	18	4.76%	0 0.00%	18 4.76%
<b>PROPOSITION NO. 1 Emergency Medical Services Levy (Skagit County Medic 1), Vote For 1</b>					
	Yes	223	62.64%	0 0.00%	223 62.64%
	No	133	37.36%	0 0.00%	133 37.36%
	Cast Votes:	356	94.18%	0 0.00%	356 94.18%
	Over Votes:	0	0.00%	0 0.00%	0 0.00%
	Under Votes:	22	5.82%	0 0.00%	22 5.82%
<b>UNITED STATES SENATOR, Vote For 1</b>					
DEM	Maria Cantwell	202	53.87%	0 0.00%	202 53.87%
REP	Mike McGavick	157	41.87%	0 0.00%	157 41.87%
LIB	Bruce Guthrie	9	2.40%	0 0.00%	9 2.40%
IND	Robin Adair	3	0.80%	0 0.00%	3 0.80%
GRE	Aaron Dixon	4	1.07%	0 0.00%	4 1.07%
	Cast Votes:	375	99.21%	0 0.00%	375 99.21%
	Over Votes:	0	0.00%	0 0.00%	0 0.00%
	Under Votes:	3	0.79%	0 0.00%	3 0.79%

11/29/2006 Page

45 of 584 2:34PM



Precinct Report — Official

PRIMARY ELECTION — SKAGIT COUNTY WASHINGTON 2006 GENERAL ELECTION — November 07, 2006

Total Number of Voters : 41,641 of 59,998 = 69.40%

Precincts Reporting 118 of 118 = 100.00%

Party	Candidate	Early	Election	Total
-------	-----------	-------	----------	-------

Precinct 108 (Ballots Cast: 378)

UNITED STATES REPRESENTATIVE DISTRICT #2, Vote For 1

DEM	Rick Larsen	242	66.12%	0	0.00%	242	66.12%
REP	Doug Roulstone	124	33.88%	0	0.00%	124	33.88%
Cast Votes:		366	96.83%	0	0.00%	366	96.83%
Over Votes:		0	0.00%	0	0.00%	0	0.00%
Under Votes:		12	3.17%	0	0.00%	12	3.17%

STATE REPRESENTATIVE DISTRICT #40 POSITION #1, Vote For 1

DEM	Dave Quall	264	75.21%	0	0.00%	264	75.21%
REP	Yoshe Revelle	87	24.79%	0	0.00%	87	24.79%
Cast Votes:		351	92.86%	0	0.00%	351	92.86%
Over Votes:		0	0.00%	0	0.00%	0	0.00%
Under Votes:		27	7.14%	0	0.00%	27	7.14%

STATE REPRESENTATIVE DISTRICT #40 POSITION #2, Vote For 1

DEM	Jeff Morris	266	100.00%	0	0.00%	266	100.00%
Cast Votes:		266	70.37%	0	0.00%	266	70.37%
Over Votes:		0	0.00%	0	0.00%	0	0.00%
Under Votes:		112	29.63%	0	0.00%	112	29.63%

SKAGIT COUNTY ASSESSOR, Vote For 1

REP	Mark Leander	269	100.00%	0	0.00%	269	100.00%
Cast Votes:		269	71.16%	0	0.00%	269	71.16%
Over Votes:		0	0.00%	0	0.00%	0	0.00%
Under Votes:		109	28.84%	0	0.00%	109	28.84%

SKAGIT COUNTY AUDITOR, Vote For 1

DEM	Jeanne Youngquist	189	53.09%	0	0.00%	189	53.09%
REP	Norma Hickok-Brummett	167	46.91%	0	0.00%	167	46.91%
Cast Votes:		356	94.18%	0	0.00%	356	94.18%
Over Votes:		0	0.00%	0	0.00%	0	0.00%
Under Votes:		22	5.82%	0	0.00%	22	5.82%

SKAGIT COUNTY CLERK, Vote For 1

DEM	Nancy Scott	268	100.00%	0	0.00%	268	100.00%
Cast Votes:		268	70.90%	0	0.00%	268	70.90%
Over Votes:		0	0.00%	0	0.00%	0	0.00%
Under Votes:		110	29.10%	0	0.00%	110	29.10%



200611290246  
Skagit County Auditor

11/29/2006 Page 46 of 584 2:34PM

Precinct Report — Official

PRIMARY ELECTION — SKAGIT COUNTY WASHINGTON 2006 GENERAL ELECTION — November 07, 2006

Page 30 of 568

11/29/2006 12:46 PM

Total Number of Voters : 41,641 of 59,998 = 69.40%

Precincts Reporting 118 of 118 = 100.00%

Party	Candidate	Early	Election	Total	
<b>Precinct 108 (Ballots Cast: 378)</b>					
<b>SKAGIT COUNTY COMMISSIONER DISTRICT 3, Vote For 1</b>					
DEM	Sharon D. Dillon	225	63.74%	0 0.00%	225 63.74%
REP	Ted W. Anderson	128	36.26%	0 0.00%	128 36.26%
	Cast Votes:	353	93.39%	0 0.00%	353 93.39%
	Over Votes:	0	0.00%	0 0.00%	0 0.00%
	Under Votes:	25	6.61%	0 0.00%	25 6.61%
<b>SKAGIT COUNTY CORONER, Vote For 1</b>					
DEM	Daniel Dempsey	275	100.00%	0 0.00%	275 100.00%
	Cast Votes:	275	72.75%	0 0.00%	275 72.75%
	Over Votes:	0	0.00%	0 0.00%	0 0.00%
	Under Votes:	103	27.25%	0 0.00%	103 27.25%
<b>SKAGIT COUNTY PROSECUTING ATTORNEY, Vote For 1</b>					
DEM	Rich Weyrich	230	65.34%	0 0.00%	230 65.34%
REP	Tom Seguine	122	34.66%	0 0.00%	122 34.66%
	Cast Votes:	352	93.12%	0 0.00%	352 93.12%
	Over Votes:	0	0.00%	0 0.00%	0 0.00%
	Under Votes:	26	6.88%	0 0.00%	26 6.88%
<b>SKAGIT COUNTY SHERIFF, Vote For 1</b>					
DEM	Rick Grimstead	193	53.31%	0 0.00%	193 53.31%
REP	Dave Corrion	169	46.69%	0 0.00%	169 46.69%
	Cast Votes:	362	95.77%	0 0.00%	362 95.77%
	Over Votes:	0	0.00%	0 0.00%	0 0.00%
	Under Votes:	16	4.23%	0 0.00%	16 4.23%
<b>SKAGIT COUNTY TREASURER, Vote For 1</b>					
REP	Katie Jungquist	274	100.00%	0 0.00%	274 100.00%
	Cast Votes:	274	72.49%	0 0.00%	274 72.49%
	Over Votes:	0	0.00%	0 0.00%	0 0.00%
	Under Votes:	104	27.51%	0 0.00%	104 27.51%
<b>STATE SUPREME COURT JUSTICE POSITION #2, Vote For 1</b>					
	Susan Owens	185	60.86%	0 0.00%	185 60.86%
	Stephen Johnson	119	39.14%	0 0.00%	119 39.14%
	Cast Votes:	304	80.42%	0 0.00%	304 80.42%
	Over Votes:	0	0.00%	0 0.00%	0 0.00%
	Under Votes:	74	19.58%	0 0.00%	74 19.58%



200611290246

Skagit County Auditor

Precinct Report — Official

PRIMARY ELECTION — SKAGIT COUNTY WASHINGTON 2006 GENERAL ELECTION — November 07, 2006


Page 31 of 568

11/29/2006 12:46 PM

Total Number of Voters : 41,641 of 59,998 = 69.40%

Precincts Reporting 118 of 118 = 100.00%

Party	Candidate	Early	Election	Total
<b>Precinct 108 (Ballots Cast: 378)</b>				
<b>STATE SUPREME COURT JUSTICE POSITION #8, Vote For 1</b>				
	Gerry L. Alexander	246 100.00%	0 0.00%	246 100.00%
	Cast Votes:	246 65.08%	0 0.00%	246 65.08%
	Over Votes:	0 0.00%	0 0.00%	0 0.00%
	Under Votes:	132 34.92%	0 0.00%	132 34.92%
<b>STATE SUPREME COURT JUSTICE POSITION #9, Vote For 1</b>				
	Tom Chambers	235 100.00%	0 0.00%	235 100.00%
	Cast Votes:	235 62.17%	0 0.00%	235 62.17%
	Over Votes:	0 0.00%	0 0.00%	0 0.00%
	Under Votes:	143 37.83%	0 0.00%	143 37.83%
<b>COURT OF APPEALS DIVISION I DISTRICT #3 POSITION #1, Vote For 1</b>				
	Mary Kay Becker	236 100.00%	0 0.00%	236 100.00%
	Cast Votes:	236 62.43%	0 0.00%	236 62.43%
	Over Votes:	0 0.00%	0 0.00%	0 0.00%
	Under Votes:	142 37.57%	0 0.00%	142 37.57%
<b>DISTRICT COURT JUDGE POSITION 1, Vote For 1</b>				
	Warren M. Gilbert	161 51.27%	0 0.00%	161 51.27%
	Colleen Kenimond	153 48.73%	0 0.00%	153 48.73%
	Cast Votes:	314 83.07%	0 0.00%	314 83.07%
	Over Votes:	0 0.00%	0 0.00%	0 0.00%
	Under Votes:	64 16.93%	0 0.00%	64 16.93%
<b>DISTRICT COURT JUDGE POSITION 2, Vote For 1</b>				
	David A. Svaren	235 100.00%	0 0.00%	235 100.00%
	Cast Votes:	235 62.17%	0 0.00%	235 62.17%
	Over Votes:	0 0.00%	0 0.00%	0 0.00%
	Under Votes:	143 37.83%	0 0.00%	143 37.83%
<b>PUBLIC UTILITY DISTRICT COMMISSIONER NO. 2, Vote For 1</b>				
	Robbie Robertson	146 55.30%	0 0.00%	146 55.30%
	Michael C. Newman	118 44.70%	0 0.00%	118 44.70%
	Cast Votes:	264 69.84%	0 0.00%	264 69.84%
	Over Votes:	0 0.00%	0 0.00%	0 0.00%
	Under Votes:	114 30.16%	0 0.00%	114 30.16%



200611290246  
 Skagit County Auditor  
 48 of 584  
 11/29/2006 Page 2:34PM



Precinct Report — Official

PRIMARY ELECTION — SKAGIT COUNTY WASHINGTON 2006 GENERAL ELECTION — November 07, 2006

Total Number of Voters : 41,641 of 59,998 = 69.40%


Precincts Reporting 118 of 118 = 100.00%

Party	Candidate	Early	Election	Total		
<b>Precinct 108 (Ballots Cast: 378)</b>						
SKAGIT COUNTY BOARD OF COMMISSIONERS PROPOSITION NO. 2 FLUORIDATION ADVISORY MEASURE, Vote For 1						
Yes		193	54.52%	0 0.00%	193	54.52%
No		161	45.48%	0 0.00%	161	45.48%
	Cast Votes:	354	93.65%	0 0.00%	354	93.65%
	Over Votes:	0	0.00%	0 0.00%	0	0.00%
	Under Votes:	24	6.35%	0 0.00%	24	6.35%

11/29/2006 Page 49 of 584 2:34PM

Skagit County Auditor

200611290246



Precinct Report — Official

PRIMARY ELECTION — SKAGIT COUNTY WASHINGTON 2006 GENERAL ELECTION — November 07, 2006


Page 33 of 568

11/29/2006 12:46 PM

Total Number of Voters : 41,641 of 59,998 = 69.40%

Precincts Reporting 118 of 118 = 100.00%

Party	Candidate	Early	Election	Total	
<b>Precinct 109 (Ballots Cast: 256)</b>					
<b>INITIATIVE MEASURE NO. 920, Vote For 1</b>					
	Yes	104	42.11%	0 0.00%	104 42.11%
	No	143	57.89%	0 0.00%	143 57.89%
	<b>Cast Votes:</b>	<b>247</b>	<b>96.48%</b>	<b>0 0.00%</b>	<b>247 96.48%</b>
	<b>Over Votes:</b>	<b>0</b>	<b>0.00%</b>	<b>0 0.00%</b>	<b>0 0.00%</b>
	<b>Under Votes:</b>	<b>9</b>	<b>3.52%</b>	<b>0 0.00%</b>	<b>9 3.52%</b>
<b>INITIATIVE MEASURE NO. 933, Vote For 1</b>					
	Yes	106	42.40%	0 0.00%	106 42.40%
	No	144	57.60%	0 0.00%	144 57.60%
	<b>Cast Votes:</b>	<b>250</b>	<b>97.66%</b>	<b>0 0.00%</b>	<b>250 97.66%</b>
	<b>Over Votes:</b>	<b>0</b>	<b>0.00%</b>	<b>0 0.00%</b>	<b>0 0.00%</b>
	<b>Under Votes:</b>	<b>6</b>	<b>2.34%</b>	<b>0 0.00%</b>	<b>6 2.34%</b>
<b>INITIATIVE MEASURE NO. 937, Vote For 1</b>					
	Yes	86	35.83%	0 0.00%	86 35.83%
	No	154	64.17%	0 0.00%	154 64.17%
	<b>Cast Votes:</b>	<b>240</b>	<b>93.75%</b>	<b>0 0.00%</b>	<b>240 93.75%</b>
	<b>Over Votes:</b>	<b>0</b>	<b>0.00%</b>	<b>0 0.00%</b>	<b>0 0.00%</b>
	<b>Under Votes:</b>	<b>16</b>	<b>6.25%</b>	<b>0 0.00%</b>	<b>16 6.25%</b>
<b>HOUSE JOINT RESOLUTION 4223, Vote For 1</b>					
	Approved	186	75.92%	0 0.00%	186 75.92%
	Rejected	59	24.08%	0 0.00%	59 24.08%
	<b>Cast Votes:</b>	<b>245</b>	<b>95.70%</b>	<b>0 0.00%</b>	<b>245 95.70%</b>
	<b>Over Votes:</b>	<b>0</b>	<b>0.00%</b>	<b>0 0.00%</b>	<b>0 0.00%</b>
	<b>Under Votes:</b>	<b>11</b>	<b>4.30%</b>	<b>0 0.00%</b>	<b>11 4.30%</b>
<b>PROPOSITION NO. 1 Emergency Medical Services Levy (Skagit County Medic 1), Vote For 1</b>					
	Yes	124	51.24%	0 0.00%	124 51.24%
	No	118	48.76%	0 0.00%	118 48.76%
	<b>Cast Votes:</b>	<b>242</b>	<b>94.53%</b>	<b>0 0.00%</b>	<b>242 94.53%</b>
	<b>Over Votes:</b>	<b>0</b>	<b>0.00%</b>	<b>0 0.00%</b>	<b>0 0.00%</b>
	<b>Under Votes:</b>	<b>14</b>	<b>5.47%</b>	<b>0 0.00%</b>	<b>14 5.47%</b>
<b>UNITED STATES SENATOR, Vote For 1</b>					
DEM	Maria Cantwell	120	47.81%	0 0.00%	120 47.81%
REP	Mike McGavick	119	47.41%	0 0.00%	119 47.41%
LIB	Bruce Guthrie	5	1.99%	0 0.00%	5 1.99%
IND	Robin Adair	3	1.20%	0 0.00%	3 1.20%
GRE	Aaron Dixon	4	1.59%	0 0.00%	4 1.59%
	<b>Cast Votes:</b>	<b>251</b>	<b>98.05%</b>	<b>0 0.00%</b>	<b>251 98.05%</b>
	<b>Over Votes:</b>	<b>0</b>	<b>0.00%</b>	<b>0 0.00%</b>	<b>0 0.00%</b>
	<b>Under Votes:</b>	<b>5</b>	<b>1.95%</b>	<b>0 0.00%</b>	<b>5 1.95%</b>



200611290246  
Skagit County Auditor

Precinct Report — Official

PRIMARY ELECTION — SKAGIT COUNTY WASHINGTON 2006 GENERAL ELECTION — November 07, 2006

Page 34 of 568

11/29/2006 12:46 PM

Total Number of Voters : 41,641 of 59,998 = 69.40%

Precincts Reporting 118 of 118 = 100.00%

Party	Candidate	Early	Election	Total
<b>Precinct 109 (Ballots Cast: 256)</b>				
<b>UNITED STATES REPRESENTATIVE DISTRICT #2, Vote For 1</b>				
DEM	Rick Larsen	149	59.60%	149 59.60%
REP	Doug Roulstone	101	40.40%	101 40.40%
	Cast Votes:	250	97.66%	250 97.66%
	Over Votes:	0	0.00%	0 0.00%
	Under Votes:	6	2.34%	6 2.34%
<b>STATE REPRESENTATIVE DISTRICT #40 POSITION #1, Vote For 1</b>				
DEM	Dave Quall	176	72.43%	176 72.43%
REP	Yoshe Revelle	67	27.57%	67 27.57%
	Cast Votes:	243	94.92%	243 94.92%
	Over Votes:	0	0.00%	0 0.00%
	Under Votes:	13	5.08%	13 5.08%
<b>STATE REPRESENTATIVE DISTRICT #40 POSITION #2, Vote For 1</b>				
DEM	Jeff Morris	187	100.00%	187 100.00%
	Cast Votes:	187	73.05%	187 73.05%
	Over Votes:	0	0.00%	0 0.00%
	Under Votes:	69	26.95%	69 26.95%
<b>SKAGIT COUNTY ASSESSOR, Vote For 1</b>				
REP	Mark Leander	185	100.00%	185 100.00%
	Cast Votes:	185	72.27%	185 72.27%
	Over Votes:	0	0.00%	0 0.00%
	Under Votes:	71	27.73%	71 27.73%
<b>SKAGIT COUNTY AUDITOR, Vote For 1</b>				
DEM	Jeanne Youngquist	135	56.49%	135 56.49%
REP	Norma Hickok-Brummett	104	43.51%	104 43.51%
	Cast Votes:	239	93.36%	239 93.36%
	Over Votes:	0	0.00%	0 0.00%
	Under Votes:	17	6.64%	17 6.64%
<b>SKAGIT COUNTY CLERK, Vote For 1</b>				
DEM	Nancy Scott	182	100.00%	182 100.00%
	Cast Votes:	182	71.09%	182 71.09%
	Over Votes:	0	0.00%	0 0.00%
	Under Votes:	74	28.91%	74 28.91%



200611290246

Skagit County Auditor

Precinct Report — Official

PRIMARY ELECTION — SKAGIT COUNTY WASHINGTON 2006 GENERAL ELECTION — November 07, 2006

Page 35 of 568

11/29/2006 12:46 PM

Total Number of Voters : 41,641 of 59,998 = 69.40%

Precincts Reporting 118 of 118 = 100.00%

Party	Candidate	Early	Election	Total		
<b>Precinct 109 (Ballots Cast: 256)</b>						
<b>SKAGIT COUNTY COMMISSIONER DISTRICT 3, Vote For 1</b>						
DEM	Sharon D. Dillon	132	53.01%	0 0.00%	132	53.01%
REP	Ted W. Anderson	117	46.99%	0 0.00%	117	46.99%
	Cast Votes:	249	97.27%	0 0.00%	249	97.27%
	Over Votes:	0	0.00%	0 0.00%	0	0.00%
	Under Votes:	7	2.73%	0 0.00%	7	2.73%
<b>SKAGIT COUNTY CORONER, Vote For 1</b>						
DEM	Daniel Dempsey	181	100.00%	0 0.00%	181	100.00%
	Cast Votes:	181	70.70%	0 0.00%	181	70.70%
	Over Votes:	0	0.00%	0 0.00%	0	0.00%
	Under Votes:	75	29.30%	0 0.00%	75	29.30%
<b>SKAGIT COUNTY PROSECUTING ATTORNEY, Vote For 1</b>						
DEM	Rich Weyrich	131	54.36%	0 0.00%	131	54.36%
REP	Tom Seguire	110	45.64%	0 0.00%	110	45.64%
	Cast Votes:	241	94.14%	0 0.00%	241	94.14%
	Over Votes:	0	0.00%	0 0.00%	0	0.00%
	Under Votes:	15	5.86%	0 0.00%	15	5.86%
<b>SKAGIT COUNTY SHERIFF, Vote For 1</b>						
DEM	Rick Grimstead	111	46.25%	0 0.00%	111	46.25%
REP	Dave Corrion	129	53.75%	0 0.00%	129	53.75%
	Cast Votes:	240	93.75%	0 0.00%	240	93.75%
	Over Votes:	0	0.00%	0 0.00%	0	0.00%
	Under Votes:	16	6.25%	0 0.00%	16	6.25%
<b>SKAGIT COUNTY TREASURER, Vote For 1</b>						
REP	Katie Jungquist	195	100.00%	0 0.00%	195	100.00%
	Cast Votes:	195	76.17%	0 0.00%	195	76.17%
	Over Votes:	0	0.00%	0 0.00%	0	0.00%
	Under Votes:	61	23.83%	0 0.00%	61	23.83%
<b>STATE SUPREME COURT JUSTICE POSITION #2, Vote For 1</b>						
	Susan Owens	114	55.07%	0 0.00%	114	55.07%
	Stephen Johnson	93	44.93%	0 0.00%	93	44.93%
	Cast Votes:	207	80.86%	0 0.00%	207	80.86%
	Over Votes:	0	0.00%	0 0.00%	0	0.00%
	Under Votes:	49	19.14%	0 0.00%	49	19.14%



200611290246  
Skagit County Auditor

**Precinct Report — Official**

**PRIMARY ELECTION — SKAGIT COUNTY WASHINGTON 2006 GENERAL ELECTION — November 07, 2006**

Page 36 of 568

11/29/2006 12:46 PM

Total Number of Voters : 41,641 of 59,998 = 69.40%

Precincts Reporting 118 of 118 = 100.00%

Party	Candidate	Early	Election	Total
<b>Precinct 109 (Ballots Cast: 256)</b>				
<b>STATE SUPREME COURT JUSTICE POSITION #8, Vote For 1</b>				
	Gerry L. Alexander	157 100.00%	0 0.00%	157 100.00%
	Cast Votes:	157 61.33%	0 0.00%	157 61.33%
	Over Votes:	0 0.00%	0 0.00%	0 0.00%
	Under Votes:	99 38.67%	0 0.00%	99 38.67%
<b>STATE SUPREME COURT JUSTICE POSITION #9, Vote For 1</b>				
	Tom Chambers	161 100.00%	0 0.00%	161 100.00%
	Cast Votes:	161 62.89%	0 0.00%	161 62.89%
	Over Votes:	0 0.00%	0 0.00%	0 0.00%
	Under Votes:	95 37.11%	0 0.00%	95 37.11%
<b>COURT OF APPEALS DIVISION I DISTRICT #3 POSITION #1, Vote For 1</b>				
	Mary Kay Becker	165 100.00%	0 0.00%	165 100.00%
	Cast Votes:	165 64.45%	0 0.00%	165 64.45%
	Over Votes:	0 0.00%	0 0.00%	0 0.00%
	Under Votes:	91 35.55%	0 0.00%	91 35.55%
<b>DISTRICT COURT JUDGE POSITION 1, Vote For 1</b>				
	Warren M. Gilbert	134 61.19%	0 0.00%	134 61.19%
	Colleen Kenimond	85 38.81%	0 0.00%	85 38.81%
	Cast Votes:	219 85.55%	0 0.00%	219 85.55%
	Over Votes:	0 0.00%	0 0.00%	0 0.00%
	Under Votes:	37 14.45%	0 0.00%	37 14.45%
<b>DISTRICT COURT JUDGE POSITION 2, Vote For 1</b>				
	David A. Svaren	165 100.00%	0 0.00%	165 100.00%
	Cast Votes:	165 64.45%	0 0.00%	165 64.45%
	Over Votes:	0 0.00%	0 0.00%	0 0.00%
	Under Votes:	91 35.55%	0 0.00%	91 35.55%
<b>PUBLIC UTILITY DISTRICT COMMISSIONER NO. 2, Vote For 1</b>				
	Robbie Robertson	111 60.99%	0 0.00%	111 60.99%
	Michael C. Newman	71 39.01%	0 0.00%	71 39.01%
	Cast Votes:	182 71.09%	0 0.00%	182 71.09%
	Over Votes:	0 0.00%	0 0.00%	0 0.00%
	Under Votes:	74 28.91%	0 0.00%	74 28.91%



200611290246

Skagit County Auditor

Precinct Report — Official

PRIMARY ELECTION — SKAGIT COUNTY WASHINGTON 2006 GENERAL ELECTION — November 07, 2006

Page 37 of 568

11/29/2006 12:46 PM

Total Number of Voters : 41,641 of 59,998 = 69.40%

Precincts Reporting 118 of 118 = 100.00%

Party	Candidate	Early	Election	Total
-------	-----------	-------	----------	-------

Precinct 109 (Ballots Cast: 256)

SKAGIT COUNTY BOARD OF COMMISSIONERS PROPOSITION NO. 2 FLUORIDATION ADVISORY MEASURE, Vote For 1

Yes	112	46.86%	0	0.00%	112	46.86%
No	127	53.14%	0	0.00%	127	53.14%
Cast Votes:	239	93.36%	0	0.00%	239	93.36%
Over Votes:	1	0.39%	0	0.00%	1	0.39%
Under Votes:	16	6.25%	0	0.00%	16	6.25%



200611290246  
Skagit County Auditor

Precinct Report — Official

PRIMARY ELECTION — SKAGIT COUNTY WASHINGTON 2006 GENERAL ELECTION — November 07, 2006

Page 38 of 568


11/29/2006 12:46 PM

Total Number of Voters : 41,641 of 59,998 = 69.40%

Precincts Reporting 118 of 118 = 100.00%

Party	Candidate	Early	Election	Total	
<b>Precinct 110 (Ballots Cast: 655)</b>					
<b>INITIATIVE MEASURE NO. 920, Vote For 1</b>					
	Yes	255	40.80%	0 0.00%	255 40.80%
	No	370	59.20%	0 0.00%	370 59.20%
	Cast Votes:	625	95.42%	0 0.00%	625 95.42%
	Over Votes:	1	0.15%	0 0.00%	1 0.15%
	Under Votes:	29	4.43%	0 0.00%	29 4.43%
<b>INITIATIVE MEASURE NO. 933, Vote For 1</b>					
	Yes	233	36.98%	0 0.00%	233 36.98%
	No	397	63.02%	0 0.00%	397 63.02%
	Cast Votes:	630	96.18%	0 0.00%	630 96.18%
	Over Votes:	0	0.00%	0 0.00%	0 0.00%
	Under Votes:	25	3.82%	0 0.00%	25 3.82%
<b>INITIATIVE MEASURE NO. 937, Vote For 1</b>					
	Yes	269	43.67%	0 0.00%	269 43.67%
	No	347	56.33%	0 0.00%	347 56.33%
	Cast Votes:	616	94.05%	0 0.00%	616 94.05%
	Over Votes:	0	0.00%	0 0.00%	0 0.00%
	Under Votes:	39	5.95%	0 0.00%	39 5.95%
<b>HOUSE JOINT RESOLUTION 4223, Vote For 1</b>					
	Approved	514	84.40%	0 0.00%	514 84.40%
	Rejected	95	15.60%	0 0.00%	95 15.60%
	Cast Votes:	609	92.98%	0 0.00%	609 92.98%
	Over Votes:	0	0.00%	0 0.00%	0 0.00%
	Under Votes:	46	7.02%	0 0.00%	46 7.02%
<b>PROPOSITION NO. 1 Emergency Medical Services Levy (Skagit County Medic 1), Vote For 1</b>					
	Yes	370	61.56%	0 0.00%	370 61.56%
	No	231	38.44%	0 0.00%	231 38.44%
	Cast Votes:	601	91.76%	0 0.00%	601 91.76%
	Over Votes:	0	0.00%	0 0.00%	0 0.00%
	Under Votes:	54	8.24%	0 0.00%	54 8.24%
<b>UNITED STATES SENATOR, Vote For 1</b>					
DEM	Maria Cantwell	299	46.43%	0 0.00%	299 46.43%
REP	Mike McGavick	328	50.93%	0 0.00%	328 50.93%
LIB	Bruce Guthrie	6	0.93%	0 0.00%	6 0.93%
IND	Robin Adair	4	0.62%	0 0.00%	4 0.62%
GRE	Aaron Dixon	7	1.09%	0 0.00%	7 1.09%
	Cast Votes:	644	98.32%	0 0.00%	644 98.32%
	Over Votes:	0	0.00%	0 0.00%	0 0.00%
	Under Votes:	11	1.68%	0 0.00%	11 1.68%

11/29/2006 Page 55 of 584 2:34PM



Precinct Report — Official

PRIMARY ELECTION — SKAGIT COUNTY WASHINGTON 2006 GENERAL ELECTION — November 07, 2006

Total Number of Voters : 41,641 of 59,998 = 69.40%

Party	Candidate	Early	Election	Total	
<b>Precinct 110 (Ballots Cast: 655)</b>					
<b>UNITED STATES REPRESENTATIVE DISTRICT #2, Vote For 1</b>					
DEM	Rick Larsen	371	58.43%	0 0.00%	371 58.43%
REP	Doug Roulstone	264	41.57%	0 0.00%	264 41.57%
	<b>Cast Votes:</b>	635	96.95%	0 0.00%	635 96.95%
	<b>Over Votes:</b>	0	0.00%	0 0.00%	0 0.00%
	<b>Under Votes:</b>	20	3.05%	0 0.00%	20 3.05%
<b>STATE REPRESENTATIVE DISTRICT #39 POSITION #1, Vote For 1</b>					
DEM	Scott Olson	244	39.87%	0 0.00%	244 39.87%
REP	Dan Kristiansen	368	60.13%	0 0.00%	368 60.13%
	<b>Cast Votes:</b>	612	93.44%	0 0.00%	612 93.44%
	<b>Over Votes:</b>	0	0.00%	0 0.00%	0 0.00%
	<b>Under Votes:</b>	43	6.56%	0 0.00%	43 6.56%
<b>STATE REPRESENTATIVE DISTRICT #39 POSITION #2, Vote For 1</b>					
REP	Kirk Pearson	469	100.00%	0 0.00%	469 100.00%
	<b>Cast Votes:</b>	469	71.60%	0 0.00%	469 71.60%
	<b>Over Votes:</b>	0	0.00%	0 0.00%	0 0.00%
	<b>Under Votes:</b>	186	28.40%	0 0.00%	186 28.40%
<b>SKAGIT COUNTY ASSESSOR, Vote For 1</b>					
REP	Mark Leander	480	100.00%	0 0.00%	480 100.00%
	<b>Cast Votes:</b>	480	73.28%	0 0.00%	480 73.28%
	<b>Over Votes:</b>	0	0.00%	0 0.00%	0 0.00%
	<b>Under Votes:</b>	175	26.72%	0 0.00%	175 26.72%
<b>SKAGIT COUNTY AUDITOR, Vote For 1</b>					
DEM	Jeanne Youngquist	289	47.07%	0 0.00%	289 47.07%
REP	Norma Hickok-Brummett	325	52.93%	0 0.00%	325 52.93%
	<b>Cast Votes:</b>	614	93.74%	0 0.00%	614 93.74%
	<b>Over Votes:</b>	0	0.00%	0 0.00%	0 0.00%
	<b>Under Votes:</b>	41	6.26%	0 0.00%	41 6.26%
<b>SKAGIT COUNTY CLERK, Vote For 1</b>					
DEM	Nancy Scott	440	100.00%	0 0.00%	440 100.00%
	<b>Cast Votes:</b>	440	67.18%	0 0.00%	440 67.18%
	<b>Over Votes:</b>	0	0.00%	0 0.00%	0 0.00%
	<b>Under Votes:</b>	215	32.82%	0 0.00%	215 32.82%



200611290246  
 Skagit County Auditor  
 11/29/2006 Page 56 of 584 2:34PM



Precinct Report — Official

PRIMARY ELECTION — SKAGIT COUNTY WASHINGTON 2006 GENERAL ELECTION — November 07, 2006

Page 40 of 568

11/29/2006 12:46 PM

Total Number of Voters : 41,641 of 59,998 = 69.40%

Precincts Reporting 118 of 118 = 100.00%

Party	Candidate	Early	Election	Total
<b>Precinct 110 (Ballots Cast: 655)</b>				
<b>SKAGIT COUNTY COMMISSIONER DISTRICT 3, Vote For 1</b>				
DEM	Sharon D. Dillon	321 52.28%	0 0.00%	321 52.28%
REP	Ted W. Anderson	293 47.72%	0 0.00%	293 47.72%
	Cast Votes:	614 93.74%	0 0.00%	614 93.74%
	Over Votes:	0 0.00%	0 0.00%	0 0.00%
	Under Votes:	41 6.26%	0 0.00%	41 6.26%
<b>SKAGIT COUNTY CORONER, Vote For 1</b>				
DEM	Daniel Dempsey	452 100.00%	0 0.00%	452 100.00%
	Cast Votes:	452 69.01%	0 0.00%	452 69.01%
	Over Votes:	0 0.00%	0 0.00%	0 0.00%
	Under Votes:	203 30.99%	0 0.00%	203 30.99%
<b>SKAGIT COUNTY PROSECUTING ATTORNEY, Vote For 1</b>				
DEM	Rich Weyrich	332 54.16%	0 0.00%	332 54.16%
REP	Tom Seguire	281 45.84%	0 0.00%	281 45.84%
	Cast Votes:	613 93.59%	0 0.00%	613 93.59%
	Over Votes:	0 0.00%	0 0.00%	0 0.00%
	Under Votes:	42 6.41%	0 0.00%	42 6.41%
<b>SKAGIT COUNTY SHERIFF, Vote For 1</b>				
DEM	Rick Grimstead	284 46.71%	0 0.00%	284 46.71%
REP	Dave Corrian	324 53.29%	0 0.00%	324 53.29%
	Cast Votes:	608 92.82%	0 0.00%	608 92.82%
	Over Votes:	0 0.00%	0 0.00%	0 0.00%
	Under Votes:	47 7.18%	0 0.00%	47 7.18%
<b>SKAGIT COUNTY TREASURER, Vote For 1</b>				
REP	Katie Jungquist	487 100.00%	0 0.00%	487 100.00%
	Cast Votes:	487 74.35%	0 0.00%	487 74.35%
	Over Votes:	0 0.00%	0 0.00%	0 0.00%
	Under Votes:	168 25.65%	0 0.00%	168 25.65%
<b>STATE SUPREME COURT JUSTICE POSITION #2, Vote For 1</b>				
	Susan Owens	290 54.10%	0 0.00%	290 54.10%
	Stephen Johnson	246 45.90%	0 0.00%	246 45.90%
	Cast Votes:	536 81.83%	0 0.00%	536 81.83%
	Over Votes:	0 0.00%	0 0.00%	0 0.00%
	Under Votes:	119 18.17%	0 0.00%	119 18.17%



200611290246

Skagit County Auditor

Precinct Report — Official

PRIMARY ELECTION — SKAGIT COUNTY WASHINGTON 2006 GENERAL ELECTION — November 07, 2006

Page 41 of 568

11/29/2006 12:46 PM

Precincts Reporting 118 of 118 = 100.00%

Total Number of Voters : 41,641 of 59,998 = 69.40%

Party	Candidate	Early	Election	Total	
<b>Precinct 110 (Ballots Cast: 655)</b>					
<b>STATE SUPREME COURT JUSTICE POSITION #8, Vote For 1</b>					
	Gerry L. Alexander	401	100.00%	0 0.00%	401 100.00%
	Cast Votes:	401	61.22%	0 0.00%	401 61.22%
	Over Votes:	0	0.00%	0 0.00%	0 0.00%
	Under Votes:	254	38.78%	0 0.00%	254 38.78%
<b>STATE SUPREME COURT JUSTICE POSITION #9, Vote For 1</b>					
	Tom Chambers	408	100.00%	0 0.00%	408 100.00%
	Cast Votes:	408	62.29%	0 0.00%	408 62.29%
	Over Votes:	0	0.00%	0 0.00%	0 0.00%
	Under Votes:	247	37.71%	0 0.00%	247 37.71%
<b>COURT OF APPEALS DIVISION I DISTRICT #3 POSITION #1, Vote For 1</b>					
	Mary Kay Becker	411	100.00%	0 0.00%	411 100.00%
	Cast Votes:	411	62.75%	0 0.00%	411 62.75%
	Over Votes:	0	0.00%	0 0.00%	0 0.00%
	Under Votes:	244	37.25%	0 0.00%	244 37.25%
<b>DISTRICT COURT JUDGE POSITION 1, Vote For 1</b>					
	Warren M. Gilbert	323	61.52%	0 0.00%	323 61.52%
	Colleen Kenimond	202	38.48%	0 0.00%	202 38.48%
	Cast Votes:	525	80.15%	0 0.00%	525 80.15%
	Over Votes:	0	0.00%	0 0.00%	0 0.00%
	Under Votes:	130	19.85%	0 0.00%	130 19.85%
<b>DISTRICT COURT JUDGE POSITION 2, Vote For 1</b>					
	David A. Svaren	412	100.00%	0 0.00%	412 100.00%
	Cast Votes:	412	62.90%	0 0.00%	412 62.90%
	Over Votes:	0	0.00%	0 0.00%	0 0.00%
	Under Votes:	243	37.10%	0 0.00%	243 37.10%
<b>PUBLIC UTILITY DISTRICT COMMISSIONER NO. 2, Vote For 1</b>					
	Robbie Robertson	260	55.44%	0 0.00%	260 55.44%
	Michael C. Newman	209	44.56%	0 0.00%	209 44.56%
	Cast Votes:	469	71.60%	0 0.00%	469 71.60%
	Over Votes:	0	0.00%	0 0.00%	0 0.00%
	Under Votes:	186	28.40%	0 0.00%	186 28.40%



200611290246  
Skagit County Auditor

11/29/2006 Page 58 of 584 2:34PM

Precinct Report — Official

PRIMARY ELECTION — SKAGIT COUNTY WASHINGTON 2006 GENERAL ELECTION — November 07, 2006

Total Number of Voters : 41,641 of 59,998 = 69.40%

Precincts Reporting 118 of 118 = 100.00%

Party	Candidate	Early	Election	Total
<b>Precinct 110 (Ballots Cast: 655)</b>				
SKAGIT COUNTY BOARD OF COMMISSIONERS PROPOSITION NO. 2 FLUORIDATION ADVISORY MEASURE, Vote For 1				
Yes		353 56.94%	0 0.00%	353 56.94%
No		267 43.06%	0 0.00%	267 43.06%
	Cast Votes:	620 94.66%	0 0.00%	620 94.66%
	Over Votes:	0 0.00%	0 0.00%	0 0.00%
	Under Votes:	35 5.34%	0 0.00%	35 5.34%



Precinct Report — Official

PRIMARY ELECTION — SKAGIT COUNTY WASHINGTON 2006 GENERAL ELECTION — November 07, 2006


Page 43 of 568

11/29/2006 12:46 PM

Precincts Reporting 118 of 118 = 100.00%

Total Number of Voters : 41,641 of 59,998 = 69.40%

Party	Candidate	Early	Election	Total
<b>Precinct 111 (Ballots Cast: 428)</b>				
<b>INITIATIVE MEASURE NO. 920, Vote For 1</b>				
	Yes	130 31.18%	0 0.00%	130 31.18%
	No	287 68.82%	0 0.00%	287 68.82%
	Cast Votes:	417 97.43%	0 0.00%	417 97.43%
	Over Votes:	0 0.00%	0 0.00%	0 0.00%
	Under Votes:	11 2.57%	0 0.00%	11 2.57%
<b>INITIATIVE MEASURE NO. 933, Vote For 1</b>				
	Yes	135 31.91%	0 0.00%	135 31.91%
	No	288 68.09%	0 0.00%	288 68.09%
	Cast Votes:	423 98.83%	0 0.00%	423 98.83%
	Over Votes:	0 0.00%	0 0.00%	0 0.00%
	Under Votes:	5 1.17%	0 0.00%	5 1.17%
<b>INITIATIVE MEASURE NO. 937, Vote For 1</b>				
	Yes	172 41.55%	0 0.00%	172 41.55%
	No	242 58.45%	0 0.00%	242 58.45%
	Cast Votes:	414 96.73%	0 0.00%	414 96.73%
	Over Votes:	0 0.00%	0 0.00%	0 0.00%
	Under Votes:	14 3.27%	0 0.00%	14 3.27%
<b>HOUSE JOINT RESOLUTION 4223, Vote For 1</b>				
	Approved	304 74.51%	0 0.00%	304 74.51%
	Rejected	104 25.49%	0 0.00%	104 25.49%
	Cast Votes:	408 95.33%	0 0.00%	408 95.33%
	Over Votes:	0 0.00%	0 0.00%	0 0.00%
	Under Votes:	20 4.67%	0 0.00%	20 4.67%
<b>PROPOSITION NO. 1 Emergency Medical Services Levy (Skagit County Medic 1), Vote For 1</b>				
	Yes	253 60.38%	0 0.00%	253 60.38%
	No	166 39.62%	0 0.00%	166 39.62%
	Cast Votes:	419 97.90%	0 0.00%	419 97.90%
	Over Votes:	0 0.00%	0 0.00%	0 0.00%
	Under Votes:	9 2.10%	0 0.00%	9 2.10%
<b>UNITED STATES SENATOR, Vote For 1</b>				
DEM	Maria Cantwell	208 49.17%	0 0.00%	208 49.17%
REP	Mike McGavick	196 46.34%	0 0.00%	196 46.34%
LIB	Bruce Guthrie	8 1.89%	0 0.00%	8 1.89%
IND	Robin Adair	7 1.65%	0 0.00%	7 1.65%
GRE	Aaron Dixon	4 0.95%	0 0.00%	4 0.95%
	Cast Votes:	423 98.83%	0 0.00%	423 98.83%
	Over Votes:	0 0.00%	0 0.00%	0 0.00%
	Under Votes:	5 1.17%	0 0.00%	5 1.17%



200611290246  
 Skagit County Auditor  
 11/29/2006 Page 60 of 584 2:34PM

Precinct Report — Official

PRIMARY ELECTION — SKAGIT COUNTY WASHINGTON 2006 GENERAL ELECTION — November 07, 2006

Page 44 of 568

11/29/2006 12:46 PM

Total Number of Voters : 41,641 of 59,998 = 69.40%

Precincts Reporting 118 of 118 = 100.00%

Party	Candidate	Early	Election	Total	
<b>Precinct 111 (Ballots Cast: 428)</b>					
<b>UNITED STATES REPRESENTATIVE DISTRICT #2, Vote For 1</b>					
DEM	Rick Larsen	276	66.51%	0 0.00%	276 66.51%
REP	Doug Roulstone	139	33.49%	0 0.00%	139 33.49%
	Cast Votes:	415	96.96%	0 0.00%	415 96.96%
	Over Votes:	0	0.00%	0 0.00%	0 0.00%
	Under Votes:	13	3.04%	0 0.00%	13 3.04%
<b>STATE REPRESENTATIVE DISTRICT #39 POSITION #1, Vote For 1</b>					
DEM	Scott Olson	177	43.28%	0 0.00%	177 43.28%
REP	Dan Kristiansen	232	56.72%	0 0.00%	232 56.72%
	Cast Votes:	409	95.56%	0 0.00%	409 95.56%
	Over Votes:	0	0.00%	0 0.00%	0 0.00%
	Under Votes:	19	4.44%	0 0.00%	19 4.44%
<b>STATE REPRESENTATIVE DISTRICT #39 POSITION #2, Vote For 1</b>					
REP	Kirk Pearson	317	100.00%	0 0.00%	317 100.00%
	Cast Votes:	317	74.07%	0 0.00%	317 74.07%
	Over Votes:	0	0.00%	0 0.00%	0 0.00%
	Under Votes:	111	25.93%	0 0.00%	111 25.93%
<b>SKAGIT COUNTY ASSESSOR, Vote For 1</b>					
REP	Mark Leander	311	100.00%	0 0.00%	311 100.00%
	Cast Votes:	311	72.66%	0 0.00%	311 72.66%
	Over Votes:	0	0.00%	0 0.00%	0 0.00%
	Under Votes:	117	27.34%	0 0.00%	117 27.34%
<b>SKAGIT COUNTY AUDITOR, Vote For 1</b>					
DEM	Jeanne Youngquist	211	51.21%	0 0.00%	211 51.21%
REP	Norma Hickok-Brummett	201	48.79%	0 0.00%	201 48.79%
	Cast Votes:	412	96.26%	0 0.00%	412 96.26%
	Over Votes:	0	0.00%	0 0.00%	0 0.00%
	Under Votes:	16	3.74%	0 0.00%	16 3.74%
<b>SKAGIT COUNTY CLERK, Vote For 1</b>					
DEM	Nancy Scott	326	100.00%	0 0.00%	326 100.00%
	Cast Votes:	326	76.17%	0 0.00%	326 76.17%
	Over Votes:	0	0.00%	0 0.00%	0 0.00%
	Under Votes:	102	23.83%	0 0.00%	102 23.83%



200611290246  
Skagit County Auditor

Precinct Report — Official

PRIMARY ELECTION — SKAGIT COUNTY WASHINGTON 2006 GENERAL ELECTION — November 07, 2006

Page 45 of 568

11/29/2006 12:46 PM

Precincts Reporting 118 of 118 = 100.00%

Total Number of Voters : 41,641 of 59,998 = 69.40%

Party	Candidate	Early		Election		Total	
<b>Precinct 111 (Ballots Cast: 428)</b>							
<b>SKAGIT COUNTY COMMISSIONER DISTRICT 3, Vote For 1</b>							
DEM	Sharon D. Dillon	182	43.44%	0	0.00%	182	43.44%
REP	Ted W. Anderson	237	56.56%	0	0.00%	237	56.56%
	<b>Cast Votes:</b>	419	97.90%	0	0.00%	419	97.90%
	<b>Over Votes:</b>	0	0.00%	0	0.00%	0	0.00%
	<b>Under Votes:</b>	9	2.10%	0	0.00%	9	2.10%
<b>SKAGIT COUNTY CORONER, Vote For 1</b>							
DEM	Daniel Dempsey	324	100.00%	0	0.00%	324	100.00%
	<b>Cast Votes:</b>	324	75.70%	0	0.00%	324	75.70%
	<b>Over Votes:</b>	0	0.00%	0	0.00%	0	0.00%
	<b>Under Votes:</b>	104	24.30%	0	0.00%	104	24.30%
<b>SKAGIT COUNTY PROSECUTING ATTORNEY, Vote For 1</b>							
DEM	Rich Weyrich	227	56.33%	0	0.00%	227	56.33%
REP	Tom Seguire	176	43.67%	0	0.00%	176	43.67%
	<b>Cast Votes:</b>	403	94.16%	0	0.00%	403	94.16%
	<b>Over Votes:</b>	0	0.00%	0	0.00%	0	0.00%
	<b>Under Votes:</b>	25	5.84%	0	0.00%	25	5.84%
<b>SKAGIT COUNTY SHERIFF, Vote For 1</b>							
DEM	Rick Grimstead	202	49.03%	0	0.00%	202	49.03%
REP	Dave Corrion	210	50.97%	0	0.00%	210	50.97%
	<b>Cast Votes:</b>	412	96.26%	0	0.00%	412	96.26%
	<b>Over Votes:</b>	0	0.00%	0	0.00%	0	0.00%
	<b>Under Votes:</b>	16	3.74%	0	0.00%	16	3.74%
<b>SKAGIT COUNTY TREASURER, Vote For 1</b>							
REP	Katie Jungquist	320	100.00%	0	0.00%	320	100.00%
	<b>Cast Votes:</b>	320	74.77%	0	0.00%	320	74.77%
	<b>Over Votes:</b>	0	0.00%	0	0.00%	0	0.00%
	<b>Under Votes:</b>	108	25.23%	0	0.00%	108	25.23%
<b>STATE SUPREME COURT JUSTICE POSITION #2, Vote For 1</b>							
	Susan Owens	213	57.72%	0	0.00%	213	57.72%
	Stephen Johnson	156	42.28%	0	0.00%	156	42.28%
	<b>Cast Votes:</b>	369	86.21%	0	0.00%	369	86.21%
	<b>Over Votes:</b>	0	0.00%	0	0.00%	0	0.00%
	<b>Under Votes:</b>	59	13.79%	0	0.00%	59	13.79%



200611290246  
 Skagit County Auditor  
 11/29/2006 Page 62 of 584 2:34PM

Precinct Report — Official

PRIMARY ELECTION — SKAGIT COUNTY WASHINGTON 2006 GENERAL ELECTION — November 07, 2006

Page 46 of 568

11/29/2006 12:46 PM

Total Number of Voters : 41,641 of 59,998 = 69.40%

Precincts Reporting 118 of 118 = 100.00%

Party	Candidate	Early	Election	Total
<b>Precinct 111 (Ballots Cast: 428)</b>				
<b>STATE SUPREME COURT JUSTICE POSITION #8, Vote For 1</b>				
	Gerry L. Alexander	297 100.00%	0 0.00%	297 100.00%
	Cast Votes:	297 69.39%	0 0.00%	297 69.39%
	Over Votes:	0 0.00%	0 0.00%	0 0.00%
	Under Votes:	131 30.61%	0 0.00%	131 30.61%
<b>STATE SUPREME COURT JUSTICE POSITION #9, Vote For 1</b>				
	Tom Chambers	296 100.00%	0 0.00%	296 100.00%
	Cast Votes:	296 69.16%	0 0.00%	296 69.16%
	Over Votes:	0 0.00%	0 0.00%	0 0.00%
	Under Votes:	132 30.84%	0 0.00%	132 30.84%
<b>COURT OF APPEALS DIVISION I DISTRICT #3 POSITION #1, Vote For 1</b>				
	Mary Kay Becker	296 100.00%	0 0.00%	296 100.00%
	Cast Votes:	296 69.16%	0 0.00%	296 69.16%
	Over Votes:	0 0.00%	0 0.00%	0 0.00%
	Under Votes:	132 30.84%	0 0.00%	132 30.84%
<b>DISTRICT COURT JUDGE POSITION 1, Vote For 1</b>				
	Warren M. Gilbert	203 54.72%	0 0.00%	203 54.72%
	Colleen Kenimond	168 45.28%	0 0.00%	168 45.28%
	Cast Votes:	371 86.68%	0 0.00%	371 86.68%
	Over Votes:	0 0.00%	0 0.00%	0 0.00%
	Under Votes:	57 13.32%	0 0.00%	57 13.32%
<b>DISTRICT COURT JUDGE POSITION 2, Vote For 1</b>				
	David A. Svaren	302 100.00%	0 0.00%	302 100.00%
	Cast Votes:	302 70.56%	0 0.00%	302 70.56%
	Over Votes:	0 0.00%	0 0.00%	0 0.00%
	Under Votes:	126 29.44%	0 0.00%	126 29.44%
<b>PUBLIC UTILITY DISTRICT COMMISSIONER NO. 2, Vote For 1</b>				
	Robbie Robertson	194 58.26%	0 0.00%	194 58.26%
	Michael C. Newman	139 41.74%	0 0.00%	139 41.74%
	Cast Votes:	333 77.80%	0 0.00%	333 77.80%
	Over Votes:	0 0.00%	0 0.00%	0 0.00%
	Under Votes:	95 22.20%	0 0.00%	95 22.20%



200611290246

Skagit County Auditor

Precinct Report — Official

PRIMARY ELECTION — SKAGIT COUNTY WASHINGTON 2006 GENERAL ELECTION — November 07, 2006

Page 47 of 568

11/29/2006 12:46 PM

Precincts Reporting 118 of 118 = 100.00%

Total Number of Voters : 41,641 of 59,998 = 69.40%

Party	Candidate	Early	Election	Total
-------	-----------	-------	----------	-------

Precinct 113 (Ballots Cast: 593)

INITIATIVE MEASURE NO. 920, Vote For 1

Yes	184	32.39%	0	0.00%	184	32.39%
No	384	67.61%	0	0.00%	384	67.61%
Cast Votes:	568	95.78%	0	0.00%	568	95.78%
Over Votes:	0	0.00%	0	0.00%	0	0.00%
Under Votes:	25	4.22%	0	0.00%	25	4.22%

INITIATIVE MEASURE NO. 933, Vote For 1

Yes	184	31.72%	0	0.00%	184	31.72%
No	396	68.28%	0	0.00%	396	68.28%
Cast Votes:	580	97.81%	0	0.00%	580	97.81%
Over Votes:	0	0.00%	0	0.00%	0	0.00%
Under Votes:	13	2.19%	0	0.00%	13	2.19%

INITIATIVE MEASURE NO. 937, Vote For 1

Yes	254	46.27%	0	0.00%	254	46.27%
No	295	53.73%	0	0.00%	295	53.73%
Cast Votes:	549	92.58%	0	0.00%	549	92.58%
Over Votes:	0	0.00%	0	0.00%	0	0.00%
Under Votes:	44	7.42%	0	0.00%	44	7.42%

HOUSE JOINT RESOLUTION 4223, Vote For 1

Approved	432	79.12%	0	0.00%	432	79.12%
Rejected	114	20.88%	0	0.00%	114	20.88%
Cast Votes:	546	92.07%	0	0.00%	546	92.07%
Over Votes:	0	0.00%	0	0.00%	0	0.00%
Under Votes:	47	7.93%	0	0.00%	47	7.93%

PROPOSITION NO. 1 Emergency Medical Services Levy (Skagit County Medic 1), Vote For 1

Yes	323	59.16%	0	0.00%	323	59.16%
No	223	40.84%	0	0.00%	223	40.84%
Cast Votes:	546	92.07%	0	0.00%	546	92.07%
Over Votes:	0	0.00%	0	0.00%	0	0.00%
Under Votes:	47	7.93%	0	0.00%	47	7.93%

UNITED STATES SENATOR, Vote For 1

DEM	Maria Cantwell	321	55.44%	0	0.00%	321	55.44%
REP	Mike McGavick	236	40.76%	0	0.00%	236	40.76%
LIB	Bruce Guthrie	15	2.59%	0	0.00%	15	2.59%
IND	Robin Adair	2	0.35%	0	0.00%	2	0.35%
GRE	Aaron Dixon	5	0.86%	0	0.00%	5	0.86%
Cast Votes:		579	97.64%	0	0.00%	579	97.64%
Over Votes:		0	0.00%	0	0.00%	0	0.00%
Under Votes:		14	2.36%	0	0.00%	14	2.36%



200611290246  
Skagit County Auditor

11/29/2006 Page 64 of 584 2:34PM



Precinct Report — Official

PRIMARY ELECTION — SKAGIT COUNTY WASHINGTON 2006 GENERAL ELECTION — November 07, 2006

Page 48 of 568

11/29/2006 12:46 PM

Total Number of Voters : 41,641 of 59,998 = 69.40%

Precincts Reporting 118 of 118 = 100.00%

Party	Candidate	Early	Election	Total	
<b>Precinct 113 (Ballots Cast: 593)</b>					
<b>UNITED STATES REPRESENTATIVE DISTRICT #2, Vote For 1</b>					
DEM	Rick Larsen	393	69.31%	0 0.00%	393 69.31%
REP	Doug Roulstone	174	30.69%	0 0.00%	174 30.69%
	Cast Votes:	567	95.62%	0 0.00%	567 95.62%
	Over Votes:	0	0.00%	0 0.00%	0 0.00%
	Under Votes:	26	4.38%	0 0.00%	26 4.38%
<b>STATE REPRESENTATIVE DISTRICT #40 POSITION #1, Vote For 1</b>					
DEM	Dave Quall	450	81.52%	0 0.00%	450 81.52%
REP	Yoshe Revelle	102	18.48%	0 0.00%	102 18.48%
	Cast Votes:	552	93.09%	0 0.00%	552 93.09%
	Over Votes:	0	0.00%	0 0.00%	0 0.00%
	Under Votes:	41	6.91%	0 0.00%	41 6.91%
<b>STATE REPRESENTATIVE DISTRICT #40 POSITION #2, Vote For 1</b>					
DEM	Jeff Morris	432	100.00%	0 0.00%	432 100.00%
	Cast Votes:	432	72.85%	0 0.00%	432 72.85%
	Over Votes:	0	0.00%	0 0.00%	0 0.00%
	Under Votes:	161	27.15%	0 0.00%	161 27.15%
<b>SKAGIT COUNTY ASSESSOR, Vote For 1</b>					
REP	Mark Leander	413	100.00%	0 0.00%	413 100.00%
	Cast Votes:	413	69.65%	0 0.00%	413 69.65%
	Over Votes:	0	0.00%	0 0.00%	0 0.00%
	Under Votes:	180	30.35%	0 0.00%	180 30.35%
<b>SKAGIT COUNTY AUDITOR, Vote For 1</b>					
DEM	Jeanne Youngquist	362	65.58%	0 0.00%	362 65.58%
REP	Norma Hickok-Brummett	190	34.42%	0 0.00%	190 34.42%
	Cast Votes:	552	93.09%	0 0.00%	552 93.09%
	Over Votes:	0	0.00%	0 0.00%	0 0.00%
	Under Votes:	41	6.91%	0 0.00%	41 6.91%
<b>SKAGIT COUNTY CLERK, Vote For 1</b>					
DEM	Nancy Scott	427	100.00%	0 0.00%	427 100.00%
	Cast Votes:	427	72.01%	0 0.00%	427 72.01%
	Over Votes:	0	0.00%	0 0.00%	0 0.00%
	Under Votes:	166	27.99%	0 0.00%	166 27.99%



200611290246

Skagit County Auditor

**Precinct Report — Official**

**PRIMARY ELECTION — SKAGIT COUNTY WASHINGTON 2006 GENERAL ELECTION — November 07, 2006**

Page 49 of 568

11/29/2006 12:46 PM

Precincts Reporting 118 of 118 = 100.00%

Total Number of Voters : 41,641 of 59,998 = 69.40%

Party	Candidate	Early	Election	Total
<b>Precinct 113 (Ballots Cast: 593)</b>				
<b>SKAGIT COUNTY COMMISSIONER DISTRICT 3, Vote For 1</b>				
DEM	Sharon D. Dillon	343	61.36%	343 61.36%
REP	Ted W. Anderson	216	38.64%	216 38.64%
	Cast Votes:	559	94.27%	559 94.27%
	Over Votes:	1	0.17%	1 0.17%
	Under Votes:	33	5.56%	33 5.56%
<b>SKAGIT COUNTY CORONER, Vote For 1</b>				
DEM	Daniel Dempsey	421	100.00%	421 100.00%
	Cast Votes:	421	70.99%	421 70.99%
	Over Votes:	0	0.00%	0 0.00%
	Under Votes:	172	29.01%	172 29.01%
<b>SKAGIT COUNTY PROSECUTING ATTORNEY, Vote For 1</b>				
DEM	Rich Weyrich	349	63.22%	349 63.22%
REP	Tom Seguire	203	36.78%	203 36.78%
	Cast Votes:	552	93.09%	552 93.09%
	Over Votes:	0	0.00%	0 0.00%
	Under Votes:	41	6.91%	41 6.91%
<b>SKAGIT COUNTY SHERIFF, Vote For 1</b>				
DEM	Rick Grimstead	315	57.27%	315 57.27%
REP	Dave Corrion	235	42.73%	235 42.73%
	Cast Votes:	550	92.75%	550 92.75%
	Over Votes:	0	0.00%	0 0.00%
	Under Votes:	43	7.25%	43 7.25%
<b>SKAGIT COUNTY TREASURER, Vote For 1</b>				
REP	Katie Jungquist	410	100.00%	410 100.00%
	Cast Votes:	410	69.14%	410 69.14%
	Over Votes:	0	0.00%	0 0.00%
	Under Votes:	183	30.86%	183 30.86%
<b>STATE SUPREME COURT JUSTICE POSITION #2, Vote For 1</b>				
	Susan Owens	290	60.80%	290 60.80%
	Stephen Johnson	187	39.20%	187 39.20%
	Cast Votes:	477	80.44%	477 80.44%
	Over Votes:	0	0.00%	0 0.00%
	Under Votes:	116	19.56%	116 19.56%



200611290246  
Skagit County Auditor

11/29/2006 Page 66 of 584 2:34PM

Precinct Report — Official

PRIMARY ELECTION — SKAGIT COUNTY WASHINGTON 2006 GENERAL ELECTION — November 07, 2006

Total Number of Voters : 41,641 of 59,998 = 69.40%

Precincts Reporting 118 of 118 = 100.00%

Party	Candidate	Early	Election	Total
<b>Precinct 113 (Ballots Cast: 593)</b>				
<b>STATE SUPREME COURT JUSTICE POSITION #8, Vote For 1</b>				
	Gerry L. Alexander	382 100.00%	0 0.00%	382 100.00%
	Cast Votes:	382 64.42%	0 0.00%	382 64.42%
	Over Votes:	0 0.00%	0 0.00%	0 0.00%
	Under Votes:	211 35.58%	0 0.00%	211 35.58%
<b>STATE SUPREME COURT JUSTICE POSITION #9, Vote For 1</b>				
	Tom Chambers	378 100.00%	0 0.00%	378 100.00%
	Cast Votes:	378 63.74%	0 0.00%	378 63.74%
	Over Votes:	0 0.00%	0 0.00%	0 0.00%
	Under Votes:	215 36.26%	0 0.00%	215 36.26%
<b>COURT OF APPEALS DIVISION I DISTRICT #3 POSITION #1, Vote For 1</b>				
	Mary Kay Becker	387 100.00%	0 0.00%	387 100.00%
	Cast Votes:	387 65.26%	0 0.00%	387 65.26%
	Over Votes:	0 0.00%	0 0.00%	0 0.00%
	Under Votes:	206 34.74%	0 0.00%	206 34.74%
<b>DISTRICT COURT JUDGE POSITION 1, Vote For 1</b>				
	Warren M. Gilbert	292 59.84%	0 0.00%	292 59.84%
	Colleen Kenimond	196 40.16%	0 0.00%	196 40.16%
	Cast Votes:	488 82.29%	0 0.00%	488 82.29%
	Over Votes:	0 0.00%	0 0.00%	0 0.00%
	Under Votes:	105 17.71%	0 0.00%	105 17.71%
<b>DISTRICT COURT JUDGE POSITION 2, Vote For 1</b>				
	David A. Svaren	377 100.00%	0 0.00%	377 100.00%
	Cast Votes:	377 63.58%	0 0.00%	377 63.58%
	Over Votes:	0 0.00%	0 0.00%	0 0.00%
	Under Votes:	216 36.42%	0 0.00%	216 36.42%
<b>PUBLIC UTILITY DISTRICT COMMISSIONER NO. 2, Vote For 1</b>				
	Robbie Robertson	250 65.10%	0 0.00%	250 65.10%
	Michael C. Newman	134 34.90%	0 0.00%	134 34.90%
	Cast Votes:	384 64.76%	0 0.00%	384 64.76%
	Over Votes:	0 0.00%	0 0.00%	0 0.00%
	Under Votes:	209 35.24%	0 0.00%	209 35.24%



200611290246  
Skagit County Auditor

Precinct Report — Official

PRIMARY ELECTION — SKAGIT COUNTY WASHINGTON 2006 GENERAL ELECTION — November 07, 2006

Page 51 of 568

11/29/2006 12:46 PM

Total Number of Voters : 41,641 of 59,998 = 69.40%

Precincts Reporting 118 of 118 = 100.00%

Party	Candidate	Early	Election	Total
-------	-----------	-------	----------	-------

Precinct 113 (Ballots Cast: 593)

SKAGIT COUNTY BOARD OF COMMISSIONERS PROPOSITION NO. 2 FLUORIDATION ADVISORY MEASURE, Vote For 1

Yes	242	44.32%	0	0.00%	242	44.32%
No	304	55.68%	0	0.00%	304	55.68%
Cast Votes:	546	92.07%	0	0.00%	546	92.07%
Over Votes:	0	0.00%	0	0.00%	0	0.00%
Under Votes:	47	7.93%	0	0.00%	47	7.93%



200611290246

Skagit County Auditor

11/29/2006 Page 68 of 584 2:34PM

Precinct Report — Official

PRIMARY ELECTION — SKAGIT COUNTY WASHINGTON 2006 GENERAL ELECTION — November 07, 2006


Total Number of Voters : 41,641 of 59,998 = 69.40%

Precincts Reporting 118 of 118 = 100.00%

Party	Candidate	Early	Election	Total
<b>Precinct 114 (Ballots Cast: 134)</b>				
<b>INITIATIVE MEASURE NO. 920, Vote For 1</b>				
	Yes	33 26.19%	0 0.00%	33 26.19%
	No	93 73.81%	0 0.00%	93 73.81%
	Cast Votes:	126 94.03%	0 0.00%	126 94.03%
	Over Votes:	0 0.00%	0 0.00%	0 0.00%
	Under Votes:	8 5.97%	0 0.00%	8 5.97%
<b>INITIATIVE MEASURE NO. 933, Vote For 1</b>				
	Yes	35 27.13%	0 0.00%	35 27.13%
	No	94 72.87%	0 0.00%	94 72.87%
	Cast Votes:	129 96.27%	0 0.00%	129 96.27%
	Over Votes:	0 0.00%	0 0.00%	0 0.00%
	Under Votes:	5 3.73%	0 0.00%	5 3.73%
<b>INITIATIVE MEASURE NO. 937, Vote For 1</b>				
	Yes	77 61.11%	0 0.00%	77 61.11%
	No	49 38.89%	0 0.00%	49 38.89%
	Cast Votes:	126 94.03%	0 0.00%	126 94.03%
	Over Votes:	0 0.00%	0 0.00%	0 0.00%
	Under Votes:	8 5.97%	0 0.00%	8 5.97%
<b>HOUSE JOINT RESOLUTION 4223, Vote For 1</b>				
	Approved	103 81.75%	0 0.00%	103 81.75%
	Rejected	23 18.25%	0 0.00%	23 18.25%
	Cast Votes:	126 94.03%	0 0.00%	126 94.03%
	Over Votes:	0 0.00%	0 0.00%	0 0.00%
	Under Votes:	8 5.97%	0 0.00%	8 5.97%
<b>PROPOSITION NO. 1 Emergency Medical Services Levy (Skagit County Medic 1), Vote For 1</b>				
	Yes	93 74.40%	0 0.00%	93 74.40%
	No	32 25.60%	0 0.00%	32 25.60%
	Cast Votes:	125 93.28%	0 0.00%	125 93.28%
	Over Votes:	0 0.00%	0 0.00%	0 0.00%
	Under Votes:	9 6.72%	0 0.00%	9 6.72%
<b>UNITED STATES SENATOR, Vote For 1</b>				
DEM	Maria Cantwell	88 68.22%	0 0.00%	88 68.22%
REP	Mike McGavick	37 28.68%	0 0.00%	37 28.68%
LIB	Bruce Guthrie	1 0.78%	0 0.00%	1 0.78%
IND	Robin Adair	0 0.00%	0 0.00%	0 0.00%
GRE	Aaron Dixon	3 2.33%	0 0.00%	3 2.33%
	Cast Votes:	129 96.27%	0 0.00%	129 96.27%
	Over Votes:	0 0.00%	0 0.00%	0 0.00%
	Under Votes:	5 3.73%	0 0.00%	5 3.73%

11/29/2006 Page

69 of 584 2:34PM



Precinct Report — Official

PRIMARY ELECTION — SKAGIT COUNTY WASHINGTON 2006 GENERAL ELECTION — November 07, 2006

Total Number of Voters : 41,641 of 59,998 = 69.40%

Precincts Reporting 118 of 118 = 100.00%

Party	Candidate	Early	Election	Total
-------	-----------	-------	----------	-------

Precinct 114 (Ballots Cast: 134)

UNITED STATES REPRESENTATIVE DISTRICT #2, Vote For 1

DEM	Rick Larsen	104	80.62%	0	0.00%	104	80.62%
REP	Doug Roulstone	25	19.38%	0	0.00%	25	19.38%
Cast Votes:		129	96.27%	0	0.00%	129	96.27%
Over Votes:		0	0.00%	0	0.00%	0	0.00%
Under Votes:		5	3.73%	0	0.00%	5	3.73%

STATE REPRESENTATIVE DISTRICT #39 POSITION #1, Vote For 1

DEM	Scott Olson	85	66.93%	0	0.00%	85	66.93%
REP	Dan Kristiansen	42	33.07%	0	0.00%	42	33.07%
Cast Votes:		127	94.78%	0	0.00%	127	94.78%
Over Votes:		0	0.00%	0	0.00%	0	0.00%
Under Votes:		7	5.22%	0	0.00%	7	5.22%

STATE REPRESENTATIVE DISTRICT #39 POSITION #2, Vote For 1

REP	Kirk Pearson	74	100.00%	0	0.00%	74	100.00%
Cast Votes:		74	55.22%	0	0.00%	74	55.22%
Over Votes:		0	0.00%	0	0.00%	0	0.00%
Under Votes:		60	44.78%	0	0.00%	60	44.78%

SKAGIT COUNTY ASSESSOR, Vote For 1

REP	Mark Leander	70	100.00%	0	0.00%	70	100.00%
Cast Votes:		70	52.24%	0	0.00%	70	52.24%
Over Votes:		0	0.00%	0	0.00%	0	0.00%
Under Votes:		64	47.76%	0	0.00%	64	47.76%

SKAGIT COUNTY AUDITOR, Vote For 1

DEM	Jeanne Youngquist	79	65.29%	0	0.00%	79	65.29%
REP	Norma Hickok-Brummett	42	34.71%	0	0.00%	42	34.71%
Cast Votes:		121	90.30%	0	0.00%	121	90.30%
Over Votes:		0	0.00%	0	0.00%	0	0.00%
Under Votes:		13	9.70%	0	0.00%	13	9.70%

SKAGIT COUNTY CLERK, Vote For 1

DEM	Nancy Scott	95	100.00%	0	0.00%	95	100.00%
Cast Votes:		95	70.90%	0	0.00%	95	70.90%
Over Votes:		0	0.00%	0	0.00%	0	0.00%
Under Votes:		39	29.10%	0	0.00%	39	29.10%



200611290246  
Skagit County Auditor

Precinct Report — Official

PRIMARY ELECTION — SKAGIT COUNTY WASHINGTON 2006 GENERAL ELECTION — November 07, 2006

Page 54 of 568

11/29/2006 12:46 PM

Total Number of Voters : 41,641 of 59,998 = 69.40%

Precincts Reporting 118 of 118 = 100.00%

Party	Candidate	Early	Election	Total
<b>Precinct 114 (Ballots Cast: 134)</b>				
<b>SKAGIT COUNTY COMMISSIONER DISTRICT 3, Vote For 1</b>				
DEM	Sharon D. Dillon	71 55.91%	0 0.00%	71 55.91%
REP	Ted W. Anderson	56 44.09%	0 0.00%	56 44.09%
	Cast Votes:	127 94.78%	0 0.00%	127 94.78%
	Over Votes:	0 0.00%	0 0.00%	0 0.00%
	Under Votes:	7 5.22%	0 0.00%	7 5.22%
<b>SKAGIT COUNTY CORONER, Vote For 1</b>				
DEM	Daniel Dempsey	92 100.00%	0 0.00%	92 100.00%
	Cast Votes:	92 68.66%	0 0.00%	92 68.66%
	Over Votes:	0 0.00%	0 0.00%	0 0.00%
	Under Votes:	42 31.34%	0 0.00%	42 31.34%
<b>SKAGIT COUNTY PROSECUTING ATTORNEY, Vote For 1</b>				
DEM	Rich Weyrich	78 64.46%	0 0.00%	78 64.46%
REP	Tom Seguire	43 35.54%	0 0.00%	43 35.54%
	Cast Votes:	121 90.30%	0 0.00%	121 90.30%
	Over Votes:	0 0.00%	0 0.00%	0 0.00%
	Under Votes:	13 9.70%	0 0.00%	13 9.70%
<b>SKAGIT COUNTY SHERIFF, Vote For 1</b>				
DEM	Rick Grimstead	74 60.16%	0 0.00%	74 60.16%
REP	Dave Corrion	49 39.84%	0 0.00%	49 39.84%
	Cast Votes:	123 91.79%	0 0.00%	123 91.79%
	Over Votes:	0 0.00%	0 0.00%	0 0.00%
	Under Votes:	11 8.21%	0 0.00%	11 8.21%
<b>SKAGIT COUNTY TREASURER, Vote For 1</b>				
REP	Katie Jungquist	71 100.00%	0 0.00%	71 100.00%
	Cast Votes:	71 52.99%	0 0.00%	71 52.99%
	Over Votes:	0 0.00%	0 0.00%	0 0.00%
	Under Votes:	63 47.01%	0 0.00%	63 47.01%
<b>STATE SUPREME COURT JUSTICE POSITION #2, Vote For 1</b>				
	Susan Owens	79 73.15%	0 0.00%	79 73.15%
	Stephen Johnson	29 26.85%	0 0.00%	29 26.85%
	Cast Votes:	108 80.60%	0 0.00%	108 80.60%
	Over Votes:	0 0.00%	0 0.00%	0 0.00%
	Under Votes:	26 19.40%	0 0.00%	26 19.40%



200611290246  
Skagit County Auditor

Precinct Report — Official

PRIMARY ELECTION — SKAGIT COUNTY WASHINGTON 2006 GENERAL ELECTION — November 07, 2006

Total Number of Voters : 41,641 of 59,998 = 69.40%

Party	Candidate	Early	Election	Total
<b>Precinct 114 (Ballots Cast: 134)</b>				
<b>STATE SUPREME COURT JUSTICE POSITION #8, Vote For 1</b>				
	Gerry L. Alexander	79 100.00%	0 0.00%	79 100.00%
	Cast Votes:	79 58.96%	0 0.00%	79 58.96%
	Over Votes:	0 0.00%	0 0.00%	0 0.00%
	Under Votes:	55 41.04%	0 0.00%	55 41.04%
<b>STATE SUPREME COURT JUSTICE POSITION #9, Vote For 1</b>				
	Tom Chambers	76 100.00%	0 0.00%	76 100.00%
	Cast Votes:	76 56.72%	0 0.00%	76 56.72%
	Over Votes:	0 0.00%	0 0.00%	0 0.00%
	Under Votes:	58 43.28%	0 0.00%	58 43.28%
<b>COURT OF APPEALS DIVISION I DISTRICT #3 POSITION #1, Vote For 1</b>				
	Mary Kay Becker	79 100.00%	0 0.00%	79 100.00%
	Cast Votes:	79 58.96%	0 0.00%	79 58.96%
	Over Votes:	0 0.00%	0 0.00%	0 0.00%
	Under Votes:	55 41.04%	0 0.00%	55 41.04%
<b>DISTRICT COURT JUDGE POSITION 1, Vote For 1</b>				
	Warren M. Gilbert	48 50.53%	0 0.00%	48 50.53%
	Colleen Kenimond	47 49.47%	0 0.00%	47 49.47%
	Cast Votes:	95 70.90%	0 0.00%	95 70.90%
	Over Votes:	0 0.00%	0 0.00%	0 0.00%
	Under Votes:	39 29.10%	0 0.00%	39 29.10%
<b>DISTRICT COURT JUDGE POSITION 2, Vote For 1</b>				
	David A. Svaren	72 100.00%	0 0.00%	72 100.00%
	Cast Votes:	72 53.73%	0 0.00%	72 53.73%
	Over Votes:	0 0.00%	0 0.00%	0 0.00%
	Under Votes:	62 46.27%	0 0.00%	62 46.27%
<b>PUBLIC UTILITY DISTRICT COMMISSIONER NO. 2, Vote For 1</b>				
	Robbie Robertson	44 61.97%	0 0.00%	44 61.97%
	Michael C. Newman	27 38.03%	0 0.00%	27 38.03%
	Cast Votes:	71 52.99%	0 0.00%	71 52.99%
	Over Votes:	0 0.00%	0 0.00%	0 0.00%
	Under Votes:	63 47.01%	0 0.00%	63 47.01%



200611290246  
Skagit County Auditor



Precinct Report — Official

PRIMARY ELECTION — SKAGIT COUNTY WASHINGTON 2006 GENERAL ELECTION — November 07, 2006


Total Number of Voters : 41,641 of 59,998 = 69.40%

Precincts Reporting 118 of 118 = 100.00%

Party	Candidate	Early	Election	Total
<b>Precinct 115 (Ballots Cast: 172)</b>				
<b>INITIATIVE MEASURE NO. 920, Vote For 1</b>				
	Yes	67 41.36%	0 0.00%	67 41.36%
	No	95 58.64%	0 0.00%	95 58.64%
	Cast Votes:	162 94.19%	0 0.00%	162 94.19%
	Over Votes:	0 0.00%	0 0.00%	0 0.00%
	Under Votes:	10 5.81%	0 0.00%	10 5.81%
<b>INITIATIVE MEASURE NO. 933, Vote For 1</b>				
	Yes	57 33.93%	0 0.00%	57 33.93%
	No	111 66.07%	0 0.00%	111 66.07%
	Cast Votes:	168 97.67%	0 0.00%	168 97.67%
	Over Votes:	0 0.00%	0 0.00%	0 0.00%
	Under Votes:	4 2.33%	0 0.00%	4 2.33%
<b>INITIATIVE MEASURE NO. 937, Vote For 1</b>				
	Yes	66 42.31%	0 0.00%	66 42.31%
	No	90 57.69%	0 0.00%	90 57.69%
	Cast Votes:	156 90.70%	0 0.00%	156 90.70%
	Over Votes:	0 0.00%	0 0.00%	0 0.00%
	Under Votes:	16 9.30%	0 0.00%	16 9.30%
<b>HOUSE JOINT RESOLUTION 4223, Vote For 1</b>				
	Approved	124 80.00%	0 0.00%	124 80.00%
	Rejected	31 20.00%	0 0.00%	31 20.00%
	Cast Votes:	155 90.12%	0 0.00%	155 90.12%
	Over Votes:	0 0.00%	0 0.00%	0 0.00%
	Under Votes:	17 9.88%	0 0.00%	17 9.88%
<b>PROPOSITION NO. 1 Emergency Medical Services Levy (Skagit County Medic 1), Vote For 1</b>				
	Yes	81 51.92%	0 0.00%	81 51.92%
	No	75 48.08%	0 0.00%	75 48.08%
	Cast Votes:	156 90.70%	0 0.00%	156 90.70%
	Over Votes:	0 0.00%	0 0.00%	0 0.00%
	Under Votes:	16 9.30%	0 0.00%	16 9.30%
<b>UNITED STATES SENATOR, Vote For 1</b>				
DEM	Maria Cantwell	73 42.69%	0 0.00%	73 42.69%
REP	Mike McGavick	92 53.80%	0 0.00%	92 53.80%
LIB	Bruce Guthrie	2 1.17%	0 0.00%	2 1.17%
IND	Robin Adair	3 1.75%	0 0.00%	3 1.75%
GRE	Aaron Dixon	1 0.58%	0 0.00%	1 0.58%
	Cast Votes:	171 99.42%	0 0.00%	171 99.42%
	Over Votes:	0 0.00%	0 0.00%	0 0.00%
	Under Votes:	1 0.58%	0 0.00%	1 0.58%

11/29/2006 Page

73 of 584 2:34PM



Precinct Report — Official

PRIMARY ELECTION — SKAGIT COUNTY WASHINGTON 2006 GENERAL ELECTION — November 07, 2006

Page 57 of 568

11/29/2006 12:46 PM

Precincts Reporting 118 of 118 = 100.00%

Total Number of Voters : 41,641 of 59,998 = 69.40%

Party	Candidate	Early	Election	Total
<b>Precinct 115 (Ballots Cast: 172)</b>				
<b>UNITED STATES REPRESENTATIVE DISTRICT #2, Vote For 1</b>				
DEM	Rick Larsen	94	54.97%	94
REP	Doug Roulstone	77	45.03%	77
	<b>Cast Votes:</b>	171	99.42%	171
	<b>Over Votes:</b>	0	0.00%	0
	<b>Under Votes:</b>	1	0.58%	1
<b>STATE REPRESENTATIVE DISTRICT #10 POSITION #1, Vote For 1</b>				
REP	Chris Stow	120	100.00%	120
	<b>Cast Votes:</b>	120	69.77%	120
	<b>Over Votes:</b>	0	0.00%	0
	<b>Under Votes:</b>	52	30.23%	52
<b>STATE REPRESENTATIVE DISTRICT #10 POSITION #2, Vote For 1</b>				
DEM	Tim Knue	89	53.94%	89
REP	Barbara Bailey	76	46.06%	76
	<b>Cast Votes:</b>	165	95.93%	165
	<b>Over Votes:</b>	0	0.00%	0
	<b>Under Votes:</b>	7	4.07%	7
<b>SKAGIT COUNTY ASSESSOR, Vote For 1</b>				
REP	Mark Leander	132	100.00%	132
	<b>Cast Votes:</b>	132	76.74%	132
	<b>Over Votes:</b>	0	0.00%	0
	<b>Under Votes:</b>	40	23.26%	40
<b>SKAGIT COUNTY AUDITOR, Vote For 1</b>				
DEM	Jeanne Youngquist	77	46.95%	77
REP	Norma Hickok-Brummett	87	53.05%	87
	<b>Cast Votes:</b>	164	95.35%	164
	<b>Over Votes:</b>	0	0.00%	0
	<b>Under Votes:</b>	8	4.65%	8
<b>SKAGIT COUNTY CLERK, Vote For 1</b>				
DEM	Nancy Scott	117	100.00%	117
	<b>Cast Votes:</b>	117	68.02%	117
	<b>Over Votes:</b>	0	0.00%	0
	<b>Under Votes:</b>	55	31.98%	55



200611290246  
Skagit County Auditor

11/29/2006 Page 74 of 584 2:34PM

Precinct Report — Official

PRIMARY ELECTION — SKAGIT COUNTY WASHINGTON 2006 GENERAL ELECTION — November 07, 2006

Page 58 of 568

11/29/2006 12:46 PM

Total Number of Voters : 41,641 of 59,998 = 69.40%

Precincts Reporting 118 of 118 = 100.00%

Party	Candidate	Early	Election	Total
<b>Precinct 115 (Ballots Cast: 172)</b>				
<b>SKAGIT COUNTY COMMISSIONER DISTRICT 3, Vote For 1</b>				
DEM	Sharon D. Dillon	94	56.29%	94
REP	Ted W. Anderson	73	43.71%	73
	Cast Votes:	167	97.09%	167
	Over Votes:	0	0.00%	0
	Under Votes:	5	2.91%	5
<b>SKAGIT COUNTY CORONER, Vote For 1</b>				
DEM	Daniel Dempsey	123	100.00%	123
	Cast Votes:	123	71.51%	123
	Over Votes:	0	0.00%	0
	Under Votes:	49	28.49%	49
<b>SKAGIT COUNTY PROSECUTING ATTORNEY, Vote For 1</b>				
DEM	Rich Weyrich	96	57.49%	96
REP	Tom Seguine	71	42.51%	71
	Cast Votes:	167	97.09%	167
	Over Votes:	0	0.00%	0
	Under Votes:	5	2.91%	5
<b>SKAGIT COUNTY SHERIFF, Vote For 1</b>				
DEM	Rick Grimstead	71	43.03%	71
REP	Dave Corrion	94	56.97%	94
	Cast Votes:	165	95.93%	165
	Over Votes:	0	0.00%	0
	Under Votes:	7	4.07%	7
<b>SKAGIT COUNTY TREASURER, Vote For 1</b>				
REP	Katie Jungquist	132	100.00%	132
	Cast Votes:	132	76.74%	132
	Over Votes:	0	0.00%	0
	Under Votes:	40	23.26%	40
<b>STATE SUPREME COURT JUSTICE POSITION #2, Vote For 1</b>				
	Susan Owens	73	52.52%	73
	Stephen Johnson	66	47.48%	66
	Cast Votes:	139	80.81%	139
	Over Votes:	0	0.00%	0
	Under Votes:	33	19.19%	33



200611290246

Skagit County Auditor

Precinct Report — Official

PRIMARY ELECTION — SKAGIT COUNTY WASHINGTON 2006 GENERAL ELECTION — November 07, 2006

Page 59 of 568

11/29/2006 12:46 PM

Precincts Reporting 118 of 118 = 100.00%

Total Number of Voters : 41,641 of 59,998 = 69.40%

Party	Candidate	Early	Election	Total
<b>Precinct 115 (Ballots Cast: 172)</b>				
<b>STATE SUPREME COURT JUSTICE POSITION #8, Vote For 1</b>				
	Gerry L. Alexander	100 100.00%	0 0.00%	100 100.00%
	Cast Votes:	100 58.14%	0 0.00%	100 58.14%
	Over Votes:	0 0.00%	0 0.00%	0 0.00%
	Under Votes:	72 41.86%	0 0.00%	72 41.86%
<b>STATE SUPREME COURT JUSTICE POSITION #9, Vote For 1</b>				
	Tom Chambers	102 100.00%	0 0.00%	102 100.00%
	Cast Votes:	102 59.30%	0 0.00%	102 59.30%
	Over Votes:	0 0.00%	0 0.00%	0 0.00%
	Under Votes:	70 40.70%	0 0.00%	70 40.70%
<b>COURT OF APPEALS DIVISION I DISTRICT #3 POSITION #1, Vote For 1</b>				
	Mary Kay Becker	100 100.00%	0 0.00%	100 100.00%
	Cast Votes:	100 58.14%	0 0.00%	100 58.14%
	Over Votes:	0 0.00%	0 0.00%	0 0.00%
	Under Votes:	72 41.86%	0 0.00%	72 41.86%
<b>DISTRICT COURT JUDGE POSITION 1, Vote For 1</b>				
	Warren M. Gilbert	89 59.33%	0 0.00%	89 59.33%
	Colleen Kenimond	61 40.67%	0 0.00%	61 40.67%
	Cast Votes:	150 87.21%	0 0.00%	150 87.21%
	Over Votes:	0 0.00%	0 0.00%	0 0.00%
	Under Votes:	22 12.79%	0 0.00%	22 12.79%
<b>DISTRICT COURT JUDGE POSITION 2, Vote For 1</b>				
	David A. Svaren	106 100.00%	0 0.00%	106 100.00%
	Cast Votes:	106 61.63%	0 0.00%	106 61.63%
	Over Votes:	0 0.00%	0 0.00%	0 0.00%
	Under Votes:	66 38.37%	0 0.00%	66 38.37%
<b>PUBLIC UTILITY DISTRICT COMMISSIONER NO. 2, Vote For 1</b>				
	Robbie Robertson	67 52.76%	0 0.00%	67 52.76%
	Michael C. Newman	60 47.24%	0 0.00%	60 47.24%
	Cast Votes:	127 73.84%	0 0.00%	127 73.84%
	Over Votes:	0 0.00%	0 0.00%	0 0.00%
	Under Votes:	45 26.16%	0 0.00%	45 26.16%



200611290246  
Skagit County Auditor

11/29/2006 Page 76 of 584 2:34PM

Precinct Report — Official

PRIMARY ELECTION — SKAGIT COUNTY WASHINGTON 2006 GENERAL ELECTION — November 07, 2006

Total Number of Voters : 41,641 of 59,998 = 69.40%

Precincts Reporting 118 of 118 = 100.00%

Party	Candidate	Early	Election	Total
<b>Precinct 115 (Ballots Cast: 172)</b>				
SKAGIT COUNTY BOARD OF COMMISSIONERS PROPOSITION NO. 2 FLUORIDATION ADVISORY MEASURE, Vote For 1				
Yes		80 50.00%	0 0.00%	80 50.00%
No		80 50.00%	0 0.00%	80 50.00%
	Cast Votes:	160 93.02%	0 0.00%	160 93.02%
	Over Votes:	0 0.00%	0 0.00%	0 0.00%
	Under Votes:	12 6.98%	0 0.00%	12 6.98%

11/29/2006 Page 77 of 584 2:34PM  
 Skagit County Auditor  
 200611290246



Precinct Report — Official

PRIMARY ELECTION — SKAGIT COUNTY WASHINGTON 2006 GENERAL ELECTION — November 07, 2006

Page 61 of 568

11/29/2006 12:46 PM

Precincts Reporting 118 of 118 = 100.00%

Total Number of Voters : 41,641 of 59,998 = 69.40%

Party	Candidate	Early	Election	Total
-------	-----------	-------	----------	-------

Precinct 116 (Ballots Cast: 470)

<b>INITIATIVE MEASURE NO. 920, Vote For 1</b>					
Yes		176	39.20%	0 0.00%	176 39.20%
No		273	60.80%	0 0.00%	273 60.80%
	Cast Votes:	449	95.53%	0 0.00%	449 95.53%
	Over Votes:	0	0.00%	0 0.00%	0 0.00%
	Under Votes:	21	4.47%	0 0.00%	21 4.47%
<b>INITIATIVE MEASURE NO. 933, Vote For 1</b>					
Yes		176	38.26%	0 0.00%	176 38.26%
No		284	61.74%	0 0.00%	284 61.74%
	Cast Votes:	460	97.87%	0 0.00%	460 97.87%
	Over Votes:	0	0.00%	0 0.00%	0 0.00%
	Under Votes:	10	2.13%	0 0.00%	10 2.13%
<b>INITIATIVE MEASURE NO. 937, Vote For 1</b>					
Yes		180	40.36%	0 0.00%	180 40.36%
No		266	59.64%	0 0.00%	266 59.64%
	Cast Votes:	446	94.89%	0 0.00%	446 94.89%
	Over Votes:	0	0.00%	0 0.00%	0 0.00%
	Under Votes:	24	5.11%	0 0.00%	24 5.11%
<b>HOUSE JOINT RESOLUTION 4223, Vote For 1</b>					
Approved		345	78.95%	0 0.00%	345 78.95%
Rejected		92	21.05%	0 0.00%	92 21.05%
	Cast Votes:	437	92.98%	0 0.00%	437 92.98%
	Over Votes:	0	0.00%	0 0.00%	0 0.00%
	Under Votes:	33	7.02%	0 0.00%	33 7.02%
<b>PROPOSITION NO. 1 Emergency Medical Services Levy (Skagit County Medic 1), Vote For 1</b>					
Yes		267	60.68%	0 0.00%	267 60.68%
No		173	39.32%	0 0.00%	173 39.32%
	Cast Votes:	440	93.62%	0 0.00%	440 93.62%
	Over Votes:	0	0.00%	0 0.00%	0 0.00%
	Under Votes:	30	6.38%	0 0.00%	30 6.38%
<b>UNITED STATES SENATOR, Vote For 1</b>					
DEM	Maria Cantwell	234	50.32%	0 0.00%	234 50.32%
REP	Mike McGavick	203	43.66%	0 0.00%	203 43.66%
LIB	Bruce Guthrie	4	0.86%	0 0.00%	4 0.86%
IND	Robin Adair	10	2.15%	0 0.00%	10 2.15%
GRE	Aaron Dixon	14	3.01%	0 0.00%	14 3.01%
	Cast Votes:	465	98.94%	0 0.00%	465 98.94%
	Over Votes:	0	0.00%	0 0.00%	0 0.00%
	Under Votes:	5	1.06%	0 0.00%	5 1.06%



200611290246  
Skagit County Auditor

11/29/2006 Page 78 of 584 2:34PM

Precinct Report — Official

PRIMARY ELECTION — SKAGIT COUNTY WASHINGTON 2006 GENERAL ELECTION — November 07, 2006

Total Number of Voters : 41,641 of 59,998 = 69.40%

Precincts Reporting 118 of 118 = 100.00%

Party	Candidate	Early		Election		Total	
<b>Precinct 116 (Ballots Cast: 470)</b>							
<b>UNITED STATES REPRESENTATIVE DISTRICT #2, Vote For 1</b>							
DEM	Rick Larsen	283	62.20%	0	0.00%	283	62.20%
REP	Doug Roulstone	172	37.80%	0	0.00%	172	37.80%
Cast Votes:		455	96.81%	0	0.00%	455	96.81%
Over Votes:		0	0.00%	0	0.00%	0	0.00%
Under Votes:		15	3.19%	0	0.00%	15	3.19%
<b>STATE REPRESENTATIVE DISTRICT #39 POSITION #1, Vote For 1</b>							
DEM	Scott Olson	228	51.47%	0	0.00%	228	51.47%
REP	Dan Kristiansen	215	48.53%	0	0.00%	215	48.53%
Cast Votes:		443	94.26%	0	0.00%	443	94.26%
Over Votes:		0	0.00%	0	0.00%	0	0.00%
Under Votes:		27	5.74%	0	0.00%	27	5.74%
<b>STATE REPRESENTATIVE DISTRICT #39 POSITION #2, Vote For 1</b>							
REP	Kirk Pearson	310	100.00%	0	0.00%	310	100.00%
Cast Votes:		310	65.96%	0	0.00%	310	65.96%
Over Votes:		0	0.00%	0	0.00%	0	0.00%
Under Votes:		160	34.04%	0	0.00%	160	34.04%
<b>SKAGIT COUNTY ASSESSOR, Vote For 1</b>							
REP	Mark Leander	319	100.00%	0	0.00%	319	100.00%
Cast Votes:		319	67.87%	0	0.00%	319	67.87%
Over Votes:		0	0.00%	0	0.00%	0	0.00%
Under Votes:		151	32.13%	0	0.00%	151	32.13%
<b>SKAGIT COUNTY AUDITOR, Vote For 1</b>							
DEM	Jeanne Youngquist	239	53.35%	0	0.00%	239	53.35%
REP	Norma Hickok-Brummett	209	46.65%	0	0.00%	209	46.65%
Cast Votes:		448	95.32%	0	0.00%	448	95.32%
Over Votes:		0	0.00%	0	0.00%	0	0.00%
Under Votes:		22	4.68%	0	0.00%	22	4.68%
<b>SKAGIT COUNTY CLERK, Vote For 1</b>							
DEM	Nancy Scott	327	100.00%	0	0.00%	327	100.00%
Cast Votes:		327	69.57%	0	0.00%	327	69.57%
Over Votes:		0	0.00%	0	0.00%	0	0.00%
Under Votes:		143	30.43%	0	0.00%	143	30.43%



200611290246

Skagit County Auditor

Precinct Report — Official

PRIMARY ELECTION — SKAGIT COUNTY WASHINGTON 2006 GENERAL ELECTION — November 07, 2006

Page 63 of 568

11/29/2006 12:46 PM

Precincts Reporting 118 of 118 = 100.00%

Total Number of Voters : 41,641 of 59,998 = 69.40%

Party	Candidate	Early	Election	Total	
<b>Precinct 116 (Ballots Cast: 470)</b>					
<b>SKAGIT COUNTY COMMISSIONER DISTRICT 3, Vote For 1</b>					
DEM	Sharon D. Dillon	236	52.21%	0 0.00%	236 52.21%
REP	Ted W. Anderson	216	47.79%	0 0.00%	216 47.79%
	Cast Votes:	452	96.17%	0 0.00%	452 96.17%
	Over Votes:	0	0.00%	0 0.00%	0 0.00%
	Under Votes:	18	3.83%	0 0.00%	18 3.83%
<b>SKAGIT COUNTY CORONER, Vote For 1</b>					
DEM	Daniel Dempsey	336	100.00%	0 0.00%	336 100.00%
	Cast Votes:	336	71.49%	0 0.00%	336 71.49%
	Over Votes:	0	0.00%	0 0.00%	0 0.00%
	Under Votes:	134	28.51%	0 0.00%	134 28.51%
<b>SKAGIT COUNTY PROSECUTING ATTORNEY, Vote For 1</b>					
DEM	Rich Weyrich	275	61.80%	0 0.00%	275 61.80%
REP	Tom Seguire	170	38.20%	0 0.00%	170 38.20%
	Cast Votes:	445	94.68%	0 0.00%	445 94.68%
	Over Votes:	0	0.00%	0 0.00%	0 0.00%
	Under Votes:	25	5.32%	0 0.00%	25 5.32%
<b>SKAGIT COUNTY SHERIFF, Vote For 1</b>					
DEM	Rick Grimstead	233	52.13%	0 0.00%	233 52.13%
REP	Dave Corrion	214	47.87%	0 0.00%	214 47.87%
	Cast Votes:	447	95.11%	0 0.00%	447 95.11%
	Over Votes:	0	0.00%	0 0.00%	0 0.00%
	Under Votes:	23	4.89%	0 0.00%	23 4.89%
<b>SKAGIT COUNTY TREASURER, Vote For 1</b>					
REP	Katie Jungquist	334	100.00%	0 0.00%	334 100.00%
	Cast Votes:	334	71.06%	0 0.00%	334 71.06%
	Over Votes:	0	0.00%	0 0.00%	0 0.00%
	Under Votes:	136	28.94%	0 0.00%	136 28.94%
<b>STATE SUPREME COURT JUSTICE POSITION #2, Vote For 1</b>					
	Susan Owens	235	58.90%	0 0.00%	235 58.90%
	Stephen Johnson	164	41.10%	0 0.00%	164 41.10%
	Cast Votes:	399	84.89%	0 0.00%	399 84.89%
	Over Votes:	0	0.00%	0 0.00%	0 0.00%
	Under Votes:	71	15.11%	0 0.00%	71 15.11%



200611290246  
 Skagit County Auditor  
 11/29/2006 Page 80 of 584 2:34PM



Precinct Report — Official

PRIMARY ELECTION — SKAGIT COUNTY WASHINGTON 2006 GENERAL ELECTION — November 07, 2006

Total Number of Voters : 41,641 of 59,998 = 69.40%

Precincts Reporting 118 of 118 = 100.00%

Party	Candidate	Early	Election	Total
<b>Precinct 116 (Ballots Cast: 470)</b>				
<b>STATE SUPREME COURT JUSTICE POSITION #8, Vote For 1</b>				
	Gerry L. Alexander	292 100.00%	0 0.00%	292 100.00%
	Cast Votes:	292 62.13%	0 0.00%	292 62.13%
	Over Votes:	0 0.00%	0 0.00%	0 0.00%
	Under Votes:	178 37.87%	0 0.00%	178 37.87%
<b>STATE SUPREME COURT JUSTICE POSITION #9, Vote For 1</b>				
	Tom Chambers	287 100.00%	0 0.00%	287 100.00%
	Cast Votes:	287 61.06%	0 0.00%	287 61.06%
	Over Votes:	0 0.00%	0 0.00%	0 0.00%
	Under Votes:	183 38.94%	0 0.00%	183 38.94%
<b>COURT OF APPEALS DIVISION I DISTRICT #3 POSITION #1, Vote For 1</b>				
	Mary Kay Becker	297 100.00%	0 0.00%	297 100.00%
	Cast Votes:	297 63.19%	0 0.00%	297 63.19%
	Over Votes:	0 0.00%	0 0.00%	0 0.00%
	Under Votes:	173 36.81%	0 0.00%	173 36.81%
<b>DISTRICT COURT JUDGE POSITION 1, Vote For 1</b>				
	Warren M. Gilbert	211 55.38%	0 0.00%	211 55.38%
	Colleen Kenimond	170 44.62%	0 0.00%	170 44.62%
	Cast Votes:	381 81.06%	0 0.00%	381 81.06%
	Over Votes:	0 0.00%	0 0.00%	0 0.00%
	Under Votes:	89 18.94%	0 0.00%	89 18.94%
<b>DISTRICT COURT JUDGE POSITION 2, Vote For 1</b>				
	David A. Svaren	294 100.00%	0 0.00%	294 100.00%
	Cast Votes:	294 62.55%	0 0.00%	294 62.55%
	Over Votes:	0 0.00%	0 0.00%	0 0.00%
	Under Votes:	176 37.45%	0 0.00%	176 37.45%
<b>PUBLIC UTILITY DISTRICT COMMISSIONER NO. 2, Vote For 1</b>				
	Robbie Robertson	177 54.80%	0 0.00%	177 54.80%
	Michael C. Newman	146 45.20%	0 0.00%	146 45.20%
	Cast Votes:	323 68.72%	0 0.00%	323 68.72%
	Over Votes:	0 0.00%	0 0.00%	0 0.00%
	Under Votes:	147 31.28%	0 0.00%	147 31.28%



200611290246

Skagit County Auditor

Precinct Report — Official

PRIMARY ELECTION — SKAGIT COUNTY WASHINGTON 2006 GENERAL ELECTION — November 07, 2006

Page 65 of 568

11/29/2006 12:46 PM

Total Number of Voters : 41,641 of 59,998 = 69.40%

Precincts Reporting 118 of 118 = 100.00%

Party	Candidate	Early	Election	Total
<b>Precinct 116 (Ballots Cast: 470)</b>				
SKAGIT COUNTY BOARD OF COMMISSIONERS PROPOSITION NO. 2 FLUORIDATION ADVISORY MEASURE, Vote For 1				
Yes		187 42.40%	0 0.00%	187 42.40%
No		254 57.60%	0 0.00%	254 57.60%
	Cast Votes:	441 93.83%	0 0.00%	441 93.83%
	Over Votes:	0 0.00%	0 0.00%	0 0.00%
	Under Votes:	29 6.17%	0 0.00%	29 6.17%



200611290246  
Skagit County Auditor

11/29/2006 Page 82 of 584 2:34PM

Precinct Report — Official

PRIMARY ELECTION — SKAGIT COUNTY WASHINGTON 2006 GENERAL ELECTION — November 07, 2006

Total Number of Voters : 41,641 of 59,998 = 69.40%

Precincts Reporting 118 of 118 = 100.00%

Party	Candidate	Early	Election	Total
-------	-----------	-------	----------	-------

Precinct 117 (Ballots Cast: 215)

<b>INITIATIVE MEASURE NO. 920, Vote For 1</b>					
Yes		108	53.20%	0 0.00%	108 53.20%
No		95	46.80%	0 0.00%	95 46.80%
	Cast Votes:	203	94.42%	0 0.00%	203 94.42%
	Over Votes:	0	0.00%	0 0.00%	0 0.00%
	Under Votes:	12	5.58%	0 0.00%	12 5.58%
<b>INITIATIVE MEASURE NO. 933, Vote For 1</b>					
Yes		88	41.90%	0 0.00%	88 41.90%
No		122	58.10%	0 0.00%	122 58.10%
	Cast Votes:	210	97.67%	0 0.00%	210 97.67%
	Over Votes:	0	0.00%	0 0.00%	0 0.00%
	Under Votes:	5	2.33%	0 0.00%	5 2.33%
<b>INITIATIVE MEASURE NO. 937, Vote For 1</b>					
Yes		65	32.34%	0 0.00%	65 32.34%
No		136	67.66%	0 0.00%	136 67.66%
	Cast Votes:	201	93.49%	0 0.00%	201 93.49%
	Over Votes:	0	0.00%	0 0.00%	0 0.00%
	Under Votes:	14	6.51%	0 0.00%	14 6.51%
<b>HOUSE JOINT RESOLUTION 4223, Vote For 1</b>					
Approved		183	89.27%	0 0.00%	183 89.27%
Rejected		22	10.73%	0 0.00%	22 10.73%
	Cast Votes:	205	95.35%	0 0.00%	205 95.35%
	Over Votes:	0	0.00%	0 0.00%	0 0.00%
	Under Votes:	10	4.65%	0 0.00%	10 4.65%
<b>PROPOSITION NO. 1 Emergency Medical Services Levy (Skagit County Medic 1), Vote For 1</b>					
Yes		136	66.67%	0 0.00%	136 66.67%
No		68	33.33%	0 0.00%	68 33.33%
	Cast Votes:	204	94.88%	0 0.00%	204 94.88%
	Over Votes:	0	0.00%	0 0.00%	0 0.00%
	Under Votes:	11	5.12%	0 0.00%	11 5.12%
<b>UNITED STATES SENATOR, Vote For 1</b>					
DEM	Maria Cantwell	71	33.97%	0 0.00%	71 33.97%
REP	Mike McGavick	132	63.16%	0 0.00%	132 63.16%
LIB	Bruce Guthrie	5	2.39%	0 0.00%	5 2.39%
IND	Robin Adair	0	0.00%	0 0.00%	0 0.00%
GRE	Aaron Dixon	1	0.48%	0 0.00%	1 0.48%
	Cast Votes:	209	97.21%	0 0.00%	209 97.21%
	Over Votes:	0	0.00%	0 0.00%	0 0.00%
	Under Votes:	6	2.79%	0 0.00%	6 2.79%

11/29/2006 Page 83 of 584 2:34PM

200611290246  
Skagit County Auditor



Precinct Report — Official

PRIMARY ELECTION — SKAGIT COUNTY WASHINGTON 2006 GENERAL ELECTION — November 07, 2006

Total Number of Voters : 41,641 of 59,998 = 69.40%

Party	Candidate	Early	Election	Total
<b>Precinct 117 (Ballots Cast: 215)</b>				
<b>UNITED STATES REPRESENTATIVE DISTRICT #2, Vote For 1</b>				
DEM	Rick Larsen	98	46.45%	98 46.45%
REP	Doug Roulstone	113	53.55%	113 53.55%
	<b>Cast Votes:</b>	211	98.14%	211 98.14%
	<b>Over Votes:</b>	0	0.00%	0 0.00%
	<b>Under Votes:</b>	4	1.86%	4 1.86%
<b>STATE REPRESENTATIVE DISTRICT #10 POSITION #1, Vote For 1</b>				
REP	Chris Strow	162	100.00%	162 100.00%
	<b>Cast Votes:</b>	162	75.35%	162 75.35%
	<b>Over Votes:</b>	0	0.00%	0 0.00%
	<b>Under Votes:</b>	53	24.65%	53 24.65%
<b>STATE REPRESENTATIVE DISTRICT #10 POSITION #2, Vote For 1</b>				
DEM	Tim Knue	85	41.06%	85 41.06%
REP	Barbara Bailey	122	58.94%	122 58.94%
	<b>Cast Votes:</b>	207	96.28%	207 96.28%
	<b>Over Votes:</b>	0	0.00%	0 0.00%
	<b>Under Votes:</b>	8	3.72%	8 3.72%
<b>SKAGIT COUNTY ASSESSOR, Vote For 1</b>				
REP	Mark Leander	173	100.00%	173 100.00%
	<b>Cast Votes:</b>	173	80.47%	173 80.47%
	<b>Over Votes:</b>	0	0.00%	0 0.00%
	<b>Under Votes:</b>	42	19.53%	42 19.53%
<b>SKAGIT COUNTY AUDITOR, Vote For 1</b>				
DEM	Jeanne Youngquist	75	36.76%	75 36.76%
REP	Norma Hickok-Brummett	129	63.24%	129 63.24%
	<b>Cast Votes:</b>	204	94.88%	204 94.88%
	<b>Over Votes:</b>	0	0.00%	0 0.00%
	<b>Under Votes:</b>	11	5.12%	11 5.12%
<b>SKAGIT COUNTY CLERK, Vote For 1</b>				
DEM	Nancy Scott	159	100.00%	159 100.00%
	<b>Cast Votes:</b>	159	73.95%	159 73.95%
	<b>Over Votes:</b>	0	0.00%	0 0.00%
	<b>Under Votes:</b>	56	26.05%	56 26.05%



200611290246  
Skagit County Auditor

Precinct Report — Official

PRIMARY ELECTION — SKAGIT COUNTY WASHINGTON 2006 GENERAL ELECTION — November 07, 2006

Page 68 of 568

11/29/2006 12:46 PM

Total Number of Voters : 41,641 of 59,998 = 69.40%

Precincts Reporting 118 of 118 = 100.00%

Party	Candidate	Early	Election	Total
<b>Precinct 117 (Ballots Cast: 215)</b>				
<b>SKAGIT COUNTY COMMISSIONER DISTRICT 3, Vote For 1</b>				
DEM	Sharon D. Dillon	88 42.51%	0 0.00%	88 42.51%
REP	Ted W. Anderson	119 57.49%	0 0.00%	119 57.49%
	Cast Votes:	207 96.28%	0 0.00%	207 96.28%
	Over Votes:	0 0.00%	0 0.00%	0 0.00%
	Under Votes:	8 3.72%	0 0.00%	8 3.72%
<b>SKAGIT COUNTY CORONER, Vote For 1</b>				
DEM	Daniel Dempsey	152 100.00%	0 0.00%	152 100.00%
	Cast Votes:	152 70.70%	0 0.00%	152 70.70%
	Over Votes:	0 0.00%	0 0.00%	0 0.00%
	Under Votes:	63 29.30%	0 0.00%	63 29.30%
<b>SKAGIT COUNTY PROSECUTING ATTORNEY, Vote For 1</b>				
DEM	Rich Weyrich	97 46.86%	0 0.00%	97 46.86%
REP	Tom Seguiné	110 53.14%	0 0.00%	110 53.14%
	Cast Votes:	207 96.28%	0 0.00%	207 96.28%
	Over Votes:	0 0.00%	0 0.00%	0 0.00%
	Under Votes:	8 3.72%	0 0.00%	8 3.72%
<b>SKAGIT COUNTY SHERIFF, Vote For 1</b>				
DEM	Rick Grimstead	108 50.94%	0 0.00%	108 50.94%
REP	Dave Corrion	104 49.06%	0 0.00%	104 49.06%
	Cast Votes:	212 98.60%	0 0.00%	212 98.60%
	Over Votes:	0 0.00%	0 0.00%	0 0.00%
	Under Votes:	3 1.40%	0 0.00%	3 1.40%
<b>SKAGIT COUNTY TREASURER, Vote For 1</b>				
REP	Katie Jungquist	171 100.00%	0 0.00%	171 100.00%
	Cast Votes:	171 79.53%	0 0.00%	171 79.53%
	Over Votes:	0 0.00%	0 0.00%	0 0.00%
	Under Votes:	44 20.47%	0 0.00%	44 20.47%
<b>STATE SUPREME COURT JUSTICE POSITION #2, Vote For 1</b>				
	Susan Owens	79 43.41%	0 0.00%	79 43.41%
	Stephen Johnson	103 56.59%	0 0.00%	103 56.59%
	Cast Votes:	182 84.65%	0 0.00%	182 84.65%
	Over Votes:	0 0.00%	0 0.00%	0 0.00%
	Under Votes:	33 15.35%	0 0.00%	33 15.35%



200611290246

Skagit County Auditor

Precinct Report — Official

PRIMARY ELECTION — SKAGIT COUNTY WASHINGTON 2006 GENERAL ELECTION — November 07, 2006

Page 69 of 568

11/29/2006 12:46 PM

Total Number of Voters : 41,641 of 59,998 = 69.40%

Precincts Reporting 118 of 118 = 100.00%

Party	Candidate	Early	Election	Total
<b>Precinct 117 (Ballots Cast: 215)</b>				
<b>STATE SUPREME COURT JUSTICE POSITION #8, Vote For 1</b>				
	Gerry L. Alexander	135 100.00%	0 0.00%	135 100.00%
	Cast Votes:	135 62.79%	0 0.00%	135 62.79%
	Over Votes:	0 0.00%	0 0.00%	0 0.00%
	Under Votes:	80 37.21%	0 0.00%	80 37.21%
<b>STATE SUPREME COURT JUSTICE POSITION #9, Vote For 1</b>				
	Tom Chambers	133 100.00%	0 0.00%	133 100.00%
	Cast Votes:	133 61.86%	0 0.00%	133 61.86%
	Over Votes:	0 0.00%	0 0.00%	0 0.00%
	Under Votes:	82 38.14%	0 0.00%	82 38.14%
<b>COURT OF APPEALS DIVISION I DISTRICT #3 POSITION #1, Vote For 1</b>				
	Mary Kay Becker	137 100.00%	0 0.00%	137 100.00%
	Cast Votes:	137 63.72%	0 0.00%	137 63.72%
	Over Votes:	0 0.00%	0 0.00%	0 0.00%
	Under Votes:	78 36.28%	0 0.00%	78 36.28%
<b>DISTRICT COURT JUDGE POSITION 1, Vote For 1</b>				
	Warren M. Gilbert	117 63.59%	0 0.00%	117 63.59%
	Colleen Kenimond	67 36.41%	0 0.00%	67 36.41%
	Cast Votes:	184 85.58%	0 0.00%	184 85.58%
	Over Votes:	0 0.00%	0 0.00%	0 0.00%
	Under Votes:	31 14.42%	0 0.00%	31 14.42%
<b>DISTRICT COURT JUDGE POSITION 2, Vote For 1</b>				
	David A. Svaren	144 100.00%	0 0.00%	144 100.00%
	Cast Votes:	144 66.98%	0 0.00%	144 66.98%
	Over Votes:	0 0.00%	0 0.00%	0 0.00%
	Under Votes:	71 33.02%	0 0.00%	71 33.02%
<b>PUBLIC UTILITY DISTRICT COMMISSIONER NO. 2, Vote For 1</b>				
	Robbie Robertson	93 58.13%	0 0.00%	93 58.13%
	Michael C. Newman	67 41.88%	0 0.00%	67 41.88%
	Cast Votes:	160 74.42%	0 0.00%	160 74.42%
	Over Votes:	0 0.00%	0 0.00%	0 0.00%
	Under Votes:	55 25.58%	0 0.00%	55 25.58%



200611290246

Skagit County Auditor

11/29/2006 Page 86 of 584 2:34PM

Precinct Report — Official

PRIMARY ELECTION — SKAGIT COUNTY WASHINGTON 2006 GENERAL ELECTION — November 07, 2006

Page 70 of 568

11/29/2006 12:46 PM

Total Number of Voters : 41,641 of 59,998 = 69.40%

Precincts Reporting 118 of 118 = 100.00%

Party	Candidate	Early	Election	Total
<b>Precinct 117 (Ballots Cast: 215)</b>				
<b>SKAGIT TRANSIT SYSTEM (SKAT) ANNEXATION OF VOTER PRECINCT 117 COUNTRY CLUB, Vote For 1</b>				
Yes		139 67.15%	0 0.00%	139 67.15%
No		68 32.85%	0 0.00%	68 32.85%
	Cast Votes:	207 96.28%	0 0.00%	207 96.28%
	Over Votes:	0 0.00%	0 0.00%	0 0.00%
	Under Votes:	8 3.72%	0 0.00%	8 3.72%
<b>SKAGIT COUNTY BOARD OF COMMISSIONERS PROPOSITION NO. 2 FLUORIDATION ADVISORY MEASURE, Vote For 1</b>				
Yes		145 70.05%	0 0.00%	145 70.05%
No		62 29.95%	0 0.00%	62 29.95%
	Cast Votes:	207 96.28%	0 0.00%	207 96.28%
	Over Votes:	0 0.00%	0 0.00%	0 0.00%
	Under Votes:	8 3.72%	0 0.00%	8 3.72%

11/29/2006 Page 87 of 584 2:34PM  
 Skagit County Auditor  
 200611290246

Precinct Report — Official

PRIMARY ELECTION — SKAGIT COUNTY WASHINGTON 2006 GENERAL ELECTION — November 07, 2006

Page 71 of 568

11/29/2006 12:46 PM

Total Number of Voters : 41,641 of 59,998 = 69.40%

Precincts Reporting 118 of 118 = 100.00%

Party	Candidate	Early	Election	Total
<b>Precinct 118 (Ballots Cast: 210)</b>				
<b>INITIATIVE MEASURE NO. 920, Vote For 1</b>				
	Yes	62	30.85%	62 30.85%
	No	139	69.15%	139 69.15%
	<b>Cast Votes:</b>	<b>201</b>	<b>95.71%</b>	<b>201 95.71%</b>
	<b>Over Votes:</b>	<b>0</b>	<b>0.00%</b>	<b>0 0.00%</b>
	<b>Under Votes:</b>	<b>9</b>	<b>4.29%</b>	<b>9 4.29%</b>
<b>INITIATIVE MEASURE NO. 933, Vote For 1</b>				
	Yes	63	31.03%	63 31.03%
	No	140	68.97%	140 68.97%
	<b>Cast Votes:</b>	<b>203</b>	<b>96.67%</b>	<b>203 96.67%</b>
	<b>Over Votes:</b>	<b>0</b>	<b>0.00%</b>	<b>0 0.00%</b>
	<b>Under Votes:</b>	<b>7</b>	<b>3.33%</b>	<b>7 3.33%</b>
<b>INITIATIVE MEASURE NO. 937, Vote For 1</b>				
	Yes	90	45.00%	90 45.00%
	No	110	55.00%	110 55.00%
	<b>Cast Votes:</b>	<b>200</b>	<b>95.24%</b>	<b>200 95.24%</b>
	<b>Over Votes:</b>	<b>0</b>	<b>0.00%</b>	<b>0 0.00%</b>
	<b>Under Votes:</b>	<b>10</b>	<b>4.76%</b>	<b>10 4.76%</b>
<b>HOUSE JOINT RESOLUTION 4223, Vote For 1</b>				
	Approved	144	74.23%	144 74.23%
	Rejected	50	25.77%	50 25.77%
	<b>Cast Votes:</b>	<b>194</b>	<b>92.38%</b>	<b>194 92.38%</b>
	<b>Over Votes:</b>	<b>0</b>	<b>0.00%</b>	<b>0 0.00%</b>
	<b>Under Votes:</b>	<b>16</b>	<b>7.62%</b>	<b>16 7.62%</b>
<b>PROPOSITION NO. 1 Emergency Medical Services Levy (Skagit County Medic 1), Vote For 1</b>				
	Yes	122	61.62%	122 61.62%
	No	76	38.38%	76 38.38%
	<b>Cast Votes:</b>	<b>198</b>	<b>94.29%</b>	<b>198 94.29%</b>
	<b>Over Votes:</b>	<b>0</b>	<b>0.00%</b>	<b>0 0.00%</b>
	<b>Under Votes:</b>	<b>12</b>	<b>5.71%</b>	<b>12 5.71%</b>
<b>UNITED STATES SENATOR, Vote For 1</b>				
DEM	Maria Cantwell	124	59.33%	124 59.33%
REP	Mike McGavick	81	38.76%	81 38.76%
LIB	Bruce Guthrie	2	0.96%	2 0.96%
IND	Robin Adair	0	0.00%	0 0.00%
GRE	Aaron Dixon	2	0.96%	2 0.96%
	<b>Cast Votes:</b>	<b>209</b>	<b>99.52%</b>	<b>209 99.52%</b>
	<b>Over Votes:</b>	<b>0</b>	<b>0.00%</b>	<b>0 0.00%</b>
	<b>Under Votes:</b>	<b>1</b>	<b>0.48%</b>	<b>1 0.48%</b>



200611290246  
 Skagit County Auditor  
 11/29/2006 Page 88 of 584 2:34PM



Precinct Report — Official

PRIMARY ELECTION — SKAGIT COUNTY WASHINGTON 2006 GENERAL ELECTION — November 07, 2006

Page 72 of 568

11/29/2006 12:46 PM

Total Number of Voters : 41,641 of 59,998 = 69.40%

Precincts Reporting 118 of 118 = 100.00%

Party	Candidate	Early	Election	Total	
<b>Precinct 118 (Ballots Cast: 210)</b>					
<b>UNITED STATES REPRESENTATIVE DISTRICT #2, Vote For 1</b>					
DEM	Rick Larsen	144	70.59%	0 0.00%	144 70.59%
REP	Doug Roulstone	60	29.41%	0 0.00%	60 29.41%
	Cast Votes:	204	97.14%	0 0.00%	204 97.14%
	Over Votes:	0	0.00%	0 0.00%	0 0.00%
	Under Votes:	6	2.86%	0 0.00%	6 2.86%
<b>STATE REPRESENTATIVE DISTRICT #10 POSITION #1, Vote For 1</b>					
REP	Chris Strow	122	100.00%	0 0.00%	122 100.00%
	Cast Votes:	122	58.10%	0 0.00%	122 58.10%
	Over Votes:	0	0.00%	0 0.00%	0 0.00%
	Under Votes:	88	41.90%	0 0.00%	88 41.90%
<b>STATE REPRESENTATIVE DISTRICT #10 POSITION #2, Vote For 1</b>					
DEM	Tim Knue	114	56.44%	0 0.00%	114 56.44%
REP	Barbara Bailey	88	43.56%	0 0.00%	88 43.56%
	Cast Votes:	202	96.19%	0 0.00%	202 96.19%
	Over Votes:	0	0.00%	0 0.00%	0 0.00%
	Under Votes:	8	3.81%	0 0.00%	8 3.81%
<b>SKAGIT COUNTY ASSESSOR, Vote For 1</b>					
REP	Mark Leander	130	100.00%	0 0.00%	130 100.00%
	Cast Votes:	130	61.90%	0 0.00%	130 61.90%
	Over Votes:	0	0.00%	0 0.00%	0 0.00%
	Under Votes:	80	38.10%	0 0.00%	80 38.10%
<b>SKAGIT COUNTY AUDITOR, Vote For 1</b>					
DEM	Jeanne Youngquist	120	60.61%	0 0.00%	120 60.61%
REP	Norma Hickok-Brummett	78	39.39%	0 0.00%	78 39.39%
	Cast Votes:	198	94.29%	0 0.00%	198 94.29%
	Over Votes:	0	0.00%	0 0.00%	0 0.00%
	Under Votes:	12	5.71%	0 0.00%	12 5.71%
<b>SKAGIT COUNTY CLERK, Vote For 1</b>					
DEM	Nancy Scott	150	100.00%	0 0.00%	150 100.00%
	Cast Votes:	150	71.43%	0 0.00%	150 71.43%
	Over Votes:	0	0.00%	0 0.00%	0 0.00%
	Under Votes:	60	28.57%	0 0.00%	60 28.57%



200611290246

Skagit County Auditor

Precinct Report — Official

PRIMARY ELECTION — SKAGIT COUNTY WASHINGTON 2006 GENERAL ELECTION — November 07, 2006

Page 73 of 568

11/29/2006 12:46 PM

Total Number of Voters : 41,641 of 59,998 = 69.40%

Precincts Reporting 118 of 118 = 100.00%

Party	Candidate	Early		Election		Total	
<b>Precinct 118 (Ballots Cast: 210)</b>							
<b>SKAGIT COUNTY COMMISSIONER DISTRICT 3, Vote For 1</b>							
DEM	Sharon D. Dillon	113	58.85%	0	0.00%	113	58.85%
REP	Ted W. Anderson	79	41.15%	0	0.00%	79	41.15%
	Cast Votes:	192	91.43%	0	0.00%	192	91.43%
	Over Votes:	0	0.00%	0	0.00%	0	0.00%
	Under Votes:	18	8.57%	0	0.00%	18	8.57%
<b>SKAGIT COUNTY CORONER, Vote For 1</b>							
DEM	Daniel Dempsey	141	100.00%	0	0.00%	141	100.00%
	Cast Votes:	141	67.14%	0	0.00%	141	67.14%
	Over Votes:	0	0.00%	0	0.00%	0	0.00%
	Under Votes:	69	32.86%	0	0.00%	69	32.86%
<b>SKAGIT COUNTY PROSECUTING ATTORNEY, Vote For 1</b>							
DEM	Rich Weyrich	128	67.37%	0	0.00%	128	67.37%
REP	Tom Seguire	62	32.63%	0	0.00%	62	32.63%
	Cast Votes:	190	90.48%	0	0.00%	190	90.48%
	Over Votes:	0	0.00%	0	0.00%	0	0.00%
	Under Votes:	20	9.52%	0	0.00%	20	9.52%
<b>SKAGIT COUNTY SHERIFF, Vote For 1</b>							
DEM	Rick Grimstead	101	52.33%	0	0.00%	101	52.33%
REP	Dave Corrian	92	47.67%	0	0.00%	92	47.67%
	Cast Votes:	193	91.90%	0	0.00%	193	91.90%
	Over Votes:	0	0.00%	0	0.00%	0	0.00%
	Under Votes:	17	8.10%	0	0.00%	17	8.10%
<b>SKAGIT COUNTY TREASURER, Vote For 1</b>							
REP	Katie Jungquist	136	100.00%	0	0.00%	136	100.00%
	Cast Votes:	136	64.76%	0	0.00%	136	64.76%
	Over Votes:	0	0.00%	0	0.00%	0	0.00%
	Under Votes:	74	35.24%	0	0.00%	74	35.24%
<b>STATE SUPREME COURT JUSTICE POSITION #2, Vote For 1</b>							
	Susan Owens	100	60.61%	0	0.00%	100	60.61%
	Stephen Johnson	65	39.39%	0	0.00%	65	39.39%
	Cast Votes:	165	78.57%	0	0.00%	165	78.57%
	Over Votes:	0	0.00%	0	0.00%	0	0.00%
	Under Votes:	45	21.43%	0	0.00%	45	21.43%



200611290246  
Skagit County Auditor

**Precinct Report — Official**

**PRIMARY ELECTION — SKAGIT COUNTY WASHINGTON 2006 GENERAL ELECTION — November 07, 2006**

Page 74 of 568

11/29/2006 12:46 PM

Total Number of Voters : 41,641 of 59,998 = 69.40%

Precincts Reporting 118 of 118 = 100.00%

Party	Candidate	Early	Election	Total	
<b>Precinct 118 (Ballots Cast: 210)</b>					
<b>STATE SUPREME COURT JUSTICE POSITION #8, Vote For 1</b>					
	Gerry L. Alexander	117	100.00%	0 0.00%	117 100.00%
	Cast Votes:	117	55.71%	0 0.00%	117 55.71%
	Over Votes:	0	0.00%	0 0.00%	0 0.00%
	Under Votes:	93	44.29%	0 0.00%	93 44.29%
<b>STATE SUPREME COURT JUSTICE POSITION #9, Vote For 1</b>					
	Tom Chambers	118	100.00%	0 0.00%	118 100.00%
	Cast Votes:	118	56.19%	0 0.00%	118 56.19%
	Over Votes:	0	0.00%	0 0.00%	0 0.00%
	Under Votes:	92	43.81%	0 0.00%	92 43.81%
<b>COURT OF APPEALS DIVISION I DISTRICT #3 POSITION #1, Vote For 1</b>					
	Mary Kay Becker	121	100.00%	0 0.00%	121 100.00%
	Cast Votes:	121	57.62%	0 0.00%	121 57.62%
	Over Votes:	0	0.00%	0 0.00%	0 0.00%
	Under Votes:	89	42.38%	0 0.00%	89 42.38%
<b>DISTRICT COURT JUDGE POSITION 1, Vote For 1</b>					
	Warren M. Gilbert	107	62.21%	0 0.00%	107 62.21%
	Colleen Kenimond	65	37.79%	0 0.00%	65 37.79%
	Cast Votes:	172	81.90%	0 0.00%	172 81.90%
	Over Votes:	0	0.00%	0 0.00%	0 0.00%
	Under Votes:	38	18.10%	0 0.00%	38 18.10%
<b>DISTRICT COURT JUDGE POSITION 2, Vote For 1</b>					
	David A. Svaren	121	100.00%	0 0.00%	121 100.00%
	Cast Votes:	121	57.62%	0 0.00%	121 57.62%
	Over Votes:	0	0.00%	0 0.00%	0 0.00%
	Under Votes:	89	42.38%	0 0.00%	89 42.38%
<b>PUBLIC UTILITY DISTRICT COMMISSIONER NO. 2, Vote For 1</b>					
	Robbie Robertson	93	63.27%	0 0.00%	93 63.27%
	Michael C. Newman	54	36.73%	0 0.00%	54 36.73%
	Cast Votes:	147	70.00%	0 0.00%	147 70.00%
	Over Votes:	0	0.00%	0 0.00%	0 0.00%
	Under Votes:	63	30.00%	0 0.00%	63 30.00%



200611290246  
Skagit County Auditor

Precinct Report — Official

PRIMARY ELECTION — SKAGIT COUNTY WASHINGTON 2006 GENERAL ELECTION — November 07, 2006

Page 75 of 568

11/29/2006 12:46 PM

Total Number of Voters : 41,641 of 59,998 = 69.40%

Precincts Reporting 118 of 118 = 100.00%

Party	Candidate	Early	Election	Total
-------	-----------	-------	----------	-------

Precinct 118 (Ballots Cast: 210)

SKAGIT COUNTY BOARD OF COMMISSIONERS PROPOSITION NO. 2 FLUORIDATION ADVISORY MEASURE, Vote For 1

Yes	87	44.62%	0	0.00%	87	44.62%
No	108	55.38%	0	0.00%	108	55.38%
Cast Votes:	195	92.86%	0	0.00%	195	92.86%
Over Votes:	0	0.00%	0	0.00%	0	0.00%
Under Votes:	15	7.14%	0	0.00%	15	7.14%



200611290246  
Skagit County Auditor

Precinct Report — Official

PRIMARY ELECTION — SKAGIT COUNTY WASHINGTON 2006 GENERAL ELECTION — November 07, 2006


Total Number of Voters : 41,641 of 59,998 = 69.40%

Precincts Reporting 118 of 118 = 100.00%

Party	Candidate	Early	Election	Total
<b>Precinct 119 (Ballots Cast: 810)</b>				
<b>INITIATIVE MEASURE NO. 920, Vote For 1</b>				
	Yes	314 39.80%	0 0.00%	314 39.80%
	No	475 60.20%	0 0.00%	475 60.20%
	Cast Votes:	789 97.41%	0 0.00%	789 97.41%
	Over Votes:	0 0.00%	0 0.00%	0 0.00%
	Under Votes:	21 2.59%	0 0.00%	21 2.59%
<b>INITIATIVE MEASURE NO. 933, Vote For 1</b>				
	Yes	223 28.12%	0 0.00%	223 28.12%
	No	570 71.88%	0 0.00%	570 71.88%
	Cast Votes:	793 97.90%	0 0.00%	793 97.90%
	Over Votes:	0 0.00%	0 0.00%	0 0.00%
	Under Votes:	17 2.10%	0 0.00%	17 2.10%
<b>INITIATIVE MEASURE NO. 937, Vote For 1</b>				
	Yes	362 47.01%	0 0.00%	362 47.01%
	No	408 52.99%	0 0.00%	408 52.99%
	Cast Votes:	770 95.06%	0 0.00%	770 95.06%
	Over Votes:	0 0.00%	0 0.00%	0 0.00%
	Under Votes:	40 4.94%	0 0.00%	40 4.94%
<b>HOUSE JOINT RESOLUTION 4223, Vote For 1</b>				
	Approved	630 83.00%	0 0.00%	630 83.00%
	Rejected	129 17.00%	0 0.00%	129 17.00%
	Cast Votes:	759 93.70%	0 0.00%	759 93.70%
	Over Votes:	0 0.00%	0 0.00%	0 0.00%
	Under Votes:	51 6.30%	0 0.00%	51 6.30%
<b>PROPOSITION NO. 1 Emergency Medical Services Levy (Skagit County Medic 1), Vote For 1</b>				
	Yes	567 74.12%	0 0.00%	567 74.12%
	No	198 25.88%	0 0.00%	198 25.88%
	Cast Votes:	765 94.44%	0 0.00%	765 94.44%
	Over Votes:	0 0.00%	0 0.00%	0 0.00%
	Under Votes:	45 5.56%	0 0.00%	45 5.56%
<b>UNITED STATES SENATOR, Vote For 1</b>				
DEM	Maria Cantwell	427 53.38%	0 0.00%	427 53.38%
REP	Mike McGavick	352 44.00%	0 0.00%	352 44.00%
LIB	Bruce Guthrie	11 1.38%	0 0.00%	11 1.38%
IND	Robin Adair	3 0.38%	0 0.00%	3 0.38%
GRE	Aaron Dixon	7 0.88%	0 0.00%	7 0.88%
	Cast Votes:	800 98.77%	0 0.00%	800 98.77%
	Over Votes:	0 0.00%	0 0.00%	0 0.00%
	Under Votes:	10 1.23%	0 0.00%	10 1.23%

11/29/2006 Page 93 of 584 2:34PM

Skagit County Auditor  
200611290246



Precinct Report — Official

PRIMARY ELECTION — SKAGIT COUNTY WASHINGTON 2006 GENERAL ELECTION — November 07, 2006

Page 77 of 568

11/29/2006 12:46 PM

Total Number of Voters : 41,641 of 59,998 = 69.40%

Precincts Reporting 118 of 118 = 100.00%

Party	Candidate	Early	Election	Total	
<b>Precinct 119 (Ballots Cast: 810)</b>					
<b>UNITED STATES REPRESENTATIVE DISTRICT #2, Vote For 1</b>					
DEM	Rick Larsen	512	64.40%	0 0.00%	512 64.40%
REP	Doug Roulstone	283	35.60%	0 0.00%	283 35.60%
	<b>Cast Votes:</b>	795	98.15%	0 0.00%	795 98.15%
	<b>Over Votes:</b>	0	0.00%	0 0.00%	0 0.00%
	<b>Under Votes:</b>	15	1.85%	0 0.00%	15 1.85%
<b>STATE REPRESENTATIVE DISTRICT #10 POSITION #1, Vote For 1</b>					
REP	Chris Strow	500	100.00%	0 0.00%	500 100.00%
	<b>Cast Votes:</b>	500	61.73%	0 0.00%	500 61.73%
	<b>Over Votes:</b>	0	0.00%	0 0.00%	0 0.00%
	<b>Under Votes:</b>	310	38.27%	0 0.00%	310 38.27%
<b>STATE REPRESENTATIVE DISTRICT #10 POSITION #2, Vote For 1</b>					
DEM	Tim Knue	377	48.71%	0 0.00%	377 48.71%
REP	Barbara Bailey	397	51.29%	0 0.00%	397 51.29%
	<b>Cast Votes:</b>	774	95.56%	0 0.00%	774 95.56%
	<b>Over Votes:</b>	0	0.00%	0 0.00%	0 0.00%
	<b>Under Votes:</b>	36	4.44%	0 0.00%	36 4.44%
<b>SKAGIT COUNTY ASSESSOR, Vote For 1</b>					
REP	Mark Leander	494	100.00%	0 0.00%	494 100.00%
	<b>Cast Votes:</b>	494	60.99%	0 0.00%	494 60.99%
	<b>Over Votes:</b>	0	0.00%	0 0.00%	0 0.00%
	<b>Under Votes:</b>	316	39.01%	0 0.00%	316 39.01%
<b>SKAGIT COUNTY AUDITOR, Vote For 1</b>					
DEM	Jeanne Youngquist	418	55.29%	0 0.00%	418 55.29%
REP	Norma Hickok-Brummett	338	44.71%	0 0.00%	338 44.71%
	<b>Cast Votes:</b>	756	93.33%	0 0.00%	756 93.33%
	<b>Over Votes:</b>	0	0.00%	0 0.00%	0 0.00%
	<b>Under Votes:</b>	54	6.67%	0 0.00%	54 6.67%
<b>SKAGIT COUNTY CLERK, Vote For 1</b>					
DEM	Nancy Scott	571	100.00%	0 0.00%	571 100.00%
	<b>Cast Votes:</b>	571	70.49%	0 0.00%	571 70.49%
	<b>Over Votes:</b>	0	0.00%	0 0.00%	0 0.00%
	<b>Under Votes:</b>	239	29.51%	0 0.00%	239 29.51%



200611290246  
Skagit County Auditor

11/29/2006 Page 94 of 584 2:34PM

**Precinct Report — Official**

**PRIMARY ELECTION — SKAGIT COUNTY WASHINGTON 2006 GENERAL ELECTION — November 07, 2006**

Page 78 of 568

11/29/2006 12:46 PM

Total Number of Voters : 41,641 of 59,998 = 69.40%

Precincts Reporting 118 of 118 = 100.00%

Party	Candidate	Early	Election	Total
<b>Precinct 119 (Ballots Cast: 810)</b>				
<b>SKAGIT COUNTY COMMISSIONER DISTRICT 3, Vote For 1</b>				
DEM	Sharon D. Dillon	471	60.93%	471 60.93%
REP	Ted W. Anderson	302	39.07%	302 39.07%
	Cast Votes:	773	95.43%	773 95.43%
	Over Votes:	0	0.00%	0 0.00%
	Under Votes:	37	4.57%	37 4.57%
<b>SKAGIT COUNTY CORONER, Vote For 1</b>				
DEM	Daniel Dempsey	560	100.00%	560 100.00%
	Cast Votes:	560	69.14%	560 69.14%
	Over Votes:	0	0.00%	0 0.00%
	Under Votes:	250	30.86%	250 30.86%
<b>SKAGIT COUNTY PROSECUTING ATTORNEY, Vote For 1</b>				
DEM	Rich Weyrich	421	55.47%	421 55.47%
REP	Tom Seguin	338	44.53%	338 44.53%
	Cast Votes:	759	93.70%	759 93.70%
	Over Votes:	0	0.00%	0 0.00%
	Under Votes:	51	6.30%	51 6.30%
<b>SKAGIT COUNTY SHERIFF, Vote For 1</b>				
DEM	Rick Grimstead	395	52.39%	395 52.39%
REP	Dave Corrión	359	47.61%	359 47.61%
	Cast Votes:	754	93.09%	754 93.09%
	Over Votes:	0	0.00%	0 0.00%
	Under Votes:	56	6.91%	56 6.91%
<b>SKAGIT COUNTY TREASURER, Vote For 1</b>				
REP	Katie Jungquist	523	100.00%	523 100.00%
	Cast Votes:	523	64.57%	523 64.57%
	Over Votes:	0	0.00%	0 0.00%
	Under Votes:	287	35.43%	287 35.43%
<b>STATE SUPREME COURT JUSTICE POSITION #2, Vote For 1</b>				
	Susan Owens	400	58.65%	400 58.65%
	Stephen Johnson	282	41.35%	282 41.35%
	Cast Votes:	682	84.20%	682 84.20%
	Over Votes:	1	0.12%	1 0.12%
	Under Votes:	127	15.68%	127 15.68%



200611290246  
Skagit County Auditor

Precinct Report — Official

PRIMARY ELECTION — SKAGIT COUNTY WASHINGTON 2006 GENERAL ELECTION — November 07, 2006


Page 79 of 568

11/29/2006 12:46 PM

Total Number of Voters : 41,641 of 59,998 = 69.40%

Precincts Reporting 118 of 118 = 100.00%

Party	Candidate	Early	Election	Total
<b>Precinct 119 (Ballots Cast: 810)</b>				
<b>STATE SUPREME COURT JUSTICE POSITION #8, Vote For 1</b>				
	Gerry L. Alexander	508 100.00%	0 0.00%	508 100.00%
	Cast Votes:	508 62.72%	0 0.00%	508 62.72%
	Over Votes:	0 0.00%	0 0.00%	0 0.00%
	Under Votes:	302 37.28%	0 0.00%	302 37.28%
<b>STATE SUPREME COURT JUSTICE POSITION #9, Vote For 1</b>				
	Tom Chambers	503 100.00%	0 0.00%	503 100.00%
	Cast Votes:	503 62.10%	0 0.00%	503 62.10%
	Over Votes:	0 0.00%	0 0.00%	0 0.00%
	Under Votes:	307 37.90%	0 0.00%	307 37.90%
<b>COURT OF APPEALS DIVISION I DISTRICT #3 POSITION #1, Vote For 1</b>				
	Mary Kay Becker	506 100.00%	0 0.00%	506 100.00%
	Cast Votes:	506 62.47%	0 0.00%	506 62.47%
	Over Votes:	0 0.00%	0 0.00%	0 0.00%
	Under Votes:	304 37.53%	0 0.00%	304 37.53%
<b>DISTRICT COURT JUDGE POSITION 1, Vote For 1</b>				
	Warren M. Gilbert	359 58.56%	0 0.00%	359 58.56%
	Colleen Kenimond	254 41.44%	0 0.00%	254 41.44%
	Cast Votes:	613 75.68%	0 0.00%	613 75.68%
	Over Votes:	0 0.00%	0 0.00%	0 0.00%
	Under Votes:	197 24.32%	0 0.00%	197 24.32%
<b>DISTRICT COURT JUDGE POSITION 2, Vote For 1</b>				
	David A. Svaren	459 100.00%	0 0.00%	459 100.00%
	Cast Votes:	459 56.67%	0 0.00%	459 56.67%
	Over Votes:	0 0.00%	0 0.00%	0 0.00%
	Under Votes:	351 43.33%	0 0.00%	351 43.33%
<b>PUBLIC UTILITY DISTRICT COMMISSIONER NO. 2, Vote For 1</b>				
	Robbie Robertson	259 55.22%	0 0.00%	259 55.22%
	Michael C. Newman	210 44.78%	0 0.00%	210 44.78%
	Cast Votes:	469 57.90%	0 0.00%	469 57.90%
	Over Votes:	0 0.00%	0 0.00%	0 0.00%
	Under Votes:	341 42.10%	0 0.00%	341 42.10%


 200611290246  
 Skagit County Auditor  
 11/29/2006 Page 96 of 584 2:34PM



Precinct Report — Official

PRIMARY ELECTION — SKAGIT COUNTY WASHINGTON 2006 GENERAL ELECTION — November 07, 2006

Total Number of Voters : 41,641 of 59,998 = 69.40%

Precincts Reporting 118 of 118 = 100.00%

Party	Candidate	Early	Election	Total
<b>Precinct 119 (Ballots Cast: 810)</b>				
FIDALGO POOL & FITNESS CENTER DISTRICT MAINTENANCE AND OPERATION LEVY, Vote For 1				
Yes		487 62.36%	0 0.00%	487 62.36%
No		294 37.64%	0 0.00%	294 37.64%
	Cast Votes:	781 96.42%	0 0.00%	781 96.42%
	Over Votes:	0 0.00%	0 0.00%	0 0.00%
	Under Votes:	29 3.58%	0 0.00%	29 3.58%



Precinct Report — Official

PRIMARY ELECTION — SKAGIT COUNTY WASHINGTON 2006 GENERAL ELECTION — November 07, 2006

Total Number of Voters : 41,641 of 59,998 = 69.40%

Precincts Reporting 118 of 118 = 100.00%

Party	Candidate	Early	Election	Total
<b>Precinct 120 (Ballots Cast: 35)</b>				
<b>INITIATIVE MEASURE NO. 920, Vote For 1</b>				
	Yes	16 47.06%	0 0.00%	16 47.06%
	No	18 52.94%	0 0.00%	18 52.94%
	Cast Votes:	34 97.14%	0 0.00%	34 97.14%
	Over Votes:	0 0.00%	0 0.00%	0 0.00%
	Under Votes:	1 2.86%	0 0.00%	1 2.86%
<b>INITIATIVE MEASURE NO. 933, Vote For 1</b>				
	Yes	12 35.29%	0 0.00%	12 35.29%
	No	22 64.71%	0 0.00%	22 64.71%
	Cast Votes:	34 97.14%	0 0.00%	34 97.14%
	Over Votes:	0 0.00%	0 0.00%	0 0.00%
	Under Votes:	1 2.86%	0 0.00%	1 2.86%
<b>INITIATIVE MEASURE NO. 937, Vote For 1</b>				
	Yes	9 26.47%	0 0.00%	9 26.47%
	No	25 73.53%	0 0.00%	25 73.53%
	Cast Votes:	34 97.14%	0 0.00%	34 97.14%
	Over Votes:	0 0.00%	0 0.00%	0 0.00%
	Under Votes:	1 2.86%	0 0.00%	1 2.86%
<b>HOUSE JOINT RESOLUTION 4223, Vote For 1</b>				
	Approved	29 90.63%	0 0.00%	29 90.63%
	Rejected	3 9.38%	0 0.00%	3 9.38%
	Cast Votes:	32 91.43%	0 0.00%	32 91.43%
	Over Votes:	0 0.00%	0 0.00%	0 0.00%
	Under Votes:	3 8.57%	0 0.00%	3 8.57%
<b>PROPOSITION NO. 1 Emergency Medical Services Levy (Skagit County Medic 1), Vote For 1</b>				
	Yes	17 50.00%	0 0.00%	17 50.00%
	No	17 50.00%	0 0.00%	17 50.00%
	Cast Votes:	34 97.14%	0 0.00%	34 97.14%
	Over Votes:	0 0.00%	0 0.00%	0 0.00%
	Under Votes:	1 2.86%	0 0.00%	1 2.86%
<b>UNITED STATES SENATOR, Vote For 1</b>				
DEM	Maria Cantwell	9 25.71%	0 0.00%	9 25.71%
REP	Mike McGavick	24 68.57%	0 0.00%	24 68.57%
LIB	Bruce Guthrie	1 2.86%	0 0.00%	1 2.86%
IND	Robin Adair	1 2.86%	0 0.00%	1 2.86%
GRE	Aaron Dixon	0 0.00%	0 0.00%	0 0.00%
	Cast Votes:	35 100.00%	0 0.00%	35 100.00%
	Over Votes:	0 0.00%	0 0.00%	0 0.00%
	Under Votes:	0 0.00%	0 0.00%	0 0.00%



200611290246  
Skagit County Auditor

Precinct Report — Official

PRIMARY ELECTION — SKAGIT COUNTY WASHINGTON 2006 GENERAL ELECTION — November 07, 2006

Page 82 of 568

11/29/2006 12:46 PM

Total Number of Voters : 41,641 of 59,998 = 69.40%

Precincts Reporting 118 of 118 = 100.00%

Party	Candidate	Early	Election	Total
<b>Precinct 120 (Ballots Cast: 35)</b>				
<b>UNITED STATES REPRESENTATIVE DISTRICT #2, Vote For 1</b>				
DEM	Rick Larsen	18	51.43%	18
REP	Doug Roulstone	17	48.57%	17
Cast Votes:		35	100.00%	35
Over Votes:		0	0.00%	0
Under Votes:		0	0.00%	0
<b>STATE REPRESENTATIVE DISTRICT #40 POSITION #1, Vote For 1</b>				
DEM	Dave Quall	26	78.79%	26
REP	Yoshe Revelle	7	21.21%	7
Cast Votes:		33	94.29%	33
Over Votes:		0	0.00%	0
Under Votes:		2	5.71%	2
<b>STATE REPRESENTATIVE DISTRICT #40 POSITION #2, Vote For 1</b>				
DEM	Jeff Morris	32	100.00%	32
Cast Votes:		32	91.43%	32
Over Votes:		0	0.00%	0
Under Votes:		3	8.57%	3
<b>SKAGIT COUNTY ASSESSOR, Vote For 1</b>				
REP	Mark Leander	31	100.00%	31
Cast Votes:		31	88.57%	31
Over Votes:		0	0.00%	0
Under Votes:		4	11.43%	4
<b>SKAGIT COUNTY AUDITOR, Vote For 1</b>				
DEM	Jeanne Youngquist	13	38.24%	13
REP	Norma Hickok-Brummett	21	61.76%	21
Cast Votes:		34	97.14%	34
Over Votes:		0	0.00%	0
Under Votes:		1	2.86%	1
<b>SKAGIT COUNTY CLERK, Vote For 1</b>				
DEM	Nancy Scott	32	100.00%	32
Cast Votes:		32	91.43%	32
Over Votes:		0	0.00%	0
Under Votes:		3	8.57%	3



200611290246  
Skagit County Auditor

Precinct Report — Official

PRIMARY ELECTION — SKAGIT COUNTY WASHINGTON 2006 GENERAL ELECTION — November 07, 2006

Page 83 of 568

11/29/2006 12:46 PM

Total Number of Voters : 41,641 of 59,998 = 69.40%

Precincts Reporting 118 of 118 = 100.00%

Party	Candidate	Early	Election	Total		
<b>Precinct 120 (Ballots Cast: 35)</b>						
<b>SKAGIT COUNTY COMMISSIONER DISTRICT 3, Vote For 1</b>						
DEM	Sharon D. Dillon	19	54.29%	0 0.00%	19	54.29%
REP	Ted W. Anderson	16	45.71%	0 0.00%	16	45.71%
	Cast Votes:	35	100.00%	0 0.00%	35	100.00%
	Over Votes:	0	0.00%	0 0.00%	0	0.00%
	Under Votes:	0	0.00%	0 0.00%	0	0.00%
<b>SKAGIT COUNTY CORONER, Vote For 1</b>						
DEM	Daniel Dempsey	31	100.00%	0 0.00%	31	100.00%
	Cast Votes:	31	88.57%	0 0.00%	31	88.57%
	Over Votes:	0	0.00%	0 0.00%	0	0.00%
	Under Votes:	4	11.43%	0 0.00%	4	11.43%
<b>SKAGIT COUNTY PROSECUTING ATTORNEY, Vote For 1</b>						
DEM	Rich Weyrich	14	40.00%	0 0.00%	14	40.00%
REP	Tom Seguire	21	60.00%	0 0.00%	21	60.00%
	Cast Votes:	35	100.00%	0 0.00%	35	100.00%
	Over Votes:	0	0.00%	0 0.00%	0	0.00%
	Under Votes:	0	0.00%	0 0.00%	0	0.00%
<b>SKAGIT COUNTY SHERIFF, Vote For 1</b>						
DEM	Rick Grimstead	11	31.43%	0 0.00%	11	31.43%
REP	Dave Corrion	24	68.57%	0 0.00%	24	68.57%
	Cast Votes:	35	100.00%	0 0.00%	35	100.00%
	Over Votes:	0	0.00%	0 0.00%	0	0.00%
	Under Votes:	0	0.00%	0 0.00%	0	0.00%
<b>SKAGIT COUNTY TREASURER, Vote For 1</b>						
REP	Katie Jungquist	31	100.00%	0 0.00%	31	100.00%
	Cast Votes:	31	88.57%	0 0.00%	31	88.57%
	Over Votes:	0	0.00%	0 0.00%	0	0.00%
	Under Votes:	4	11.43%	0 0.00%	4	11.43%
<b>STATE SUPREME COURT JUSTICE POSITION #2, Vote For 1</b>						
	Susan Owens	14	43.75%	0 0.00%	14	43.75%
	Stephen Johnson	18	56.25%	0 0.00%	18	56.25%
	Cast Votes:	32	91.43%	0 0.00%	32	91.43%
	Over Votes:	0	0.00%	0 0.00%	0	0.00%
	Under Votes:	3	8.57%	0 0.00%	3	8.57%



200611290246  
Skagit County Auditor

11/29/2006 Page 100 of 584 2:34PM

Precinct Report — Official

PRIMARY ELECTION — SKAGIT COUNTY WASHINGTON 2006 GENERAL ELECTION — November 07, 2006

Page 84 of 568

11/29/2006 12:46 PM

Total Number of Voters : 41,641 of 59,998 = 69.40%

Precincts Reporting 118 of 118 = 100.00%

Party	Candidate	Early	Election	Total
<b>Precinct 120 (Ballots Cast: 35)</b>				
<b>STATE SUPREME COURT JUSTICE POSITION #8, Vote For 1</b>				
	Gerry L. Alexander	28 100.00%	0 0.00%	28 100.00%
	Cast Votes:	28 80.00%	0 0.00%	28 80.00%
	Over Votes:	0 0.00%	0 0.00%	0 0.00%
	Under Votes:	7 20.00%	0 0.00%	7 20.00%
<b>STATE SUPREME COURT JUSTICE POSITION #9, Vote For 1</b>				
	Tom Chambers	26 100.00%	0 0.00%	26 100.00%
	Cast Votes:	26 74.29%	0 0.00%	26 74.29%
	Over Votes:	0 0.00%	0 0.00%	0 0.00%
	Under Votes:	9 25.71%	0 0.00%	9 25.71%
<b>COURT OF APPEALS DIVISION I DISTRICT #3 POSITION #1, Vote For 1</b>				
	Mary Kay Becker	27 100.00%	0 0.00%	27 100.00%
	Cast Votes:	27 77.14%	0 0.00%	27 77.14%
	Over Votes:	0 0.00%	0 0.00%	0 0.00%
	Under Votes:	8 22.86%	0 0.00%	8 22.86%
<b>DISTRICT COURT JUDGE POSITION 1, Vote For 1</b>				
	Warren M. Gilbert	19 59.38%	0 0.00%	19 59.38%
	Colleen Kenimond	13 40.63%	0 0.00%	13 40.63%
	Cast Votes:	32 91.43%	0 0.00%	32 91.43%
	Over Votes:	0 0.00%	0 0.00%	0 0.00%
	Under Votes:	3 8.57%	0 0.00%	3 8.57%
<b>DISTRICT COURT JUDGE POSITION 2, Vote For 1</b>				
	David A. Svaren	28 100.00%	0 0.00%	28 100.00%
	Cast Votes:	28 80.00%	0 0.00%	28 80.00%
	Over Votes:	0 0.00%	0 0.00%	0 0.00%
	Under Votes:	7 20.00%	0 0.00%	7 20.00%
<b>PUBLIC UTILITY DISTRICT COMMISSIONER NO. 2, Vote For 1</b>				
	Robbie Robertson	10 32.26%	0 0.00%	10 32.26%
	Michael C. Newman	21 67.74%	0 0.00%	21 67.74%
	Cast Votes:	31 88.57%	0 0.00%	31 88.57%
	Over Votes:	0 0.00%	0 0.00%	0 0.00%
	Under Votes:	4 11.43%	0 0.00%	4 11.43%



200611290246

Skagit County Auditor

Precinct Report — Official

PRIMARY ELECTION — SKAGIT COUNTY WASHINGTON 2006 GENERAL ELECTION — November 07, 2006

Page 85 of 568

11/29/2006 12:46 PM

Total Number of Voters : 41,641 of 59,998 = 69.40%

Precincts Reporting 118 of 118 = 100.00%

Party	Candidate	Early	Election	Total
-------	-----------	-------	----------	-------

Precinct 120 (Ballots Cast: 35)

SKAGIT COUNTY BOARD OF COMMISSIONERS PROPOSITION NO. 2 FLUORIDATION ADVISORY MEASURE, Vote For 1

Yes	16	47.06%	0	0.00%	16	47.06%
No	18	52.94%	0	0.00%	18	52.94%
Cast Votes:	34	97.14%	0	0.00%	34	97.14%
Over Votes:	0	0.00%	0	0.00%	0	0.00%
Under Votes:	1	2.86%	0	0.00%	1	2.86%



200611290246  
Skagit County Auditor

Precinct Report — Official


PRIMARY ELECTION — SKAGIT COUNTY WASHINGTON 2006 GENERAL ELECTION — November 07, 2006

Total Number of Voters : 41,641 of 59,998 = 69.40%

Precincts Reporting 118 of 118 = 100.00%

Party	Candidate	Early	Election	Total
<b>Precinct 121 (Ballots Cast: 200)</b>				
<b>INITIATIVE MEASURE NO. 920, Vote For 1</b>				
	Yes	61 31.12%	0 0.00%	61 31.12%
	No	135 68.88%	0 0.00%	135 68.88%
	Cast Votes:	196 98.00%	0 0.00%	196 98.00%
	Over Votes:	0 0.00%	0 0.00%	0 0.00%
	Under Votes:	4 2.00%	0 0.00%	4 2.00%
<b>INITIATIVE MEASURE NO. 933, Vote For 1</b>				
	Yes	53 26.77%	0 0.00%	53 26.77%
	No	145 73.23%	0 0.00%	145 73.23%
	Cast Votes:	198 99.00%	0 0.00%	198 99.00%
	Over Votes:	0 0.00%	0 0.00%	0 0.00%
	Under Votes:	2 1.00%	0 0.00%	2 1.00%
<b>INITIATIVE MEASURE NO. 937, Vote For 1</b>				
	Yes	90 47.12%	0 0.00%	90 47.12%
	No	101 52.88%	0 0.00%	101 52.88%
	Cast Votes:	191 95.50%	0 0.00%	191 95.50%
	Over Votes:	0 0.00%	0 0.00%	0 0.00%
	Under Votes:	9 4.50%	0 0.00%	9 4.50%
<b>HOUSE JOINT RESOLUTION 4223, Vote For 1</b>				
	Approved	171 90.00%	0 0.00%	171 90.00%
	Rejected	19 10.00%	0 0.00%	19 10.00%
	Cast Votes:	190 95.00%	0 0.00%	190 95.00%
	Over Votes:	0 0.00%	0 0.00%	0 0.00%
	Under Votes:	10 5.00%	0 0.00%	10 5.00%
<b>PROPOSITION NO. 1 Emergency Medical Services Levy (Skagit County Medic 1), Vote For 1</b>				
	Yes	132 72.53%	0 0.00%	132 72.53%
	No	50 27.47%	0 0.00%	50 27.47%
	Cast Votes:	182 91.00%	0 0.00%	182 91.00%
	Over Votes:	0 0.00%	0 0.00%	0 0.00%
	Under Votes:	18 9.00%	0 0.00%	18 9.00%
<b>UNITED STATES SENATOR, Vote For 1</b>				
DEM	Maria Cantwell	115 58.38%	0 0.00%	115 58.38%
REP	Mike McGavick	65 32.99%	0 0.00%	65 32.99%
LIB	Bruce Guthrie	9 4.57%	0 0.00%	9 4.57%
IND	Robin Adair	3 1.52%	0 0.00%	3 1.52%
GRE	Aaron Dixon	5 2.54%	0 0.00%	5 2.54%
	Cast Votes:	197 98.50%	0 0.00%	197 98.50%
	Over Votes:	0 0.00%	0 0.00%	0 0.00%
	Under Votes:	3 1.50%	0 0.00%	3 1.50%

11/29/2006 Page 103 of 584 2:34PM



Precinct Report — Official

PRIMARY ELECTION — SKAGIT COUNTY WASHINGTON 2006 GENERAL ELECTION — November 07, 2006

Page 87 of 568

11/29/2006 12:46 PM

Total Number of Voters : 41,641 of 59,998 = 69.40%

Precincts Reporting 118 of 118 = 100.00%

Party	Candidate	Early	Election	Total
-------	-----------	-------	----------	-------

Precinct 121 (Ballots Cast: 200)

UNITED STATES REPRESENTATIVE DISTRICT #2, Vote For 1

DEM	Rick Larsen	157	80.51%	0	0.00%	157	80.51%
REP	Doug Roulstone	38	19.49%	0	0.00%	38	19.49%
Cast Votes:		195	97.50%	0	0.00%	195	97.50%
Over Votes:		0	0.00%	0	0.00%	0	0.00%
Under Votes:		5	2.50%	0	0.00%	5	2.50%

STATE REPRESENTATIVE DISTRICT #10 POSITION #1, Vote For 1

REP	Chris Strow	124	100.00%	0	0.00%	124	100.00%
Cast Votes:		124	62.00%	0	0.00%	124	62.00%
Over Votes:		0	0.00%	0	0.00%	0	0.00%
Under Votes:		76	38.00%	0	0.00%	76	38.00%

STATE REPRESENTATIVE DISTRICT #10 POSITION #2, Vote For 1

DEM	Tim Khue	122	63.21%	0	0.00%	122	63.21%
REP	Barbara Bailey	71	36.79%	0	0.00%	71	36.79%
Cast Votes:		193	96.50%	0	0.00%	193	96.50%
Over Votes:		0	0.00%	0	0.00%	0	0.00%
Under Votes:		7	3.50%	0	0.00%	7	3.50%

SKAGIT COUNTY ASSESSOR, Vote For 1


REP	Mark Leander	140	100.00%	0	0.00%	140	100.00%
Cast Votes:		140	70.00%	0	0.00%	140	70.00%
Over Votes:		0	0.00%	0	0.00%	0	0.00%
Under Votes:		60	30.00%	0	0.00%	60	30.00%

SKAGIT COUNTY AUDITOR, Vote For 1

DEM	Jeanne Youngquist	116	60.42%	0	0.00%	116	60.42%
REP	Norma Hickok-Brummett	76	39.58%	0	0.00%	76	39.58%
Cast Votes:		192	96.00%	0	0.00%	192	96.00%
Over Votes:		0	0.00%	0	0.00%	0	0.00%
Under Votes:		8	4.00%	0	0.00%	8	4.00%

SKAGIT COUNTY CLERK, Vote For 1

DEM	Nancy Scott	153	100.00%	0	0.00%	153	100.00%
Cast Votes:		153	76.50%	0	0.00%	153	76.50%
Over Votes:		0	0.00%	0	0.00%	0	0.00%
Under Votes:		47	23.50%	0	0.00%	47	23.50%



200611290246  
Skagit County Auditor



**Precinct Report — Official**

**PRIMARY ELECTION — SKAGIT COUNTY WASHINGTON 2006 GENERAL ELECTION — November 07, 2006**

Page 88 of 568

11/29/2006 12:46 PM

Total Number of Voters : 41,641 of 59,998 = 69.40%

Precincts Reporting 118 of 118 = 100.00%

Party	Candidate	Early	Election	Total	
<b>Precinct 121 (Ballots Cast: 200)</b>					
<b>SKAGIT COUNTY COMMISSIONER DISTRICT 3, Vote For 1</b>					
DEM	Sharon D. Dillon	130	67.71%	0 0.00%	130 67.71%
REP	Ted W. Anderson	62	32.29%	0 0.00%	62 32.29%
	<b>Cast Votes:</b>	192	96.00%	0 0.00%	192 96.00%
	<b>Over Votes:</b>	0	0.00%	0 0.00%	0 0.00%
	<b>Under Votes:</b>	8	4.00%	0 0.00%	8 4.00%
<b>SKAGIT COUNTY CORONER, Vote For 1</b>					
DEM	Daniel Dempsey	154	100.00%	0 0.00%	154 100.00%
	<b>Cast Votes:</b>	154	77.00%	0 0.00%	154 77.00%
	<b>Over Votes:</b>	0	0.00%	0 0.00%	0 0.00%
	<b>Under Votes:</b>	46	23.00%	0 0.00%	46 23.00%
<b>SKAGIT COUNTY PROSECUTING ATTORNEY, Vote For 1</b>					
DEM	Rich Weyrich	126	67.74%	0 0.00%	126 67.74%
REP	Tom Seguine	60	32.26%	0 0.00%	60 32.26%
	<b>Cast Votes:</b>	186	93.00%	0 0.00%	186 93.00%
	<b>Over Votes:</b>	0	0.00%	0 0.00%	0 0.00%
	<b>Under Votes:</b>	14	7.00%	0 0.00%	14 7.00%
<b>SKAGIT COUNTY SHERIFF, Vote For 1</b>					
DEM	Rick Grimstead	91	49.46%	0 0.00%	91 49.46%
REP	Dave Corrion	93	50.54%	0 0.00%	93 50.54%
	<b>Cast Votes:</b>	184	92.00%	0 0.00%	184 92.00%
	<b>Over Votes:</b>	0	0.00%	0 0.00%	0 0.00%
	<b>Under Votes:</b>	16	8.00%	0 0.00%	16 8.00%
<b>SKAGIT COUNTY TREASURER, Vote For 1</b>					
REP	Katie Jungquist	147	100.00%	0 0.00%	147 100.00%
	<b>Cast Votes:</b>	147	73.50%	0 0.00%	147 73.50%
	<b>Over Votes:</b>	0	0.00%	0 0.00%	0 0.00%
	<b>Under Votes:</b>	53	26.50%	0 0.00%	53 26.50%
<b>STATE SUPREME COURT JUSTICE POSITION #2, Vote For 1</b>					
	Susan Owens	119	68.39%	0 0.00%	119 68.39%
	Stephen Johnson	55	31.61%	0 0.00%	55 31.61%
	<b>Cast Votes:</b>	174	87.00%	0 0.00%	174 87.00%
	<b>Over Votes:</b>	0	0.00%	0 0.00%	0 0.00%
	<b>Under Votes:</b>	26	13.00%	0 0.00%	26 13.00%



200611290246

Skagit County Auditor

Precinct Report — Official

PRIMARY ELECTION — SKAGIT COUNTY WASHINGTON 2006 GENERAL ELECTION — November 07, 2006

Total Number of Voters : 41,641 of 59,998 = 69.40%

Precincts Reporting 118 of 118 = 100.00%

Party	Candidate	Early	Election	Total
<b>Precinct 121 (Ballots Cast: 200)</b>				
<b>STATE SUPREME COURT JUSTICE POSITION #8, Vote For 1</b>				
	Gerry L. Alexander	138 100.00%	0 0.00%	138 100.00%
	Cast Votes:	138 69.00%	0 0.00%	138 69.00%
	Over Votes:	0 0.00%	0 0.00%	0 0.00%
	Under Votes:	62 31.00%	0 0.00%	62 31.00%
<b>STATE SUPREME COURT JUSTICE POSITION #9, Vote For 1</b>				
	Tom Chambers	129 100.00%	0 0.00%	129 100.00%
	Cast Votes:	129 64.50%	0 0.00%	129 64.50%
	Over Votes:	0 0.00%	0 0.00%	0 0.00%
	Under Votes:	71 35.50%	0 0.00%	71 35.50%
<b>COURT OF APPEALS DIVISION I DISTRICT #3 POSITION #1, Vote For 1</b>				
	Mary Kay Becker	133 100.00%	0 0.00%	133 100.00%
	Cast Votes:	133 66.50%	0 0.00%	133 66.50%
	Over Votes:	0 0.00%	0 0.00%	0 0.00%
	Under Votes:	67 33.50%	0 0.00%	67 33.50%
<b>DISTRICT COURT JUDGE POSITION 1, Vote For 1</b>				
	Warren M. Gilbert	105 60.00%	0 0.00%	105 60.00%
	Colleen Kenimond	70 40.00%	0 0.00%	70 40.00%
	Cast Votes:	175 87.50%	0 0.00%	175 87.50%
	Over Votes:	0 0.00%	0 0.00%	0 0.00%
	Under Votes:	25 12.50%	0 0.00%	25 12.50%
<b>DISTRICT COURT JUDGE POSITION 2, Vote For 1</b>				
	David A. Svaren	123 100.00%	0 0.00%	123 100.00%
	Cast Votes:	123 61.50%	0 0.00%	123 61.50%
	Over Votes:	0 0.00%	0 0.00%	0 0.00%
	Under Votes:	77 38.50%	0 0.00%	77 38.50%
<b>PUBLIC UTILITY DISTRICT COMMISSIONER NO. 2, Vote For 1</b>				
	Robbie Robertson	87 58.39%	0 0.00%	87 58.39%
	Michael C. Newman	62 41.61%	0 0.00%	62 41.61%
	Cast Votes:	149 74.50%	0 0.00%	149 74.50%
	Over Votes:	0 0.00%	0 0.00%	0 0.00%
	Under Votes:	51 25.50%	0 0.00%	51 25.50%



200611290246  
Skagit County Auditor

**Precinct Report — Official**

**PRIMARY ELECTION — SKAGIT COUNTY WASHINGTON 2006 GENERAL ELECTION — November 07, 2006**

Page 90 of 568


11/29/2006 12:46 PM

Total Number of Voters : 41,641 of 59,998 = 69.40%

Precincts Reporting 118 of 118 = 100.00%

Party	Candidate	Early	Election	Total
<b>Precinct 121 (Ballots Cast: 200)</b>				
SKAGIT COUNTY BOARD OF COMMISSIONERS PROPOSITION NO. 2 FLUORIDATION ADVISORY MEASURE, Vote For 1				
Yes		111 59.04%	0 0.00%	111 59.04%
No		77 40.96%	0 0.00%	77 40.96%
	Cast Votes:	188 94.00%	0 0.00%	188 94.00%
	Over Votes:	0 0.00%	0 0.00%	0 0.00%
	Under Votes:	12 6.00%	0 0.00%	12 6.00%

11/29/2006 Page 107 of 584 2:34PM  
 Skagit County Auditor  
 200611290246



Precinct Report — Official

PRIMARY ELECTION — SKAGIT COUNTY WASHINGTON 2006 GENERAL ELECTION — November 07, 2006

Page 91 of 568

11/29/2006 12:46 PM

Total Number of Voters : 41,641 of 59,998 = 69.40%

Precincts Reporting 118 of 118 = 100.00%

Party	Candidate	Early	Election	Total
<b>Precinct 122 (Ballots Cast: 313)</b>				
<b>INITIATIVE MEASURE NO. 920, Vote For 1</b>				
	Yes	105 35.00%	0 0.00%	105 35.00%
	No	195 65.00%	0 0.00%	195 65.00%
	Cast Votes:	300 95.85%	0 0.00%	300 95.85%
	Over Votes:	0 0.00%	0 0.00%	0 0.00%
	Under Votes:	13 4.15%	0 0.00%	13 4.15%
<b>INITIATIVE MEASURE NO. 933, Vote For 1</b>				
	Yes	114 36.89%	0 0.00%	114 36.89%
	No	195 63.11%	0 0.00%	195 63.11%
	Cast Votes:	309 98.72%	0 0.00%	309 98.72%
	Over Votes:	0 0.00%	0 0.00%	0 0.00%
	Under Votes:	4 1.28%	0 0.00%	4 1.28%
<b>INITIATIVE MEASURE NO. 937, Vote For 1</b>				
	Yes	130 43.62%	0 0.00%	130 43.62%
	No	168 56.38%	0 0.00%	168 56.38%
	Cast Votes:	298 95.21%	0 0.00%	298 95.21%
	Over Votes:	0 0.00%	0 0.00%	0 0.00%
	Under Votes:	15 4.79%	0 0.00%	15 4.79%
<b>HOUSE JOINT RESOLUTION 4223, Vote For 1</b>				
	Approved	231 80.77%	0 0.00%	231 80.77%
	Rejected	55 19.23%	0 0.00%	55 19.23%
	Cast Votes:	286 91.37%	0 0.00%	286 91.37%
	Over Votes:	0 0.00%	0 0.00%	0 0.00%
	Under Votes:	27 8.63%	0 0.00%	27 8.63%
<b>PROPOSITION NO. 1 Emergency Medical Services Levy (Skagit County Medic 1), Vote For 1</b>				
	Yes	186 62.00%	0 0.00%	186 62.00%
	No	114 38.00%	0 0.00%	114 38.00%
	Cast Votes:	300 95.85%	0 0.00%	300 95.85%
	Over Votes:	0 0.00%	0 0.00%	0 0.00%
	Under Votes:	13 4.15%	0 0.00%	13 4.15%
<b>UNITED STATES SENATOR, Vote For 1</b>				
DEM	Maria Cantwell	153 49.84%	0 0.00%	153 49.84%
REP	Mike McGavick	145 47.23%	0 0.00%	145 47.23%
LIB	Bruce Guthrie	2 0.65%	0 0.00%	2 0.65%
IND	Robin Adair	2 0.65%	0 0.00%	2 0.65%
GRE	Aaron Dixon	5 1.63%	0 0.00%	5 1.63%
	Cast Votes:	307 98.08%	0 0.00%	307 98.08%
	Over Votes:	0 0.00%	0 0.00%	0 0.00%
	Under Votes:	6 1.92%	0 0.00%	6 1.92%



200611290246  
Skagit County Auditor

11/29/2006 Page 108 of 584 2:34PM

**Precinct Report — Official**

**PRIMARY ELECTION — SKAGIT COUNTY WASHINGTON 2006 GENERAL ELECTION — November 07, 2006**

Page 92 of 568

11/29/2006 12:46 PM

Total Number of Voters : 41,641 of 59,998 = 69.40%

Precincts Reporting 118 of 118 = 100.00%

Party	Candidate	Early	Election	Total
<b>Precinct 122 (Ballots Cast: 313)</b>				
<b>UNITED STATES REPRESENTATIVE DISTRICT #2, Vote For 1</b>				
DEM	Rick Larsen	200	64.72%	200 64.72%
REP	Doug Roulstone	109	35.28%	109 35.28%
	<b>Cast Votes:</b>	<b>309</b>	<b>98.72%</b>	<b>309 98.72%</b>
	<b>Over Votes:</b>	<b>0</b>	<b>0.00%</b>	<b>0 0.00%</b>
	<b>Under Votes:</b>	<b>4</b>	<b>1.28%</b>	<b>4 1.28%</b>
<b>STATE REPRESENTATIVE DISTRICT #40 POSITION #1, Vote For 1</b>				
DEM	Dave Quall	220	74.07%	220 74.07%
REP	Yoshe Revelle	77	25.93%	77 25.93%
	<b>Cast Votes:</b>	<b>297</b>	<b>94.89%</b>	<b>297 94.89%</b>
	<b>Over Votes:</b>	<b>0</b>	<b>0.00%</b>	<b>0 0.00%</b>
	<b>Under Votes:</b>	<b>16</b>	<b>5.11%</b>	<b>16 5.11%</b>
<b>STATE REPRESENTATIVE DISTRICT #40 POSITION #2, Vote For 1</b>				
DEM	Jeff Morris	227	100.00%	227 100.00%
	<b>Cast Votes:</b>	<b>227</b>	<b>72.52%</b>	<b>227 72.52%</b>
	<b>Over Votes:</b>	<b>0</b>	<b>0.00%</b>	<b>0 0.00%</b>
	<b>Under Votes:</b>	<b>86</b>	<b>27.48%</b>	<b>86 27.48%</b>
<b>SKAGIT COUNTY ASSESSOR, Vote For 1</b>				
REP	Mark Leander	229	100.00%	229 100.00%
	<b>Cast Votes:</b>	<b>229</b>	<b>73.16%</b>	<b>229 73.16%</b>
	<b>Over Votes:</b>	<b>0</b>	<b>0.00%</b>	<b>0 0.00%</b>
	<b>Under Votes:</b>	<b>84</b>	<b>26.84%</b>	<b>84 26.84%</b>
<b>SKAGIT COUNTY AUDITOR, Vote For 1</b>				
DEM	Jeanne Youngquist	189	62.38%	189 62.38%
REP	Norma Hickok-Brummett	114	37.62%	114 37.62%
	<b>Cast Votes:</b>	<b>303</b>	<b>96.81%</b>	<b>303 96.81%</b>
	<b>Over Votes:</b>	<b>0</b>	<b>0.00%</b>	<b>0 0.00%</b>
	<b>Under Votes:</b>	<b>10</b>	<b>3.19%</b>	<b>10 3.19%</b>
<b>SKAGIT COUNTY CLERK, Vote For 1</b>				
DEM	Nancy Scott	223	100.00%	223 100.00%
	<b>Cast Votes:</b>	<b>223</b>	<b>71.25%</b>	<b>223 71.25%</b>
	<b>Over Votes:</b>	<b>0</b>	<b>0.00%</b>	<b>0 0.00%</b>
	<b>Under Votes:</b>	<b>90</b>	<b>28.75%</b>	<b>90 28.75%</b>



200611290246

Skagit County Auditor

Precinct Report — Official

PRIMARY ELECTION — SKAGIT COUNTY WASHINGTON 2006 GENERAL ELECTION — November 07, 2006

Page 93 of 568

11/29/2006 12:46 PM

Total Number of Voters : 41,641 of 59,998 = 69.40%

Precincts Reporting 118 of 118 = 100.00%

Party	Candidate	Early	Election	Total
-------	-----------	-------	----------	-------

Precinct 122 (Ballots Cast: 313)

SKAGIT COUNTY COMMISSIONER DISTRICT 3, Vote For 1

DEM	Sharon D. Dillon	167	55.85%	0	0.00%	167	55.85%
REP	Ted W. Anderson	132	44.15%	0	0.00%	132	44.15%
Cast Votes:		299	95.53%	0	0.00%	299	95.53%
Over Votes:		0	0.00%	0	0.00%	0	0.00%
Under Votes:		14	4.47%	0	0.00%	14	4.47%

SKAGIT COUNTY CORONER, Vote For 1

DEM	Daniel Dempsey	222	100.00%	0	0.00%	222	100.00%
Cast Votes:		222	70.93%	0	0.00%	222	70.93%
Over Votes:		0	0.00%	0	0.00%	0	0.00%
Under Votes:		91	29.07%	0	0.00%	91	29.07%

SKAGIT COUNTY PROSECUTING ATTORNEY, Vote For 1

DEM	Rich Weyrich	163	55.44%	0	0.00%	163	55.44%
REP	Tom Seguire	131	44.56%	0	0.00%	131	44.56%
Cast Votes:		294	93.93%	0	0.00%	294	93.93%
Over Votes:		0	0.00%	0	0.00%	0	0.00%
Under Votes:		19	6.07%	0	0.00%	19	6.07%

SKAGIT COUNTY SHERIFF, Vote For 1

DEM	Rick Grimstead	174	58.00%	0	0.00%	174	58.00%
REP	Dave Corrion	126	42.00%	0	0.00%	126	42.00%
Cast Votes:		300	95.85%	0	0.00%	300	95.85%
Over Votes:		0	0.00%	0	0.00%	0	0.00%
Under Votes:		13	4.15%	0	0.00%	13	4.15%

SKAGIT COUNTY TREASURER, Vote For 1

REP	Katie Jungquist	226	100.00%	0	0.00%	226	100.00%
Cast Votes:		226	72.20%	0	0.00%	226	72.20%
Over Votes:		0	0.00%	0	0.00%	0	0.00%
Under Votes:		87	27.80%	0	0.00%	87	27.80%

STATE SUPREME COURT JUSTICE POSITION #2, Vote For 1

	Susan Owens	155	61.75%	0	0.00%	155	61.75%
	Stephen Johnson	96	38.25%	0	0.00%	96	38.25%
Cast Votes:		251	80.19%	0	0.00%	251	80.19%
Over Votes:		0	0.00%	0	0.00%	0	0.00%
Under Votes:		62	19.81%	0	0.00%	62	19.81%



200611290246

Skagit County Auditor

11/29/2006 Page 110 of 584 2:34PM

Precinct Report — Official

PRIMARY ELECTION — SKAGIT COUNTY WASHINGTON 2006 GENERAL ELECTION — November 07, 2006

Page 94 of 568

11/29/2006 12:46 PM

Total Number of Voters : 41,641 of 59,998 = 69.40%

Precincts Reporting 118 of 118 = 100.00%

Party	Candidate	Early	Election	Total
<b>Precinct 122 (Ballots Cast: 313)</b>				
<b>STATE SUPREME COURT JUSTICE POSITION #8, Vote For 1</b>				
	Gerry L. Alexander	204	100.00%	0 0.00% 204 100.00%
	Cast Votes:	204	65.18%	0 0.00% 204 65.18%
	Over Votes:	0	0.00%	0 0.00% 0 0.00%
	Under Votes:	109	34.82%	0 0.00% 109 34.82%
<b>STATE SUPREME COURT JUSTICE POSITION #9, Vote For 1</b>				
	Tom Chambers	206	100.00%	0 0.00% 206 100.00%
	Cast Votes:	206	65.81%	0 0.00% 206 65.81%
	Over Votes:	0	0.00%	0 0.00% 0 0.00%
	Under Votes:	107	34.19%	0 0.00% 107 34.19%
<b>COURT OF APPEALS DIVISION I DISTRICT #3 POSITION #1, Vote For 1</b>				
	Mary Kay Becker	196	100.00%	0 0.00% 196 100.00%
	Cast Votes:	196	62.62%	0 0.00% 196 62.62%
	Over Votes:	0	0.00%	0 0.00% 0 0.00%
	Under Votes:	117	37.38%	0 0.00% 117 37.38%
<b>DISTRICT COURT JUDGE POSITION 1, Vote For 1</b>				
	Warren M. Gilbert	148	56.92%	0 0.00% 148 56.92%
	Colleen Kenimond	112	43.08%	0 0.00% 112 43.08%
	Cast Votes:	260	83.07%	0 0.00% 260 83.07%
	Over Votes:	0	0.00%	0 0.00% 0 0.00%
	Under Votes:	53	16.93%	0 0.00% 53 16.93%
<b>DISTRICT COURT JUDGE POSITION 2, Vote For 1</b>				
	David A. Svaren	193	100.00%	0 0.00% 193 100.00%
	Cast Votes:	193	61.66%	0 0.00% 193 61.66%
	Over Votes:	0	0.00%	0 0.00% 0 0.00%
	Under Votes:	120	38.34%	0 0.00% 120 38.34%
<b>PUBLIC UTILITY DISTRICT COMMISSIONER NO. 2, Vote For 1</b>				
	Robbie Robertson	132	65.35%	0 0.00% 132 65.35%
	Michael C. Newman	70	34.65%	0 0.00% 70 34.65%
	Cast Votes:	202	64.54%	0 0.00% 202 64.54%
	Over Votes:	0	0.00%	0 0.00% 0 0.00%
	Under Votes:	111	35.46%	0 0.00% 111 35.46%



200611290246

Skagit County Auditor

Precinct Report — Official

PRIMARY ELECTION — SKAGIT COUNTY WASHINGTON 2006 GENERAL ELECTION — November 07, 2006

Total Number of Voters : 41,641 of 59,998 = 69.40%

Precincts Reporting 118 of 118 = 100.00%

Party	Candidate	Early	Election	Total
-------	-----------	-------	----------	-------

Precinct 122 (Ballots Cast: 313)

SKAGIT COUNTY BOARD OF COMMISSIONERS PROPOSITION NO. 2 FLUORIDATION ADVISORY MEASURE, Vote For 1

Yes	134	43.79%	0	0.00%	134	43.79%
No	172	56.21%	0	0.00%	172	56.21%
Cast Votes:	306	97.76%	0	0.00%	306	97.76%
Over Votes:	0	0.00%	0	0.00%	0	0.00%
Under Votes:	7	2.24%	0	0.00%	7	2.24%



200611290246  
Skagit County Auditor



Precinct Report — Official

PRIMARY ELECTION — SKAGIT COUNTY WASHINGTON 2006 GENERAL ELECTION — November 07, 2006

Total Number of Voters : 41,641 of 59,998 = 69.40%

Precincts Reporting 118 of 118 = 100.00%

Party	Candidate	Early	Election	Total
<b>Precinct 124 (Ballots Cast: 227)</b>				
<b>INITIATIVE MEASURE NO. 920, Vote For 1</b>				
	Yes	54 24.88%	0 0.00%	54 24.88%
	No	163 75.12%	0 0.00%	163 75.12%
	Cast Votes:	217 95.59%	0 0.00%	217 95.59%
	Over Votes:	0 0.00%	0 0.00%	0 0.00%
	Under Votes:	10 4.41%	0 0.00%	10 4.41%
<b>INITIATIVE MEASURE NO. 933, Vote For 1</b>				
	Yes	50 22.42%	0 0.00%	50 22.42%
	No	173 77.58%	0 0.00%	173 77.58%
	Cast Votes:	223 98.24%	0 0.00%	223 98.24%
	Over Votes:	0 0.00%	0 0.00%	0 0.00%
	Under Votes:	4 1.76%	0 0.00%	4 1.76%
<b>INITIATIVE MEASURE NO. 937, Vote For 1</b>				
	Yes	111 50.45%	0 0.00%	111 50.45%
	No	109 49.55%	0 0.00%	109 49.55%
	Cast Votes:	220 96.92%	0 0.00%	220 96.92%
	Over Votes:	0 0.00%	0 0.00%	0 0.00%
	Under Votes:	7 3.08%	0 0.00%	7 3.08%
<b>HOUSE JOINT RESOLUTION 4223, Vote For 1</b>				
	Approved	168 81.55%	0 0.00%	168 81.55%
	Rejected	38 18.45%	0 0.00%	38 18.45%
	Cast Votes:	206 90.75%	0 0.00%	206 90.75%
	Over Votes:	0 0.00%	0 0.00%	0 0.00%
	Under Votes:	21 9.25%	0 0.00%	21 9.25%
<b>PROPOSITION NO. 1 Emergency Medical Services Levy (Skagit County Medic 1), Vote For 1</b>				
	Yes	150 72.12%	0 0.00%	150 72.12%
	No	58 27.88%	0 0.00%	58 27.88%
	Cast Votes:	208 91.63%	0 0.00%	208 91.63%
	Over Votes:	0 0.00%	0 0.00%	0 0.00%
	Under Votes:	19 8.37%	0 0.00%	19 8.37%
<b>UNITED STATES SENATOR, Vote For 1</b>				
DEM	Maria Cantwell	135 61.36%	0 0.00%	135 61.36%
REP	Mike McGavick	78 35.45%	0 0.00%	78 35.45%
LIB	Bruce Guthrie	4 1.82%	0 0.00%	4 1.82%
IND	Robin Adair	0 0.00%	0 0.00%	0 0.00%
GRE	Aaron Dixon	3 1.36%	0 0.00%	3 1.36%
	Cast Votes:	220 96.92%	0 0.00%	220 96.92%
	Over Votes:	0 0.00%	0 0.00%	0 0.00%
	Under Votes:	7 3.08%	0 0.00%	7 3.08%

11/29/2006 Page 113 of 584 2:34PM



Precinct Report — Official

PRIMARY ELECTION — SKAGIT COUNTY WASHINGTON 2006 GENERAL ELECTION — November 07, 2006

Page 97 of 568

11/29/2006 12:46 PM

Precincts Reporting 118 of 118 = 100.00%

Total Number of Voters : 41,641 of 59,998 = 69.40%

Party	Candidate	Early	Election	Total		
<b>Precinct 124 (Ballots Cast: 227)</b>						
<b>UNITED STATES REPRESENTATIVE DISTRICT #2, Vote For 1</b>						
DEM	Rick Larsen	165	74.66%	0 0.00%	165	74.66%
REP	Doug Roulstone	56	25.34%	0 0.00%	56	25.34%
	Cast Votes:	221	97.36%	0 0.00%	221	97.36%
	Over Votes:	0	0.00%	0 0.00%	0	0.00%
	Under Votes:	6	2.64%	0 0.00%	6	2.64%
<b>STATE REPRESENTATIVE DISTRICT #10 POSITION #1, Vote For 1</b>						
REP	Chris Strow	142	100.00%	0 0.00%	142	100.00%
	Cast Votes:	142	62.56%	0 0.00%	142	62.56%
	Over Votes:	0	0.00%	0 0.00%	0	0.00%
	Under Votes:	85	37.44%	0 0.00%	85	37.44%
<b>STATE REPRESENTATIVE DISTRICT #10 POSITION #2, Vote For 1</b>						
DEM	Tim Knue	146	65.47%	0 0.00%	146	65.47%
REP	Barbara Bailey	77	34.53%	0 0.00%	77	34.53%
	Cast Votes:	223	98.24%	0 0.00%	223	98.24%
	Over Votes:	0	0.00%	0 0.00%	0	0.00%
	Under Votes:	4	1.76%	0 0.00%	4	1.76%
<b>SKAGIT COUNTY ASSESSOR, Vote For 1</b>						
REP	Mark Leander	152	100.00%	0 0.00%	152	100.00%
	Cast Votes:	152	66.96%	0 0.00%	152	66.96%
	Over Votes:	0	0.00%	0 0.00%	0	0.00%
	Under Votes:	75	33.04%	0 0.00%	75	33.04%
<b>SKAGIT COUNTY AUDITOR, Vote For 1</b>						
DEM	Jeanne Youngquist	115	52.27%	0 0.00%	115	52.27%
REP	Norma Hickok-Brummett	105	47.73%	0 0.00%	105	47.73%
	Cast Votes:	220	96.92%	0 0.00%	220	96.92%
	Over Votes:	0	0.00%	0 0.00%	0	0.00%
	Under Votes:	7	3.08%	0 0.00%	7	3.08%
<b>SKAGIT COUNTY CLERK, Vote For 1</b>						
DEM	Nancy Scott	180	100.00%	0 0.00%	180	100.00%
	Cast Votes:	180	79.30%	0 0.00%	180	79.30%
	Over Votes:	0	0.00%	0 0.00%	0	0.00%
	Under Votes:	47	20.70%	0 0.00%	47	20.70%



200611290246  
Skagit County Auditor

11/29/2006 Page 114 of 584 2:34PM

Precinct Report — Official

PRIMARY ELECTION — SKAGIT COUNTY WASHINGTON 2006 GENERAL ELECTION — November 07, 2006

Total Number of Voters : 41,641 of 59,998 = 69.40%

Precincts Reporting 118 of 118 = 100.00%

Party	Candidate	Early		Election		Total	
<b>Precinct 124 (Ballots Cast: 227)</b>							
<b>SKAGIT COUNTY COMMISSIONER DISTRICT 3, Vote For 1</b>							
DEM	Sharon D. Dillon	145	65.32%	0	0.00%	145	65.32%
REP	Ted W. Anderson	77	34.68%	0	0.00%	77	34.68%
	Cast Votes:	222	97.80%	0	0.00%	222	97.80%
	Over Votes:	0	0.00%	0	0.00%	0	0.00%
	Under Votes:	5	2.20%	0	0.00%	5	2.20%
<b>SKAGIT COUNTY CORONER, Vote For 1</b>							
DEM	Daniel Dempsey	179	100.00%	0	0.00%	179	100.00%
	Cast Votes:	179	78.85%	0	0.00%	179	78.85%
	Over Votes:	0	0.00%	0	0.00%	0	0.00%
	Under Votes:	48	21.15%	0	0.00%	48	21.15%
<b>SKAGIT COUNTY PROSECUTING ATTORNEY, Vote For 1</b>							
DEM	Rich Weyrich	139	64.65%	0	0.00%	139	64.65%
REP	Tom Seguire	76	35.35%	0	0.00%	76	35.35%
	Cast Votes:	215	94.71%	0	0.00%	215	94.71%
	Over Votes:	0	0.00%	0	0.00%	0	0.00%
	Under Votes:	12	5.29%	0	0.00%	12	5.29%
<b>SKAGIT COUNTY SHERIFF, Vote For 1</b>							
DEM	Rick Grimstead	118	54.38%	0	0.00%	118	54.38%
REP	Dave Corrion	99	45.62%	0	0.00%	99	45.62%
	Cast Votes:	217	95.59%	0	0.00%	217	95.59%
	Over Votes:	0	0.00%	0	0.00%	0	0.00%
	Under Votes:	10	4.41%	0	0.00%	10	4.41%
<b>SKAGIT COUNTY TREASURER, Vote For 1</b>							
REP	Katie Jungquist	159	100.00%	0	0.00%	159	100.00%
	Cast Votes:	159	70.04%	0	0.00%	159	70.04%
	Over Votes:	0	0.00%	0	0.00%	0	0.00%
	Under Votes:	68	29.96%	0	0.00%	68	29.96%
<b>STATE SUPREME COURT JUSTICE POSITION #2, Vote For 1</b>							
	Susan Owens	114	60.96%	0	0.00%	114	60.96%
	Stephen Johnson	73	39.04%	0	0.00%	73	39.04%
	Cast Votes:	187	82.38%	0	0.00%	187	82.38%
	Over Votes:	0	0.00%	0	0.00%	0	0.00%
	Under Votes:	40	17.62%	0	0.00%	40	17.62%



200611290246

Skagit County Auditor

Precinct Report — Official

PRIMARY ELECTION — SKAGIT COUNTY WASHINGTON 2006 GENERAL ELECTION — November 07, 2006

Page 99 of 568

11/29/2006 12:46 PM

Total Number of Voters : 41,641 of 59,998 = 69.40%

Precincts Reporting 118 of 118 = 100.00%

Party	Candidate	Early	Election	Total
<b>Precinct 124 (Ballots Cast: 227)</b>				
<b>STATE SUPREME COURT JUSTICE POSITION #8, Vote For 1</b>				
	Gerry L. Alexander	141 100.00%	0 0.00%	141 100.00%
	Cast Votes:	141 62.11%	0 0.00%	141 62.11%
	Over Votes:	0 0.00%	0 0.00%	0 0.00%
	Under Votes:	86 37.89%	0 0.00%	86 37.89%
<b>STATE SUPREME COURT JUSTICE POSITION #9, Vote For 1</b>				
	Tom Chambers	145 100.00%	0 0.00%	145 100.00%
	Cast Votes:	145 63.88%	0 0.00%	145 63.88%
	Over Votes:	0 0.00%	0 0.00%	0 0.00%
	Under Votes:	82 36.12%	0 0.00%	82 36.12%
<b>COURT OF APPEALS DIVISION I DISTRICT #3 POSITION #1, Vote For 1</b>				
	Mary Kay Becker	148 100.00%	0 0.00%	148 100.00%
	Cast Votes:	148 65.20%	0 0.00%	148 65.20%
	Over Votes:	0 0.00%	0 0.00%	0 0.00%
	Under Votes:	79 34.80%	0 0.00%	79 34.80%
<b>DISTRICT COURT JUDGE POSITION 1, Vote For 1</b>				
	Warren M. Gilbert	133 67.17%	0 0.00%	133 67.17%
	Colleen Kenjmond	65 32.83%	0 0.00%	65 32.83%
	Cast Votes:	198 87.22%	0 0.00%	198 87.22%
	Over Votes:	0 0.00%	0 0.00%	0 0.00%
	Under Votes:	29 12.78%	0 0.00%	29 12.78%
<b>DISTRICT COURT JUDGE POSITION 2, Vote For 1</b>				
	David A. Svaren	143 100.00%	0 0.00%	143 100.00%
	Cast Votes:	143 63.00%	0 0.00%	143 63.00%
	Over Votes:	0 0.00%	0 0.00%	0 0.00%
	Under Votes:	84 37.00%	0 0.00%	84 37.00%
<b>PUBLIC UTILITY DISTRICT COMMISSIONER NO. 2, Vote For 1</b>				
	Robbie Robertson	119 69.19%	0 0.00%	119 69.19%
	Michael C. Newman	53 30.81%	0 0.00%	53 30.81%
	Cast Votes:	172 75.77%	0 0.00%	172 75.77%
	Over Votes:	0 0.00%	0 0.00%	0 0.00%
	Under Votes:	55 24.23%	0 0.00%	55 24.23%



200611290246  
Skagit County Auditor

11/29/2006 Page 118 of 584 2:34PM

Precinct Report — Official

PRIMARY ELECTION — SKAGIT COUNTY WASHINGTON 2006 GENERAL ELECTION — November 07, 2006

Total Number of Voters : 41,641 of 59,998 = 69.40%

Precincts Reporting 118 of 118 = 100.00%

Party	Candidate	Early	Election	Total
<b>Precinct 124 (Ballots Cast: 227)</b>				
SKAGIT COUNTY BOARD OF COMMISSIONERS PROPOSITION NO. 2 FLUORIDATION ADVISORY MEASURE, Vote For 1				
Yes		97 46.86%	0 0.00%	97 46.86%
No		110 53.14%	0 0.00%	110 53.14%
	Cast Votes:	207 91.19%	0 0.00%	207 91.19%
	Over Votes:	0 0.00%	0 0.00%	0 0.00%
	Under Votes:	20 8.81%	0 0.00%	20 8.81%

11/29/2006 Page 117 of 584 2:34PM

200611290246

Skagit County Auditor



Precinct Report — Official

PRIMARY ELECTION — SKAGIT COUNTY WASHINGTON 2006 GENERAL ELECTION — November 07, 2006

Total Number of Voters : 41,641 of 59,998 = 69.40%

Precincts Reporting 118 of 118 = 100.00%

Party	Candidate	Early	Election	Total
-------	-----------	-------	----------	-------

Precinct 125 (Ballots Cast: 520)

<b>INITIATIVE MEASURE NO. 920, Vote For 1</b>							
Yes		201	39.80%	0	0.00%	201	39.80%
No		304	60.20%	0	0.00%	304	60.20%
	Cast Votes:	505	97.12%	0	0.00%	505	97.12%
	Over Votes:	0	0.00%	0	0.00%	0	0.00%
	Under Votes:	15	2.88%	0	0.00%	15	2.88%
<b>INITIATIVE MEASURE NO. 933, Vote For 1</b>							
Yes		205	40.67%	0	0.00%	205	40.67%
No		299	59.33%	0	0.00%	299	59.33%
	Cast Votes:	504	96.92%	0	0.00%	504	96.92%
	Over Votes:	0	0.00%	0	0.00%	0	0.00%
	Under Votes:	16	3.08%	0	0.00%	16	3.08%
<b>INITIATIVE MEASURE NO. 937, Vote For 1</b>							
Yes		192	38.79%	0	0.00%	192	38.79%
No		303	61.21%	0	0.00%	303	61.21%
	Cast Votes:	495	95.19%	0	0.00%	495	95.19%
	Over Votes:	0	0.00%	0	0.00%	0	0.00%
	Under Votes:	25	4.81%	0	0.00%	25	4.81%
<b>HOUSE JOINT RESOLUTION 4223, Vote For 1</b>							
Approved		385	78.25%	0	0.00%	385	78.25%
Rejected		107	21.75%	0	0.00%	107	21.75%
	Cast Votes:	492	94.62%	0	0.00%	492	94.62%
	Over Votes:	0	0.00%	0	0.00%	0	0.00%
	Under Votes:	28	5.38%	0	0.00%	28	5.38%
<b>PROPOSITION NO. 1 Emergency Medical Services Levy (Skagit County Medic 1), Vote For 1</b>							
Yes		283	57.29%	0	0.00%	283	57.29%
No		211	42.71%	0	0.00%	211	42.71%
	Cast Votes:	494	95.00%	0	0.00%	494	95.00%
	Over Votes:	0	0.00%	0	0.00%	0	0.00%
	Under Votes:	26	5.00%	0	0.00%	26	5.00%
<b>UNITED STATES SENATOR, Vote For 1</b>							
DEM	Maria Cantwell	245	47.48%	0	0.00%	245	47.48%
REP	Mike McGavick	263	50.97%	0	0.00%	263	50.97%
LIB	Bruce Guthrie	3	0.58%	0	0.00%	3	0.58%
IND	Robin Adair	1	0.19%	0	0.00%	1	0.19%
GRE	Aaron Dixon	4	0.78%	0	0.00%	4	0.78%
	Cast Votes:	516	99.23%	0	0.00%	516	99.23%
	Over Votes:	0	0.00%	0	0.00%	0	0.00%
	Under Votes:	4	0.77%	0	0.00%	4	0.77%



200611290246  
Skagit County Auditor

11/29/2006 Page 118 of 584 2:34PM

Precinct Report — Official

PRIMARY ELECTION — SKAGIT COUNTY WASHINGTON 2006 GENERAL ELECTION — November 07, 2006

Page 102 of 568

11/29/2006 12:46 PM

Total Number of Voters : 41,641 of 59,998 = 69.40%

Precincts Reporting 118 of 118 = 100.00%

Party	Candidate	Early	Election	Total	
<b>Precinct 125 (Ballots Cast: 520)</b>					
<b>UNITED STATES REPRESENTATIVE DISTRICT #2, Vote For 1</b>					
DEM	Rick Larsen	303	59.76%	0 0.00%	303 59.76%
REP	Doug Roulstone	204	40.24%	0 0.00%	204 40.24%
	Cast Votes:	507	97.50%	0 0.00%	507 97.50%
	Over Votes:	0	0.00%	0 0.00%	0 0.00%
	Under Votes:	13	2.50%	0 0.00%	13 2.50%
<b>STATE REPRESENTATIVE DISTRICT #39 POSITION #1, Vote For 1</b>					
DEM	Scott Olson	208	41.85%	0 0.00%	208 41.85%
REP	Dan Kristiansen	289	58.15%	0 0.00%	289 58.15%
	Cast Votes:	497	95.58%	0 0.00%	497 95.58%
	Over Votes:	0	0.00%	0 0.00%	0 0.00%
	Under Votes:	23	4.42%	0 0.00%	23 4.42%
<b>STATE REPRESENTATIVE DISTRICT #39 POSITION #2, Vote For 1</b>					
REP	Kirk Pearson	406	100.00%	0 0.00%	406 100.00%
	Cast Votes:	406	78.08%	0 0.00%	406 78.08%
	Over Votes:	0	0.00%	0 0.00%	0 0.00%
	Under Votes:	114	21.92%	0 0.00%	114 21.92%
<b>SKAGIT COUNTY ASSESSOR, Vote For 1</b>					
REP	Mark Leander	401	100.00%	0 0.00%	401 100.00%
	Cast Votes:	401	77.12%	0 0.00%	401 77.12%
	Over Votes:	0	0.00%	0 0.00%	0 0.00%
	Under Votes:	119	22.88%	0 0.00%	119 22.88%
<b>SKAGIT COUNTY AUDITOR, Vote For 1</b>					
DEM	Jeanne Youngquist	242	49.09%	0 0.00%	242 49.09%
REP	Norma Hickok-Brummett	251	50.91%	0 0.00%	251 50.91%
	Cast Votes:	493	94.81%	0 0.00%	493 94.81%
	Over Votes:	0	0.00%	0 0.00%	0 0.00%
	Under Votes:	27	5.19%	0 0.00%	27 5.19%
<b>SKAGIT COUNTY CLERK, Vote For 1</b>					
DEM	Nancy Scott	373	100.00%	0 0.00%	373 100.00%
	Cast Votes:	373	71.73%	0 0.00%	373 71.73%
	Over Votes:	0	0.00%	0 0.00%	0 0.00%
	Under Votes:	147	28.27%	0 0.00%	147 28.27%



200611290246

Skagit County Auditor

Precinct Report — Official

PRIMARY ELECTION — SKAGIT COUNTY WASHINGTON 2006 GENERAL ELECTION — November 07, 2006

Total Number of Voters : 41,641 of 59,998 = 69.40%

Party	Candidate	Early	Election	Total
-------	-----------	-------	----------	-------

Precinct 125 (Ballots Cast: 520)

SKAGIT COUNTY COMMISSIONER DISTRICT 3, Vote For 1							
DEM	Sharon D. Dillon	212	42.23%	0	0.00%	212	42.23%
REP	Ted W. Anderson	290	57.77%	0	0.00%	290	57.77%
Cast Votes:		502	96.54%	0	0.00%	502	96.54%
Over Votes:		0	0.00%	0	0.00%	0	0.00%
Under Votes:		18	3.46%	0	0.00%	18	3.46%
SKAGIT COUNTY CORONER, Vote For 1							
DEM	Daniel Dempsey	378	100.00%	0	0.00%	378	100.00%
Cast Votes:		378	72.69%	0	0.00%	378	72.69%
Over Votes:		0	0.00%	0	0.00%	0	0.00%
Under Votes:		142	27.31%	0	0.00%	142	27.31%
SKAGIT COUNTY PROSECUTING ATTORNEY, Vote For 1							
DEM	Rich Weyrich	275	55.56%	0	0.00%	275	55.56%
REP	Tom Seguire	220	44.44%	0	0.00%	220	44.44%
Cast Votes:		495	95.19%	0	0.00%	495	95.19%
Over Votes:		0	0.00%	0	0.00%	0	0.00%
Under Votes:		25	4.81%	0	0.00%	25	4.81%
SKAGIT COUNTY SHERIFF, Vote For 1							
DEM	Rick Grimstead	206	42.13%	0	0.00%	206	42.13%
REP	Dave Corrian	283	57.87%	0	0.00%	283	57.87%
Cast Votes:		489	94.04%	0	0.00%	489	94.04%
Over Votes:		0	0.00%	0	0.00%	0	0.00%
Under Votes:		31	5.96%	0	0.00%	31	5.96%
SKAGIT COUNTY TREASURER, Vote For 1							
REP	Katie Jungquist	404	100.00%	0	0.00%	404	100.00%
Cast Votes:		404	77.69%	0	0.00%	404	77.69%
Over Votes:		0	0.00%	0	0.00%	0	0.00%
Under Votes:		116	22.31%	0	0.00%	116	22.31%
STATE SUPREME COURT JUSTICE POSITION #2, Vote For 1							
	Susan Owens	229	52.16%	0	0.00%	229	52.16%
	Stephen Johnson	210	47.84%	0	0.00%	210	47.84%
Cast Votes:		439	84.42%	0	0.00%	439	84.42%
Over Votes:		0	0.00%	0	0.00%	0	0.00%
Under Votes:		81	15.58%	0	0.00%	81	15.58%



200611290246  
Skagit County Auditor  
11/29/2006 Page 120 of 584 2:34PM



**Precinct Report — Official**

**PRIMARY ELECTION — SKAGIT COUNTY WASHINGTON 2006 GENERAL ELECTION — November 07, 2006**

Page 104 of 568

11/29/2006 12:46 PM

Total Number of Voters : 41,641 of 59,998 = 69.40%

Precincts Reporting 118 of 118 = 100.00%

Party	Candidate	Early	Election	Total	
<b>Precinct 125 (Ballots Cast: 520)</b>					
<b>STATE SUPREME COURT JUSTICE POSITION #8, Vote For 1</b>					
	Gerry L. Alexander	358	100.00%	0 0.00%	358 100.00%
	Cast Votes:	358	68.85%	0 0.00%	358 68.85%
	Over Votes:	0	0.00%	0 0.00%	0 0.00%
	Under Votes:	162	31.15%	0 0.00%	162 31.15%
<b>STATE SUPREME COURT JUSTICE POSITION #9, Vote For 1</b>					
	Tom Chambers	360	100.00%	0 0.00%	360 100.00%
	Cast Votes:	360	69.23%	0 0.00%	360 69.23%
	Over Votes:	0	0.00%	0 0.00%	0 0.00%
	Under Votes:	160	30.77%	0 0.00%	160 30.77%
<b>COURT OF APPEALS DIVISION I DISTRICT #3 POSITION #1, Vote For 1</b>					
	Mary Kay Becker	363	100.00%	0 0.00%	363 100.00%
	Cast Votes:	363	69.81%	0 0.00%	363 69.81%
	Over Votes:	0	0.00%	0 0.00%	0 0.00%
	Under Votes:	157	30.19%	0 0.00%	157 30.19%
<b>DISTRICT COURT JUDGE POSITION 1, Vote For 1</b>					
	Warren M. Gilbert	279	62.00%	0 0.00%	279 62.00%
	Colleen Kenimond	171	38.00%	0 0.00%	171 38.00%
	Cast Votes:	450	86.54%	0 0.00%	450 86.54%
	Over Votes:	0	0.00%	0 0.00%	0 0.00%
	Under Votes:	70	13.46%	0 0.00%	70 13.46%
<b>DISTRICT COURT JUDGE POSITION 2, Vote For 1</b>					
	David A. Svaren	359	100.00%	0 0.00%	359 100.00%
	Cast Votes:	359	69.04%	0 0.00%	359 69.04%
	Over Votes:	0	0.00%	0 0.00%	0 0.00%
	Under Votes:	161	30.96%	0 0.00%	161 30.96%
<b>PUBLIC UTILITY DISTRICT COMMISSIONER NO. 2, Vote For 1</b>					
	Robbie Robertson	236	57.70%	0 0.00%	236 57.70%
	Michael C. Newman	173	42.30%	0 0.00%	173 42.30%
	Cast Votes:	409	78.65%	0 0.00%	409 78.65%
	Over Votes:	0	0.00%	0 0.00%	0 0.00%
	Under Votes:	111	21.35%	0 0.00%	111 21.35%



200611290246

Skagit County Auditor

Precinct Report — Official

PRIMARY ELECTION — SKAGIT COUNTY WASHINGTON 2006 GENERAL ELECTION — November 07, 2006

Page 105 of 568

11/29/2006 12:46 PM

Total Number of Voters : 41,641 of 59,998 = 69.40%

Precincts Reporting 118 of 118 = 100.00%

Party	Candidate	Early	Election	Total
-------	-----------	-------	----------	-------

Precinct 125 (Ballots Cast: 520)

SKAGIT COUNTY BOARD OF COMMISSIONERS PROPOSITION NO. 2 FLUORIDATION ADVISORY MEASURE, Vote For 1

Yes	212	43.00%	0	0.00%	212	43.00%
No	281	57.00%	0	0.00%	281	57.00%
Cast Votes:	493	94.81%	0	0.00%	493	94.81%
Over Votes:	0	0.00%	0	0.00%	0	0.00%
Under Votes:	27	5.19%	0	0.00%	27	5.19%



200611290246  
Skagit County Auditor

Precinct Report — Official

PRIMARY ELECTION — SKAGIT COUNTY WASHINGTON 2006 GENERAL ELECTION — November 07, 2006

Total Number of Voters : 41,641 of 59,998 = 69.40%

Precincts Reporting 118 of 118 = 100.00%

Party	Candidate	Early	Election	Total
<b>Precinct 126 (Ballots Cast: 537)</b>				
<b>INITIATIVE MEASURE NO. 920, Vote For 1</b>				
	Yes	191 37.16%	0 0.00%	191 37.16%
	No	323 62.84%	0 0.00%	323 62.84%
	Cast Votes:	514 95.72%	0 0.00%	514 95.72%
	Over Votes:	0 0.00%	0 0.00%	0 0.00%
	Under Votes:	23 4.28%	0 0.00%	23 4.28%
<b>INITIATIVE MEASURE NO. 933, Vote For 1</b>				
	Yes	180 34.42%	0 0.00%	180 34.42%
	No	343 65.58%	0 0.00%	343 65.58%
	Cast Votes:	523 97.39%	0 0.00%	523 97.39%
	Over Votes:	0 0.00%	0 0.00%	0 0.00%
	Under Votes:	14 2.61%	0 0.00%	14 2.61%
<b>INITIATIVE MEASURE NO. 937, Vote For 1</b>				
	Yes	178 35.39%	0 0.00%	178 35.39%
	No	325 64.61%	0 0.00%	325 64.61%
	Cast Votes:	503 93.67%	0 0.00%	503 93.67%
	Over Votes:	0 0.00%	0 0.00%	0 0.00%
	Under Votes:	34 6.33%	0 0.00%	34 6.33%
<b>HOUSE JOINT RESOLUTION 4223, Vote For 1</b>				
	Approved	404 81.62%	0 0.00%	404 81.62%
	Rejected	91 18.38%	0 0.00%	91 18.38%
	Cast Votes:	495 92.18%	0 0.00%	495 92.18%
	Over Votes:	0 0.00%	0 0.00%	0 0.00%
	Under Votes:	42 7.82%	0 0.00%	42 7.82%
<b>PROPOSITION NO. 1 Emergency Medical Services Levy (Skagit County Medic 1), Vote For 1</b>				
	Yes	289 56.89%	0 0.00%	289 56.89%
	No	219 43.11%	0 0.00%	219 43.11%
	Cast Votes:	508 94.60%	0 0.00%	508 94.60%
	Over Votes:	0 0.00%	0 0.00%	0 0.00%
	Under Votes:	29 5.40%	0 0.00%	29 5.40%
<b>UNITED STATES SENATOR, Vote For 1</b>				
DEM	Maria Cantwell	208 39.25%	0 0.00%	208 39.25%
REP	Mike McGavick	300 56.60%	0 0.00%	300 56.60%
LIB	Bruce Guthrie	8 1.51%	0 0.00%	8 1.51%
IND	Robin Adair	11 2.08%	0 0.00%	11 2.08%
GRE	Aaron Dixon	3 0.57%	0 0.00%	3 0.57%
	Cast Votes:	530 98.70%	0 0.00%	530 98.70%
	Over Votes:	0 0.00%	0 0.00%	0 0.00%
	Under Votes:	7 1.30%	0 0.00%	7 1.30%

11/29/2006 Page 123 of 584 2:34PM

200611290246  
Skagit County Auditor



Precinct Report — Official

PRIMARY ELECTION — SKAGIT COUNTY WASHINGTON 2006 GENERAL ELECTION — November 07, 2006

Page 107 of 568

11/29/2006 12:46 PM

Precincts Reporting 118 of 118 = 100.00%

Total Number of Voters : 41,641 of 59,998 = 69.40%

Party	Candidate	Early	Election	Total
-------	-----------	-------	----------	-------

Precinct 126 (Ballots Cast: 537)

UNITED STATES REPRESENTATIVE DISTRICT #2, Vote For 1

DEM	Rick Larsen	284	55.36%	0	0.00%	284	55.36%
REP	Doug Roulstone	229	44.64%	0	0.00%	229	44.64%
Cast Votes:		513	95.53%	0	0.00%	513	95.53%
Over Votes:		0	0.00%	0	0.00%	0	0.00%
Under Votes:		24	4.47%	0	0.00%	24	4.47%

STATE REPRESENTATIVE DISTRICT #10 POSITION #1, Vote For 1

REP	Chris Strow	396	100.00%	0	0.00%	396	100.00%
Cast Votes:		396	73.74%	0	0.00%	396	73.74%
Over Votes:		0	0.00%	0	0.00%	0	0.00%
Under Votes:		141	26.26%	0	0.00%	141	26.26%

STATE REPRESENTATIVE DISTRICT #10 POSITION #2, Vote For 1

DEM	Tim Knue	182	36.25%	0	0.00%	182	36.25%
REP	Barbara Bailey	320	63.75%	0	0.00%	320	63.75%
Cast Votes:		502	93.48%	0	0.00%	502	93.48%
Over Votes:		0	0.00%	0	0.00%	0	0.00%
Under Votes:		35	6.52%	0	0.00%	35	6.52%

SKAGIT COUNTY ASSESSOR, Vote For 1

REP	Mark Leander	404	100.00%	0	0.00%	404	100.00%
Cast Votes:		404	75.23%	0	0.00%	404	75.23%
Over Votes:		0	0.00%	0	0.00%	0	0.00%
Under Votes:		133	24.77%	0	0.00%	133	24.77%

SKAGIT COUNTY AUDITOR, Vote For 1

DEM	Jeanne Youngquist	208	40.55%	0	0.00%	208	40.55%
REP	Norma Hickok-Brummett	305	59.45%	0	0.00%	305	59.45%
Cast Votes:		513	95.53%	0	0.00%	513	95.53%
Over Votes:		0	0.00%	0	0.00%	0	0.00%
Under Votes:		24	4.47%	0	0.00%	24	4.47%

SKAGIT COUNTY CLERK, Vote For 1

DEM	Nancy Scott	349	100.00%	0	0.00%	349	100.00%
Cast Votes:		349	64.99%	0	0.00%	349	64.99%
Over Votes:		0	0.00%	0	0.00%	0	0.00%
Under Votes:		188	35.01%	0	0.00%	188	35.01%



200611290246  
Skagit County Auditor

11/29/2006 Page 124 of 584 2:34PM

**Precinct Report — Official**

**PRIMARY ELECTION — SKAGIT COUNTY WASHINGTON 2006 GENERAL ELECTION — November 07, 2006**

Page 108 of 568

11/29/2006 12:46 PM

Total Number of Voters : 41,641 of 59,998 = 69.40%

Precincts Reporting 118 of 118 = 100.00%

Party	Candidate	Early	Election	Total		
<b>Precinct 126 (Ballots Cast: 537)</b>						
<b>SKAGIT COUNTY COMMISSIONER DISTRICT 3, Vote For 1</b>						
DEM	Sharon D. Dillon	255	49.04%	0 0.00%	255	49.04%
REP	Ted W. Anderson	265	50.96%	0 0.00%	265	50.96%
	<b>Cast Votes:</b>	520	96.83%	0 0.00%	520	96.83%
	<b>Over Votes:</b>	0	0.00%	0 0.00%	0	0.00%
	<b>Under Votes:</b>	17	3.17%	0 0.00%	17	3.17%
<b>SKAGIT COUNTY CORONER, Vote For 1</b>						
DEM	Daniel Dempsey	347	100.00%	0 0.00%	347	100.00%
	<b>Cast Votes:</b>	347	64.62%	0 0.00%	347	64.62%
	<b>Over Votes:</b>	0	0.00%	0 0.00%	0	0.00%
	<b>Under Votes:</b>	190	35.38%	0 0.00%	190	35.38%
<b>SKAGIT COUNTY PROSECUTING ATTORNEY, Vote For 1</b>						
DEM	Rich Weyrich	238	47.32%	0 0.00%	238	47.32%
REP	Tom Seguin	265	52.68%	0 0.00%	265	52.68%
	<b>Cast Votes:</b>	503	93.67%	0 0.00%	503	93.67%
	<b>Over Votes:</b>	0	0.00%	0 0.00%	0	0.00%
	<b>Under Votes:</b>	34	6.33%	0 0.00%	34	6.33%
<b>SKAGIT COUNTY SHERIFF, Vote For 1</b>						
DEM	Rick Grimstead	209	40.43%	0 0.00%	209	40.43%
REP	Dave Corrión	308	59.57%	0 0.00%	308	59.57%
	<b>Cast Votes:</b>	517	96.28%	0 0.00%	517	96.28%
	<b>Over Votes:</b>	0	0.00%	0 0.00%	0	0.00%
	<b>Under Votes:</b>	20	3.72%	0 0.00%	20	3.72%
<b>SKAGIT COUNTY TREASURER, Vote For 1</b>						
REP	Katie Jungquist	408	100.00%	0 0.00%	408	100.00%
	<b>Cast Votes:</b>	408	75.98%	0 0.00%	408	75.98%
	<b>Over Votes:</b>	0	0.00%	0 0.00%	0	0.00%
	<b>Under Votes:</b>	129	24.02%	0 0.00%	129	24.02%
<b>STATE SUPREME COURT JUSTICE POSITION #2, Vote For 1</b>						
	Susan Owens	239	53.83%	0 0.00%	239	53.83%
	Stephen Johnson	205	46.17%	0 0.00%	205	46.17%
	<b>Cast Votes:</b>	444	82.68%	0 0.00%	444	82.68%
	<b>Over Votes:</b>	0	0.00%	0 0.00%	0	0.00%
	<b>Under Votes:</b>	93	17.32%	0 0.00%	93	17.32%



200611290246

Skagit County Auditor

Precinct Report — Official

PRIMARY ELECTION — SKAGIT COUNTY WASHINGTON 2006 GENERAL ELECTION — November 07, 2006

Page 109 of 568

11/29/2006 12:46 PM

Precincts Reporting 118 of 118 = 100.00%

Total Number of Voters : 41,641 of 59,998 = 69.40%

Party	Candidate	Early	Election	Total
-------	-----------	-------	----------	-------

Precinct 126 (Ballots Cast: 537)

<b>STATE SUPREME COURT JUSTICE POSITION #8, Vote For 1</b>						
Gerry L. Alexander						
	337	100.00%	0	0.00%	337	100.00%
Cast Votes:	337	62.76%	0	0.00%	337	62.76%
Over Votes:	0	0.00%	0	0.00%	0	0.00%
Under Votes:	200	37.24%	0	0.00%	200	37.24%
<b>STATE SUPREME COURT JUSTICE POSITION #9, Vote For 1</b>						
Tom Chambers						
	341	100.00%	0	0.00%	341	100.00%
Cast Votes:	341	63.50%	0	0.00%	341	63.50%
Over Votes:	0	0.00%	0	0.00%	0	0.00%
Under Votes:	196	36.50%	0	0.00%	196	36.50%
<b>COURT OF APPEALS DIVISION I DISTRICT #3 POSITION #1, Vote For 1</b>						
Mary Kay Becker						
	334	100.00%	0	0.00%	334	100.00%
Cast Votes:	334	62.20%	0	0.00%	334	62.20%
Over Votes:	0	0.00%	0	0.00%	0	0.00%
Under Votes:	203	37.80%	0	0.00%	203	37.80%
<b>DISTRICT COURT JUDGE POSITION 1, Vote For 1</b>						
Warren M. Gilbert						
	278	62.75%	0	0.00%	278	62.75%
Colleen Kenimond						
	165	37.25%	0	0.00%	165	37.25%
Cast Votes:	443	82.50%	0	0.00%	443	82.50%
Over Votes:	0	0.00%	0	0.00%	0	0.00%
Under Votes:	94	17.50%	0	0.00%	94	17.50%
<b>DISTRICT COURT JUDGE POSITION 2, Vote For 1</b>						
David A. Svaren						
	358	100.00%	0	0.00%	358	100.00%
Cast Votes:	358	66.67%	0	0.00%	358	66.67%
Over Votes:	0	0.00%	0	0.00%	0	0.00%
Under Votes:	179	33.33%	0	0.00%	179	33.33%
<b>PUBLIC UTILITY DISTRICT COMMISSIONER NO. 2, Vote For 1</b>						
Robbie Robertson						
	250	61.88%	0	0.00%	250	61.88%
Michael C. Newman						
	154	38.12%	0	0.00%	154	38.12%
Cast Votes:	404	75.23%	0	0.00%	404	75.23%
Over Votes:	0	0.00%	0	0.00%	0	0.00%
Under Votes:	133	24.77%	0	0.00%	133	24.77%



200611290246  
Skagit County Auditor

11/29/2006 Page 126 of 584 2:34PM

Precinct Report — Official

PRIMARY ELECTION — SKAGIT COUNTY WASHINGTON 2006 GENERAL ELECTION — November 07, 2006

Total Number of Voters : 41,641 of 59,998 = 69.40%

Precincts Reporting 118 of 118 = 100.00%

Party	Candidate	Early	Election	Total
-------	-----------	-------	----------	-------

Precinct 126 (Ballots Cast: 537)

SKAGIT COUNTY BOARD OF COMMISSIONERS PROPOSITION NO. 2 FLUORIDATION ADVISORY MEASURE, Vote For 1


Yes	258	50.00%	0	0.00%	258	50.00%
No	258	50.00%	0	0.00%	258	50.00%
Cast Votes:	516	96.09%	0	0.00%	516	96.09%
Over Votes:	0	0.00%	0	0.00%	0	0.00%
Under Votes:	21	3.91%	0	0.00%	21	3.91%

11/29/2006 Page

127 of 584 2:34PM

Skagit County Auditor

200611290246



Precinct Report — Official

PRIMARY ELECTION — SKAGIT COUNTY WASHINGTON 2006 GENERAL ELECTION — November 07, 2006

Page 111 of 568

11/29/2006 12:46 PM

Total Number of Voters : 41,641 of 59,998 = 69.40%

Precincts Reporting 118 of 118 = 100.00%

Party	Candidate	Early	Election	Total	
<b>Precinct 127 (Ballots Cast: 496)</b>					
<b>INITIATIVE MEASURE NO. 920, Vote For 1</b>					
	Yes	158	32.85%	0 0.00%	158 32.85%
	No	323	67.15%	0 0.00%	323 67.15%
	Cast Votes:	481	96.98%	0 0.00%	481 96.98%
	Over Votes:	0	0.00%	0 0.00%	0 0.00%
	Under Votes:	15	3.02%	0 0.00%	15 3.02%
<b>INITIATIVE MEASURE NO. 933, Vote For 1</b>					
	Yes	105	21.60%	0 0.00%	105 21.60%
	No	381	78.40%	0 0.00%	381 78.40%
	Cast Votes:	486	97.98%	0 0.00%	486 97.98%
	Over Votes:	0	0.00%	0 0.00%	0 0.00%
	Under Votes:	10	2.02%	0 0.00%	10 2.02%
<b>INITIATIVE MEASURE NO. 937, Vote For 1</b>					
	Yes	305	65.03%	0 0.00%	305 65.03%
	No	164	34.97%	0 0.00%	164 34.97%
	Cast Votes:	469	94.56%	0 0.00%	469 94.56%
	Over Votes:	1	0.20%	0 0.00%	1 0.20%
	Under Votes:	26	5.24%	0 0.00%	26 5.24%
<b>HOUSE JOINT RESOLUTION 4223, Vote For 1</b>					
	Approved	410	89.72%	0 0.00%	410 89.72%
	Rejected	47	10.28%	0 0.00%	47 10.28%
	Cast Votes:	457	92.14%	0 0.00%	457 92.14%
	Over Votes:	0	0.00%	0 0.00%	0 0.00%
	Under Votes:	39	7.86%	0 0.00%	39 7.86%
<b>PROPOSITION NO. 1 Emergency Medical Services Levy (Skagit County Medic 1), Vote For 1</b>					
	Yes	327	70.78%	0 0.00%	327 70.78%
	No	135	29.22%	0 0.00%	135 29.22%
	Cast Votes:	462	93.15%	0 0.00%	462 93.15%
	Over Votes:	0	0.00%	0 0.00%	0 0.00%
	Under Votes:	34	6.85%	0 0.00%	34 6.85%
<b>UNITED STATES SENATOR, Vote For 1</b>					
DEM	Maria Cantwell	324	66.26%	0 0.00%	324 66.26%
REP	Mike McGavick	146	29.86%	0 0.00%	146 29.86%
LIB	Bruce Guthrie	5	1.02%	0 0.00%	5 1.02%
IND	Robin Adair	1	0.20%	0 0.00%	1 0.20%
GRE	Aaron Dixon	13	2.66%	0 0.00%	13 2.66%
	Cast Votes:	489	98.59%	0 0.00%	489 98.59%
	Over Votes:	0	0.00%	0 0.00%	0 0.00%
	Under Votes:	7	1.41%	0 0.00%	7 1.41%



200611290246  
Skagit County Auditor

11/29/2006 Page 128 of 584 2:34PM



Precinct Report — Official

PRIMARY ELECTION — SKAGIT COUNTY WASHINGTON 2006 GENERAL ELECTION — November 07, 2006

Page 112 of 568

11/29/2006 12:46 PM

Total Number of Voters : 41,641 of 59,998 = 69.40%

Precincts Reporting 118 of 118 = 100.00%

Party	Candidate	Early		Election		Total	
<b>Precinct 127 (Ballots Cast: 496)</b>							
<b>UNITED STATES REPRESENTATIVE DISTRICT #2, Vote For 1</b>							
DEM	Rick Larsen	345	72.48%	0	0.00%	345	72.48%
REP	Doug Roulstone	131	27.52%	0	0.00%	131	27.52%
	Cast Votes:	476	95.97%	0	0.00%	476	95.97%
	Over Votes:	0	0.00%	0	0.00%	0	0.00%
	Under Votes:	20	4.03%	0	0.00%	20	4.03%
<b>STATE REPRESENTATIVE DISTRICT #40 POSITION #1, Vote For 1</b>							
DEM	Dave Quall	356	79.29%	0	0.00%	356	79.29%
REP	Yoshe Revelle	93	20.71%	0	0.00%	93	20.71%
	Cast Votes:	449	90.52%	0	0.00%	449	90.52%
	Over Votes:	0	0.00%	0	0.00%	0	0.00%
	Under Votes:	47	9.48%	0	0.00%	47	9.48%
<b>STATE REPRESENTATIVE DISTRICT #40 POSITION #2, Vote For 1</b>							
DEM	Jeff Morris	371	100.00%	0	0.00%	371	100.00%
	Cast Votes:	371	74.80%	0	0.00%	371	74.80%
	Over Votes:	0	0.00%	0	0.00%	0	0.00%
	Under Votes:	125	25.20%	0	0.00%	125	25.20%
<b>SKAGIT COUNTY ASSESSOR, Vote For 1</b>							
REP	Mark Leander	268	100.00%	0	0.00%	268	100.00%
	Cast Votes:	268	54.03%	0	0.00%	268	54.03%
	Over Votes:	0	0.00%	0	0.00%	0	0.00%
	Under Votes:	228	45.97%	0	0.00%	228	45.97%
<b>SKAGIT COUNTY AUDITOR, Vote For 1</b>							
DEM	Jeanne Youngquist	310	67.83%	0	0.00%	310	67.83%
REP	Norma Hickok-Brummett	147	32.17%	0	0.00%	147	32.17%
	Cast Votes:	457	92.14%	0	0.00%	457	92.14%
	Over Votes:	0	0.00%	0	0.00%	0	0.00%
	Under Votes:	39	7.86%	0	0.00%	39	7.86%
<b>SKAGIT COUNTY CLERK, Vote For 1</b>							
DEM	Nancy Scott	347	100.00%	0	0.00%	347	100.00%
	Cast Votes:	347	69.96%	0	0.00%	347	69.96%
	Over Votes:	0	0.00%	0	0.00%	0	0.00%
	Under Votes:	149	30.04%	0	0.00%	149	30.04%



200611290246

Skagit County Auditor

Precinct Report — Official

PRIMARY ELECTION — SKAGIT COUNTY WASHINGTON 2006 GENERAL ELECTION — November 07, 2006

Page 113 of 568

11/29/2006 12:46 PM

Total Number of Voters : 41,641 of 59,998 = 69.40%

Precincts Reporting 118 of 118 = 100.00%

Party	Candidate	Early		Election		Total	
<b>Precinct 127 (Ballots Cast: 496)</b>							
<b>SKAGIT COUNTY COMMISSIONER DISTRICT 3, Vote For 1</b>							
DEM	Sharon D. Dillon	391	80.29%	0	0.00%	391	80.29%
REP	Ted W. Anderson	96	19.71%	0	0.00%	96	19.71%
Cast Votes:		487	98.19%	0	0.00%	487	98.19%
Over Votes:		0	0.00%	0	0.00%	0	0.00%
Under Votes:		9	1.81%	0	0.00%	9	1.81%
<b>SKAGIT COUNTY CORONER, Vote For 1</b>							
DEM	Daniel Dempsey	350	100.00%	0	0.00%	350	100.00%
Cast Votes:		350	70.56%	0	0.00%	350	70.56%
Over Votes:		0	0.00%	0	0.00%	0	0.00%
Under Votes:		146	29.44%	0	0.00%	146	29.44%
<b>SKAGIT COUNTY PROSECUTING ATTORNEY, Vote For 1</b>							
DEM	Rich Weyrich	322	72.20%	0	0.00%	322	72.20%
REP	Tom Seguire	124	27.80%	0	0.00%	124	27.80%
Cast Votes:		446	89.92%	0	0.00%	446	89.92%
Over Votes:		0	0.00%	0	0.00%	0	0.00%
Under Votes:		50	10.08%	0	0.00%	50	10.08%
<b>SKAGIT COUNTY SHERIFF, Vote For 1</b>							
DEM	Rick Grimstead	291	63.40%	0	0.00%	291	63.40%
REP	Dave Corrion	168	36.60%	0	0.00%	168	36.60%
Cast Votes:		459	92.54%	0	0.00%	459	92.54%
Over Votes:		0	0.00%	0	0.00%	0	0.00%
Under Votes:		37	7.46%	0	0.00%	37	7.46%
<b>SKAGIT COUNTY TREASURER, Vote For 1</b>							
REP	Katie Jungquist	296	100.00%	0	0.00%	296	100.00%
Cast Votes:		296	59.68%	0	0.00%	296	59.68%
Over Votes:		0	0.00%	0	0.00%	0	0.00%
Under Votes:		200	40.32%	0	0.00%	200	40.32%
<b>STATE SUPREME COURT JUSTICE POSITION #2, Vote For 1</b>							
	Susan Owens	298	71.98%	0	0.00%	298	71.98%
	Stephen Johnson	116	28.02%	0	0.00%	116	28.02%
Cast Votes:		414	83.47%	0	0.00%	414	83.47%
Over Votes:		0	0.00%	0	0.00%	0	0.00%
Under Votes:		82	16.53%	0	0.00%	82	16.53%



200611290246  
 Skagit County Auditor  
 11/29/2006 Page 130 of 584 2:34PM

**Precinct Report — Official**

**PRIMARY ELECTION — SKAGIT COUNTY WASHINGTON 2006 GENERAL ELECTION — November 07, 2006**

Page 114 of 568

11/29/2006 12:46 PM

Total Number of Voters : 41,641 of 59,998 = 69.40%

Precincts Reporting 118 of 118 = 100.00%

Party	Candidate	Early	Election	Total	
<b>Precinct 127 (Ballots Cast: 496)</b>					
<b>STATE SUPREME COURT JUSTICE POSITION #8, Vote For 1</b>					
	Gerry L. Alexander	312	100.00%	0 0.00%	312 100.00%
	Cast Votes:	312	62.90%	0 0.00%	312 62.90%
	Over Votes:	0	0.00%	0 0.00%	0 0.00%
	Under Votes:	184	37.10%	0 0.00%	184 37.10%
<b>STATE SUPREME COURT JUSTICE POSITION #9, Vote For 1</b>					
	Tom Chambers	305	100.00%	0 0.00%	305 100.00%
	Cast Votes:	305	61.49%	0 0.00%	305 61.49%
	Over Votes:	0	0.00%	0 0.00%	0 0.00%
	Under Votes:	191	38.51%	0 0.00%	191 38.51%
<b>COURT OF APPEALS DIVISION I DISTRICT #3 POSITION #1, Vote For 1</b>					
	Mary Kay Becker	311	100.00%	0 0.00%	311 100.00%
	Cast Votes:	311	62.70%	0 0.00%	311 62.70%
	Over Votes:	0	0.00%	0 0.00%	0 0.00%
	Under Votes:	185	37.30%	0 0.00%	185 37.30%
<b>DISTRICT COURT JUDGE POSITION 1, Vote For 1</b>					
	Warren M. Gilbert	169	46.17%	0 0.00%	169 46.17%
	Colleen Kenimond	197	53.83%	0 0.00%	197 53.83%
	Cast Votes:	366	73.79%	0 0.00%	366 73.79%
	Over Votes:	0	0.00%	0 0.00%	0 0.00%
	Under Votes:	130	26.21%	0 0.00%	130 26.21%
<b>DISTRICT COURT JUDGE POSITION 2, Vote For 1</b>					
	David A. Svaren	261	100.00%	0 0.00%	261 100.00%
	Cast Votes:	261	52.62%	0 0.00%	261 52.62%
	Over Votes:	0	0.00%	0 0.00%	0 0.00%
	Under Votes:	235	47.38%	0 0.00%	235 47.38%
<b>PUBLIC UTILITY DISTRICT COMMISSIONER NO. 2, Vote For 1</b>					
	Robbie Robertson	148	54.81%	0 0.00%	148 54.81%
	Michael C. Newman	122	45.19%	0 0.00%	122 45.19%
	Cast Votes:	270	54.44%	0 0.00%	270 54.44%
	Over Votes:	0	0.00%	0 0.00%	0 0.00%
	Under Votes:	226	45.56%	0 0.00%	226 45.56%



200611290246

Skagit County Auditor

Precinct Report — Official

PRIMARY ELECTION — SKAGIT COUNTY WASHINGTON 2006 GENERAL ELECTION — November 07, 2006

Total Number of Voters : 41,641 of 59,998 = 69.40%

Precincts Reporting 118 of 118 = 100.00%

Party	Candidate	Early	Election	Total
<b>Precinct 128 (Ballots Cast: 213)</b>				
<b>INITIATIVE MEASURE NO. 920, Vote For 1</b>				
	Yes	83 39.71%	0 0.00%	83 39.71%
	No	126 60.29%	0 0.00%	126 60.29%
	Cast Votes:	209 98.12%	0 0.00%	209 98.12%
	Over Votes:	0 0.00%	0 0.00%	0 0.00%
	Under Votes:	4 1.88%	0 0.00%	4 1.88%
<b>INITIATIVE MEASURE NO. 933, Vote For 1</b>				
	Yes	70 33.65%	0 0.00%	70 33.65%
	No	138 66.35%	0 0.00%	138 66.35%
	Cast Votes:	208 97.65%	0 0.00%	208 97.65%
	Over Votes:	0 0.00%	0 0.00%	0 0.00%
	Under Votes:	5 2.35%	0 0.00%	5 2.35%
<b>INITIATIVE MEASURE NO. 937, Vote For 1</b>				
	Yes	95 46.57%	0 0.00%	95 46.57%
	No	109 53.43%	0 0.00%	109 53.43%
	Cast Votes:	204 95.77%	0 0.00%	204 95.77%
	Over Votes:	0 0.00%	0 0.00%	0 0.00%
	Under Votes:	9 4.23%	0 0.00%	9 4.23%
<b>HOUSE JOINT RESOLUTION 4223, Vote For 1</b>				
	Approved	172 83.90%	0 0.00%	172 83.90%
	Rejected	33 16.10%	0 0.00%	33 16.10%
	Cast Votes:	205 96.24%	0 0.00%	205 96.24%
	Over Votes:	0 0.00%	0 0.00%	0 0.00%
	Under Votes:	8 3.76%	0 0.00%	8 3.76%
<b>PROPOSITION NO. 1 Emergency Medical Services Levy (Skagit County Medic 1), Vote For 1</b>				
	Yes	131 64.85%	0 0.00%	131 64.85%
	No	71 35.15%	0 0.00%	71 35.15%
	Cast Votes:	202 94.84%	0 0.00%	202 94.84%
	Over Votes:	0 0.00%	0 0.00%	0 0.00%
	Under Votes:	11 5.16%	0 0.00%	11 5.16%
<b>UNITED STATES SENATOR, Vote For 1</b>				
DEM	Maria Cantwell	119 56.40%	0 0.00%	119 56.40%
REP	Mike McGavick	90 42.65%	0 0.00%	90 42.65%
LIB	Bruce Guthrie	0 0.00%	0 0.00%	0 0.00%
IND	Robin Adair	2 0.95%	0 0.00%	2 0.95%
GRE	Aaron Dixon	0 0.00%	0 0.00%	0 0.00%
	Cast Votes:	211 99.06%	0 0.00%	211 99.06%
	Over Votes:	0 0.00%	0 0.00%	0 0.00%
	Under Votes:	2 0.94%	0 0.00%	2 0.94%



200611290246  
Skagit County Auditor

11/29/2006 Page 132 of 584 2:34PM

Precinct Report — Official

PRIMARY ELECTION — SKAGIT COUNTY WASHINGTON 2006 GENERAL ELECTION — November 07, 2006

Page 116 of 568

11/29/2006 12:46 PM

Total Number of Voters : 41,641 of 59,998 = 69.40%

Precincts Reporting 118 of 118 = 100.00%

Party	Candidate	Early	Election	Total
<b>Precinct 128 (Ballots Cast: 213)</b>				
<b>UNITED STATES REPRESENTATIVE DISTRICT #2, Vote For 1</b>				
DEM	Rick Larsen	137 65.87%	0 0.00%	137 65.87%
REP	Doug Roulstone	71 34.13%	0 0.00%	71 34.13%
	<b>Cast Votes:</b>	<b>208 97.65%</b>	<b>0 0.00%</b>	<b>208 97.65%</b>
	<b>Over Votes:</b>	<b>0 0.00%</b>	<b>0 0.00%</b>	<b>0 0.00%</b>
	<b>Under Votes:</b>	<b>5 2.35%</b>	<b>0 0.00%</b>	<b>5 2.35%</b>
<b>STATE REPRESENTATIVE DISTRICT #39 POSITION #1, Vote For 1</b>				
DEM	Scott Olson	106 52.48%	0 0.00%	106 52.48%
REP	Dan Kristiansen	96 47.52%	0 0.00%	96 47.52%
	<b>Cast Votes:</b>	<b>202 94.84%</b>	<b>0 0.00%</b>	<b>202 94.84%</b>
	<b>Over Votes:</b>	<b>0 0.00%</b>	<b>0 0.00%</b>	<b>0 0.00%</b>
	<b>Under Votes:</b>	<b>11 5.16%</b>	<b>0 0.00%</b>	<b>11 5.16%</b>
<b>STATE REPRESENTATIVE DISTRICT #39 POSITION #2, Vote For 1</b>				
REP	Kirk Pearson	141 100.00%	0 0.00%	141 100.00%
	<b>Cast Votes:</b>	<b>141 66.20%</b>	<b>0 0.00%</b>	<b>141 66.20%</b>
	<b>Over Votes:</b>	<b>0 0.00%</b>	<b>0 0.00%</b>	<b>0 0.00%</b>
	<b>Under Votes:</b>	<b>72 33.80%</b>	<b>0 0.00%</b>	<b>72 33.80%</b>
<b>SKAGIT COUNTY ASSESSOR, Vote For 1</b>				
REP	Mark Leander	144 100.00%	0 0.00%	144 100.00%
	<b>Cast Votes:</b>	<b>144 67.61%</b>	<b>0 0.00%</b>	<b>144 67.61%</b>
	<b>Over Votes:</b>	<b>0 0.00%</b>	<b>0 0.00%</b>	<b>0 0.00%</b>
	<b>Under Votes:</b>	<b>69 32.39%</b>	<b>0 0.00%</b>	<b>69 32.39%</b>
<b>SKAGIT COUNTY AUDITOR, Vote For 1</b>				
DEM	Jeanne Youngquist	107 51.69%	0 0.00%	107 51.69%
REP	Norma Hickok-Brummett	100 48.31%	0 0.00%	100 48.31%
	<b>Cast Votes:</b>	<b>207 97.18%</b>	<b>0 0.00%</b>	<b>207 97.18%</b>
	<b>Over Votes:</b>	<b>0 0.00%</b>	<b>0 0.00%</b>	<b>0 0.00%</b>
	<b>Under Votes:</b>	<b>6 2.82%</b>	<b>0 0.00%</b>	<b>6 2.82%</b>
<b>SKAGIT COUNTY CLERK, Vote For 1</b>				
DEM	Nancy Scott	159 100.00%	0 0.00%	159 100.00%
	<b>Cast Votes:</b>	<b>159 74.65%</b>	<b>0 0.00%</b>	<b>159 74.65%</b>
	<b>Over Votes:</b>	<b>0 0.00%</b>	<b>0 0.00%</b>	<b>0 0.00%</b>
	<b>Under Votes:</b>	<b>54 25.35%</b>	<b>0 0.00%</b>	<b>54 25.35%</b>



200611290246

Skagit County Auditor

Precinct Report — Official

PRIMARY ELECTION — SKAGIT COUNTY WASHINGTON 2006 GENERAL ELECTION — November 07, 2006

Page 117 of 568

11/29/2006 12:46 PM

Total Number of Voters : 41,641 of 59,998 = 69.40%

Precincts Reporting 118 of 118 = 100.00%

Party	Candidate	Early		Election		Total	
<b>Precinct 128 (Ballots Cast: 213)</b>							
<b>SKAGIT COUNTY COMMISSIONER DISTRICT 3, Vote For 1</b>							
DEM	Sharon D. Dillon	141	68.12%	0	0.00%	141	68.12%
REP	Ted W. Anderson	66	31.88%	0	0.00%	66	31.88%
Cast Votes:		207	97.18%	0	0.00%	207	97.18%
Over Votes:		0	0.00%	0	0.00%	0	0.00%
Under Votes:		6	2.82%	0	0.00%	6	2.82%
<b>SKAGIT COUNTY CORONER, Vote For 1</b>							
DEM	Daniel Dempsey	161	100.00%	0	0.00%	161	100.00%
Cast Votes:		161	75.59%	0	0.00%	161	75.59%
Over Votes:		0	0.00%	0	0.00%	0	0.00%
Under Votes:		52	24.41%	0	0.00%	52	24.41%
<b>SKAGIT COUNTY PROSECUTING ATTORNEY, Vote For 1</b>							
DEM	Rich Weyrich	125	61.27%	0	0.00%	125	61.27%
REP	Tom Seguire	79	38.73%	0	0.00%	79	38.73%
Cast Votes:		204	95.77%	0	0.00%	204	95.77%
Over Votes:		0	0.00%	0	0.00%	0	0.00%
Under Votes:		9	4.23%	0	0.00%	9	4.23%
<b>SKAGIT COUNTY SHERIFF, Vote For 1</b>							
DEM	Rick Grimstead	110	53.66%	0	0.00%	110	53.66%
REP	Dave Corrion	95	46.34%	0	0.00%	95	46.34%
Cast Votes:		205	96.24%	0	0.00%	205	96.24%
Over Votes:		0	0.00%	0	0.00%	0	0.00%
Under Votes:		8	3.76%	0	0.00%	8	3.76%
<b>SKAGIT COUNTY TREASURER, Vote For 1</b>							
REP	Katie Jungquist	154	100.00%	0	0.00%	154	100.00%
Cast Votes:		154	72.30%	0	0.00%	154	72.30%
Over Votes:		0	0.00%	0	0.00%	0	0.00%
Under Votes:		59	27.70%	0	0.00%	59	27.70%
<b>STATE SUPREME COURT JUSTICE POSITION #2, Vote For 1</b>							
	Susan Owens	116	63.39%	0	0.00%	116	63.39%
	Stephen Johnson	67	36.61%	0	0.00%	67	36.61%
Cast Votes:		183	85.92%	0	0.00%	183	85.92%
Over Votes:		0	0.00%	0	0.00%	0	0.00%
Under Votes:		30	14.08%	0	0.00%	30	14.08%



200611290246  
Skagit County Auditor  
11/29/2006 Page 134 of 584 2:34PM

Precinct Report — Official

PRIMARY ELECTION — SKAGIT COUNTY WASHINGTON 2006 GENERAL ELECTION — November 07, 2006

Page 118 of 568

11/29/2006 12:46 PM

Total Number of Voters : 41,641 of 59,998 = 69.40%

Precincts Reporting 118 of 118 = 100.00%

Party	Candidate	Early	Election	Total
<b>Precinct 128 (Ballots Cast: 213)</b>				
<b>STATE SUPREME COURT JUSTICE POSITION #8, Vote For 1</b>				
	Gerry L. Alexander	154 100.00%	0 0.00%	154 100.00%
	Cast Votes:	154 72.30%	0 0.00%	154 72.30%
	Over Votes:	0 0.00%	0 0.00%	0 0.00%
	Under Votes:	59 27.70%	0 0.00%	59 27.70%
<b>STATE SUPREME COURT JUSTICE POSITION #9, Vote For 1</b>				
	Tom Chambers	160 100.00%	0 0.00%	160 100.00%
	Cast Votes:	160 75.12%	0 0.00%	160 75.12%
	Over Votes:	0 0.00%	0 0.00%	0 0.00%
	Under Votes:	53 24.88%	0 0.00%	53 24.88%
<b>COURT OF APPEALS DIVISION I DISTRICT #3 POSITION #1, Vote For 1</b>				
	Mary Kay Becker	154 100.00%	0 0.00%	154 100.00%
	Cast Votes:	154 72.30%	0 0.00%	154 72.30%
	Over Votes:	0 0.00%	0 0.00%	0 0.00%
	Under Votes:	59 27.70%	0 0.00%	59 27.70%
<b>DISTRICT COURT JUDGE POSITION 1, Vote For 1</b>				
	Warren M. Gilbert	114 59.38%	0 0.00%	114 59.38%
	Colleen Kenimond	78 40.63%	0 0.00%	78 40.63%
	Cast Votes:	192 90.14%	0 0.00%	192 90.14%
	Over Votes:	0 0.00%	0 0.00%	0 0.00%
	Under Votes:	21 9.86%	0 0.00%	21 9.86%
<b>DISTRICT COURT JUDGE POSITION 2, Vote For 1</b>				
	David A. Svaren	148 100.00%	0 0.00%	148 100.00%
	Cast Votes:	148 69.48%	0 0.00%	148 69.48%
	Over Votes:	0 0.00%	0 0.00%	0 0.00%
	Under Votes:	65 30.52%	0 0.00%	65 30.52%
<b>PUBLIC UTILITY DISTRICT COMMISSIONER NO. 2, Vote For 1</b>				
	Robbie Robertson	122 73.94%	0 0.00%	122 73.94%
	Michael C. Newman	43 26.06%	0 0.00%	43 26.06%
	Cast Votes:	165 77.46%	0 0.00%	165 77.46%
	Over Votes:	0 0.00%	0 0.00%	0 0.00%
	Under Votes:	48 22.54%	0 0.00%	48 22.54%



200611290246

Skagit County Auditor

Precinct Report — Official

PRIMARY ELECTION — SKAGIT COUNTY WASHINGTON 2006 GENERAL ELECTION — November 07, 2006

Page 119 of 568

11/29/2006 12:46 PM

Total Number of Voters : 41,641 of 59,998 = 69.40%

Precincts Reporting 118 of 118 = 100.00%

Party	Candidate	Early	Election	Total
<b>Precinct 128 (Ballots Cast: 213)</b>				
SKAGIT COUNTY BOARD OF COMMISSIONERS PROPOSITION NO. 2 FLUORIDATION ADVISORY MEASURE, Vote For 1				
Yes		92 44.88%	0 0.00%	92 44.88%
No		113 55.12%	0 0.00%	113 55.12%
	Cast Votes:	205 96.24%	0 0.00%	205 96.24%
	Over Votes:	0 0.00%	0 0.00%	0 0.00%
	Under Votes:	8 3.76%	0 0.00%	8 3.76%



200611290246  
Skagit County Auditor



Precinct Report — Official


PRIMARY ELECTION — SKAGIT COUNTY WASHINGTON 2006 GENERAL ELECTION — November 07, 2006

Total Number of Voters : 41,641 of 59,998 = 69.40%

Precincts Reporting 118 of 118 = 100.00%

Party	Candidate	Early	Election	Total
<b>Precinct 129 (Ballots Cast: 334)</b>				
<b>INITIATIVE MEASURE NO. 920, Vote For 1</b>				
	Yes	124 38.51%	0 0.00%	124 38.51%
	No	198 61.49%	0 0.00%	198 61.49%
	Cast Votes:	322 96.41%	0 0.00%	322 96.41%
	Over Votes:	0 0.00%	0 0.00%	0 0.00%
	Under Votes:	12 3.59%	0 0.00%	12 3.59%
<b>INITIATIVE MEASURE NO. 933, Vote For 1</b>				
	Yes	88 26.67%	0 0.00%	88 26.67%
	No	242 73.33%	0 0.00%	242 73.33%
	Cast Votes:	330 98.80%	0 0.00%	330 98.80%
	Over Votes:	0 0.00%	0 0.00%	0 0.00%
	Under Votes:	4 1.20%	0 0.00%	4 1.20%
<b>INITIATIVE MEASURE NO. 937, Vote For 1</b>				
	Yes	139 43.85%	0 0.00%	139 43.85%
	No	178 56.15%	0 0.00%	178 56.15%
	Cast Votes:	317 94.91%	0 0.00%	317 94.91%
	Over Votes:	0 0.00%	0 0.00%	0 0.00%
	Under Votes:	17 5.09%	0 0.00%	17 5.09%
<b>HOUSE JOINT RESOLUTION 4223, Vote For 1</b>				
	Approved	261 85.29%	0 0.00%	261 85.29%
	Rejected	45 14.71%	0 0.00%	45 14.71%
	Cast Votes:	306 91.62%	0 0.00%	306 91.62%
	Over Votes:	0 0.00%	0 0.00%	0 0.00%
	Under Votes:	28 8.38%	0 0.00%	28 8.38%
<b>PROPOSITION NO. 1 Emergency Medical Services Levy (Skagit County Medic 1), Vote For 1</b>				
	Yes	225 69.88%	0 0.00%	225 69.88%
	No	97 30.12%	0 0.00%	97 30.12%
	Cast Votes:	322 96.41%	0 0.00%	322 96.41%
	Over Votes:	0 0.00%	0 0.00%	0 0.00%
	Under Votes:	12 3.59%	0 0.00%	12 3.59%
<b>UNITED STATES SENATOR, Vote For 1</b>				
DEM	Maria Cantwell	148 44.85%	0 0.00%	148 44.85%
REP	Mike McGavick	172 52.12%	0 0.00%	172 52.12%
LIB	Bruce Guthrie	6 1.82%	0 0.00%	6 1.82%
IND	Robin Adair	1 0.30%	0 0.00%	1 0.30%
GRE	Aaron Dixon	3 0.91%	0 0.00%	3 0.91%
	Cast Votes:	330 98.80%	0 0.00%	330 98.80%
	Over Votes:	0 0.00%	0 0.00%	0 0.00%
	Under Votes:	4 1.20%	0 0.00%	4 1.20%

11/29/2006 Page 137 of 584 2:34PM



Precinct Report — Official

PRIMARY ELECTION — SKAGIT COUNTY WASHINGTON 2006 GENERAL ELECTION — November 07, 2006

Total Number of Voters : 41,641 of 59,998 = 69.40%

Party	Candidate	Early	Election	Total
<b>Precinct 129 (Ballots Cast: 334)</b>				
<b>UNITED STATES REPRESENTATIVE DISTRICT #2, Vote For 1</b>				
DEM	Rick Larsen	204	62.58%	204
REP	Doug Roulstone	122	37.42%	122
	<b>Cast Votes:</b>	326	97.60%	326
	<b>Over Votes:</b>	0	0.00%	0
	<b>Under Votes:</b>	8	2.40%	8
<b>STATE REPRESENTATIVE DISTRICT #10 POSITION #1, Vote For 1</b>				
REP	Chris Strow	224	100.00%	224
	<b>Cast Votes:</b>	224	67.07%	224
	<b>Over Votes:</b>	0	0.00%	0
	<b>Under Votes:</b>	110	32.93%	110
<b>STATE REPRESENTATIVE DISTRICT #10 POSITION #2, Vote For 1</b>				
DEM	Tim Knue	158	48.62%	158
REP	Barbara Bailey	167	51.38%	167
	<b>Cast Votes:</b>	325	97.31%	325
	<b>Over Votes:</b>	0	0.00%	0
	<b>Under Votes:</b>	9	2.69%	9
<b>SKAGIT COUNTY ASSESSOR, Vote For 1</b>				
REP	Mark Leander	228	100.00%	228
	<b>Cast Votes:</b>	228	68.26%	228
	<b>Over Votes:</b>	0	0.00%	0
	<b>Under Votes:</b>	106	31.74%	106
<b>SKAGIT COUNTY AUDITOR, Vote For 1</b>				
DEM	Jeanne Youngquist	182	56.52%	182
REP	Norma Hickok-Brummett	140	43.48%	140
	<b>Cast Votes:</b>	322	96.41%	322
	<b>Over Votes:</b>	0	0.00%	0
	<b>Under Votes:</b>	12	3.59%	12
<b>SKAGIT COUNTY CLERK, Vote For 1</b>				
DEM	Nancy Scott	237	100.00%	237
	<b>Cast Votes:</b>	237	70.96%	237
	<b>Over Votes:</b>	0	0.00%	0
	<b>Under Votes:</b>	97	29.04%	97



200611290246  
 Skagit County Auditor  
 11/29/2006 Page 138 of 584 2:34PM

Precinct Report — Official

PRIMARY ELECTION — SKAGIT COUNTY WASHINGTON 2006 GENERAL ELECTION — November 07, 2006

Page 122 of 568

11/29/2006 12:46 PM

Total Number of Voters : 41,641 of 59,998 = 69.40%

Precincts Reporting 118 of 118 = 100.00%

Party	Candidate	Early	Election	Total
<b>Precinct 129 (Ballots Cast: 334)</b>				
<b>SKAGIT COUNTY COMMISSIONER DISTRICT 3, Vote For 1</b>				
DEM	Sharon D. Dillon	187 58.81%	0 0.00%	187 58.81%
REP	Ted W. Anderson	131 41.19%	0 0.00%	131 41.19%
	Cast Votes:	318 95.21%	0 0.00%	318 95.21%
	Over Votes:	0 0.00%	0 0.00%	0 0.00%
	Under Votes:	16 4.79%	0 0.00%	16 4.79%
<b>SKAGIT COUNTY CORONER, Vote For 1</b>				
DEM	Daniel Dempsey	236 100.00%	0 0.00%	236 100.00%
	Cast Votes:	236 70.66%	0 0.00%	236 70.66%
	Over Votes:	0 0.00%	0 0.00%	0 0.00%
	Under Votes:	98 29.34%	0 0.00%	98 29.34%
<b>SKAGIT COUNTY PROSECUTING ATTORNEY, Vote For 1</b>				
DEM	Rich Weyrich	188 58.93%	0 0.00%	188 58.93%
REP	Tom Seguine	131 41.07%	0 0.00%	131 41.07%
	Cast Votes:	319 95.51%	0 0.00%	319 95.51%
	Over Votes:	0 0.00%	0 0.00%	0 0.00%
	Under Votes:	15 4.49%	0 0.00%	15 4.49%
<b>SKAGIT COUNTY SHERIFF, Vote For 1</b>				
DEM	Rick Grimstead	157 51.31%	0 0.00%	157 51.31%
REP	Dave Corrion	149 48.69%	0 0.00%	149 48.69%
	Cast Votes:	306 91.62%	0 0.00%	306 91.62%
	Over Votes:	0 0.00%	0 0.00%	0 0.00%
	Under Votes:	28 8.38%	0 0.00%	28 8.38%
<b>SKAGIT COUNTY TREASURER, Vote For 1</b>				
REP	Katie Jungquist	239 100.00%	0 0.00%	239 100.00%
	Cast Votes:	239 71.56%	0 0.00%	239 71.56%
	Over Votes:	0 0.00%	0 0.00%	0 0.00%
	Under Votes:	95 28.44%	0 0.00%	95 28.44%
<b>STATE SUPREME COURT JUSTICE POSITION #2, Vote For 1</b>				
	Susan Owens	149 54.58%	0 0.00%	149 54.58%
	Stephen Johnson	124 45.42%	0 0.00%	124 45.42%
	Cast Votes:	273 81.74%	0 0.00%	273 81.74%
	Over Votes:	0 0.00%	0 0.00%	0 0.00%
	Under Votes:	61 18.26%	0 0.00%	61 18.26%



200611290246  
Skagit County Auditor

Precinct Report — Official

PRIMARY ELECTION — SKAGIT COUNTY WASHINGTON 2006 GENERAL ELECTION — November 07, 2006

Page 123 of 568

11/29/2006 12:46 PM

Precincts Reporting 118 of 118 = 100.00%

Total Number of Voters : 41,641 of 59,998 = 69.40%

Party	Candidate	Early		Election		Total	
<b>Precinct 129 (Ballots Cast: 334)</b>							
<b>STATE SUPREME COURT JUSTICE POSITION #8, Vote For 1</b>							
	Gerry L. Alexander	206	100.00%	0	0.00%	206	100.00%
	Cast Votes:	206	61.68%	0	0.00%	206	61.68%
	Over Votes:	0	0.00%	0	0.00%	0	0.00%
	Under Votes:	128	38.32%	0	0.00%	128	38.32%
<b>STATE SUPREME COURT JUSTICE POSITION #9, Vote For 1</b>							
	Tom Chambers	209	100.00%	0	0.00%	209	100.00%
	Cast Votes:	209	62.57%	0	0.00%	209	62.57%
	Over Votes:	0	0.00%	0	0.00%	0	0.00%
	Under Votes:	125	37.43%	0	0.00%	125	37.43%
<b>COURT OF APPEALS DIVISION I DISTRICT #3 POSITION #1, Vote For 1</b>							
	Mary Kay Becker	211	100.00%	0	0.00%	211	100.00%
	Cast Votes:	211	63.17%	0	0.00%	211	63.17%
	Over Votes:	0	0.00%	0	0.00%	0	0.00%
	Under Votes:	123	36.83%	0	0.00%	123	36.83%
<b>DISTRICT COURT JUDGE POSITION 1, Vote For 1</b>							
	Warren M. Gilbert	168	58.13%	0	0.00%	168	58.13%
	Colleen Kenimond	121	41.87%	0	0.00%	121	41.87%
	Cast Votes:	289	86.53%	0	0.00%	289	86.53%
	Over Votes:	0	0.00%	0	0.00%	0	0.00%
	Under Votes:	45	13.47%	0	0.00%	45	13.47%
<b>DISTRICT COURT JUDGE POSITION 2, Vote For 1</b>							
	David A. Svaren	199	100.00%	0	0.00%	199	100.00%
	Cast Votes:	199	59.58%	0	0.00%	199	59.58%
	Over Votes:	1	0.30%	0	0.00%	1	0.30%
	Under Votes:	134	40.12%	0	0.00%	134	40.12%
<b>PUBLIC UTILITY DISTRICT COMMISSIONER NO. 2, Vote For 1</b>							
	Robbie Robertson	141	55.08%	0	0.00%	141	55.08%
	Michael C. Newman	115	44.92%	0	0.00%	115	44.92%
	Cast Votes:	256	76.65%	0	0.00%	256	76.65%
	Over Votes:	0	0.00%	0	0.00%	0	0.00%
	Under Votes:	78	23.35%	0	0.00%	78	23.35%



200611290246  
Skagit County Auditor

11/29/2006 Page 140 of 584 2:34PM

Precinct Report — Official

PRIMARY ELECTION — SKAGIT COUNTY WASHINGTON 2006 GENERAL ELECTION — November 07, 2006

Total Number of Voters : 41,641 of 59,998 = 69.40%

Precincts Reporting 118 of 118 = 100.00%

Party	Candidate	Early	Election	Total
-------	-----------	-------	----------	-------

Precinct 129 (Ballots Cast: 334)

SKAGIT COUNTY BOARD OF COMMISSIONERS PROPOSITION NO. 2 FLUORIDATION ADVISORY MEASURE, Vote For 1

Yes	154	48.28%	0	0.00%	154	48.28%
No	165	51.72%	0	0.00%	165	51.72%
Cast Votes:	319	95.51%	0	0.00%	319	95.51%
Over Votes:	0	0.00%	0	0.00%	0	0.00%
Under Votes:	15	4.49%	0	0.00%	15	4.49%

11/29/2006 Page 141 of 584 2:34PM  
 Skagit County Auditor  
 200611290246

Precinct Report — Official

PRIMARY ELECTION — SKAGIT COUNTY WASHINGTON 2006 GENERAL ELECTION — November 07, 2006

Page 125 of 568

11/29/2006 12:46 PM

Total Number of Voters : 41,641 of 59,998 = 69.40%

Precincts Reporting 118 of 118 = 100.00%

Party	Candidate	Early	Election	Total
-------	-----------	-------	----------	-------

Precinct 130 (Ballots Cast: 245)

<b>INITIATIVE MEASURE NO. 920, Vote For 1</b>							
Yes		89	37.39%	0	0.00%	89	37.39%
No		149	62.61%	0	0.00%	149	62.61%
Cast Votes:		238	97.14%	0	0.00%	238	97.14%
Over Votes:		0	0.00%	0	0.00%	0	0.00%
Under Votes:		7	2.86%	0	0.00%	7	2.86%
<b>INITIATIVE MEASURE NO. 933, Vote For 1</b>							
Yes		87	35.95%	0	0.00%	87	35.95%
No		155	64.05%	0	0.00%	155	64.05%
Cast Votes:		242	98.78%	0	0.00%	242	98.78%
Over Votes:		0	0.00%	0	0.00%	0	0.00%
Under Votes:		3	1.22%	0	0.00%	3	1.22%
<b>INITIATIVE MEASURE NO. 937, Vote For 1</b>							
Yes		102	44.35%	0	0.00%	102	44.35%
No		128	55.65%	0	0.00%	128	55.65%
Cast Votes:		230	93.88%	0	0.00%	230	93.88%
Over Votes:		0	0.00%	0	0.00%	0	0.00%
Under Votes:		15	6.12%	0	0.00%	15	6.12%
<b>HOUSE JOINT RESOLUTION 4223, Vote For 1</b>							
Approved		174	80.18%	0	0.00%	174	80.18%
Rejected		43	19.82%	0	0.00%	43	19.82%
Cast Votes:		217	88.57%	0	0.00%	217	88.57%
Over Votes:		0	0.00%	0	0.00%	0	0.00%
Under Votes:		28	11.43%	0	0.00%	28	11.43%
<b>PROPOSITION NO. 1 Emergency Medical Services Levy (Skagit County Medic 1), Vote For 1</b>							
Yes		131	57.46%	0	0.00%	131	57.46%
No		97	42.54%	0	0.00%	97	42.54%
Cast Votes:		228	93.06%	0	0.00%	228	93.06%
Over Votes:		0	0.00%	0	0.00%	0	0.00%
Under Votes:		17	6.94%	0	0.00%	17	6.94%
<b>UNITED STATES SENATOR, Vote For 1</b>							
DEM	Maria Cantwell	129	53.09%	0	0.00%	129	53.09%
REP	Mike McGavick	104	42.80%	0	0.00%	104	42.80%
LIB	Bruce Guthrie	8	3.29%	0	0.00%	8	3.29%
IND	Robin Adair	0	0.00%	0	0.00%	0	0.00%
GRE	Aaron Dixon	2	0.82%	0	0.00%	2	0.82%
Cast Votes:		243	99.18%	0	0.00%	243	99.18%
Over Votes:		0	0.00%	0	0.00%	0	0.00%
Under Votes:		2	0.82%	0	0.00%	2	0.82%



200611290246  
Skagit County Auditor

11/29/2006 Page 142 of 584 2:34PM

Precinct Report — Official

PRIMARY ELECTION — SKAGIT COUNTY WASHINGTON 2006 GENERAL ELECTION — November 07, 2006

Page 126 of 568

11/29/2006 12:46 PM

Total Number of Voters : 41,641 of 59,998 = 69.40%

Precincts Reporting 118 of 118 = 100.00%

Party	Candidate	Early	Election	Total
<b>Precinct 130 (Ballots Cast: 245)</b>				
<b>UNITED STATES REPRESENTATIVE DISTRICT #2, Vote For 1</b>				
DEM	Rick Larsen	168	70.00%	168 70.00%
REP	Doug Roulstone	72	30.00%	72 30.00%
	Cast Votes:	240	97.96%	240 97.96%
	Over Votes:	0	0.00%	0 0.00%
	Under Votes:	5	2.04%	5 2.04%
<b>STATE REPRESENTATIVE DISTRICT #10 POSITION #1, Vote For 1</b>				
REP	Chris Strow	162	100.00%	162 100.00%
	Cast Votes:	162	66.12%	162 66.12%
	Over Votes:	0	0.00%	0 0.00%
	Under Votes:	83	33.88%	83 33.88%
<b>STATE REPRESENTATIVE DISTRICT #10 POSITION #2, Vote For 1</b>				
DEM	Tim Knue	130	56.28%	130 56.28%
REP	Barbara Bailey	101	43.72%	101 43.72%
	Cast Votes:	231	94.29%	231 94.29%
	Over Votes:	0	0.00%	0 0.00%
	Under Votes:	14	5.71%	14 5.71%
<b>SKAGIT COUNTY ASSESSOR, Vote For 1</b>				
REP	Mark Leander	182	100.00%	182 100.00%
	Cast Votes:	182	74.29%	182 74.29%
	Over Votes:	0	0.00%	0 0.00%
	Under Votes:	63	25.71%	63 25.71%
<b>SKAGIT COUNTY AUDITOR, Vote For 1</b>				
DEM	Jeanne Youngquist	108	47.16%	108 47.16%
REP	Norma Hickok-Brummett	121	52.84%	121 52.84%
	Cast Votes:	229	93.47%	229 93.47%
	Over Votes:	0	0.00%	0 0.00%
	Under Votes:	16	6.53%	16 6.53%
<b>SKAGIT COUNTY CLERK, Vote For 1</b>				
DEM	Nancy Scott	176	100.00%	176 100.00%
	Cast Votes:	176	71.84%	176 71.84%
	Over Votes:	0	0.00%	0 0.00%
	Under Votes:	69	28.16%	69 28.16%



200611290246

Skagit County Auditor

Precinct Report — Official

PRIMARY ELECTION — SKAGIT COUNTY WASHINGTON 2006 GENERAL ELECTION — November 07, 2006

Page 127 of 568

11/29/2006 12:46 PM

Precincts Reporting 118 of 118 = 100.00%

Total Number of Voters : 41,641 of 59,998 = 69.40%

Party	Candidate	Early	Election	Total
-------	-----------	-------	----------	-------

Precinct 130 (Ballots Cast: 245)

SKAGIT COUNTY COMMISSIONER DISTRICT 3, Vote For 1							
DEM	Sharon D. Dillon	131	57.71%	0	0.00%	131	57.71%
REP	Ted W. Anderson	96	42.29%	0	0.00%	96	42.29%
Cast Votes:		227	92.65%	0	0.00%	227	92.65%
Over Votes:		0	0.00%	0	0.00%	0	0.00%
Under Votes:		18	7.35%	0	0.00%	18	7.35%
SKAGIT COUNTY CORONER, Vote For 1							
DEM	Daniel Dempsey	173	100.00%	0	0.00%	173	100.00%
Cast Votes:		173	70.61%	0	0.00%	173	70.61%
Over Votes:		0	0.00%	0	0.00%	0	0.00%
Under Votes:		72	29.39%	0	0.00%	72	29.39%
SKAGIT COUNTY PROSECUTING ATTORNEY, Vote For 1							
DEM	Rich Weyrich	123	54.19%	0	0.00%	123	54.19%
REP	Tom Seguine	104	45.81%	0	0.00%	104	45.81%
Cast Votes:		227	92.65%	0	0.00%	227	92.65%
Over Votes:		0	0.00%	0	0.00%	0	0.00%
Under Votes:		18	7.35%	0	0.00%	18	7.35%
SKAGIT COUNTY SHERIFF, Vote For 1							
DEM	Rick Grimstead	122	54.46%	0	0.00%	122	54.46%
REP	Dave Corrion	102	45.54%	0	0.00%	102	45.54%
Cast Votes:		224	91.43%	0	0.00%	224	91.43%
Over Votes:		0	0.00%	0	0.00%	0	0.00%
Under Votes:		21	8.57%	0	0.00%	21	8.57%
SKAGIT COUNTY TREASURER, Vote For 1							
REP	Katie Jungquist	178	100.00%	0	0.00%	178	100.00%
Cast Votes:		178	72.65%	0	0.00%	178	72.65%
Over Votes:		0	0.00%	0	0.00%	0	0.00%
Under Votes:		67	27.35%	0	0.00%	67	27.35%
STATE SUPREME COURT JUSTICE POSITION #2, Vote For 1							
	Susan Owens	107	55.15%	0	0.00%	107	55.15%
	Stephen Johnson	87	44.85%	0	0.00%	87	44.85%
Cast Votes:		194	79.18%	0	0.00%	194	79.18%
Over Votes:		0	0.00%	0	0.00%	0	0.00%
Under Votes:		51	20.82%	0	0.00%	51	20.82%



200611290246  
Skagit County Auditor

11/29/2006 Page 144 of 584 2:34PM



Precinct Report — Official

PRIMARY ELECTION — SKAGIT COUNTY WASHINGTON 2006 GENERAL ELECTION — November 07, 2006

Page 128 of 568

11/29/2006 12:46 PM

Total Number of Voters : 41,641 of 59,998 = 69.40%

Precincts Reporting 118 of 118 = 100.00%

Party	Candidate	Early	Election	Total
<b>Precinct 130 (Ballots Cast: 245)</b>				
<b>STATE SUPREME COURT JUSTICE POSITION #8, Vote For 1</b>				
	Gerry L. Alexander	163 100.00%	0 0.00%	163 100.00%
	Cast Votes:	163 66.53%	0 0.00%	163 66.53%
	Over Votes:	0 0.00%	0 0.00%	0 0.00%
	Under Votes:	82 33.47%	0 0.00%	82 33.47%
<b>STATE SUPREME COURT JUSTICE POSITION #9, Vote For 1</b>				
	Tom Chambers	160 100.00%	0 0.00%	160 100.00%
	Cast Votes:	160 65.31%	0 0.00%	160 65.31%
	Over Votes:	0 0.00%	0 0.00%	0 0.00%
	Under Votes:	85 34.69%	0 0.00%	85 34.69%
<b>COURT OF APPEALS DIVISION I DISTRICT #3 POSITION #1, Vote For 1</b>				
	Mary Kay Becker	158 100.00%	0 0.00%	158 100.00%
	Cast Votes:	158 64.49%	0 0.00%	158 64.49%
	Over Votes:	0 0.00%	0 0.00%	0 0.00%
	Under Votes:	87 35.51%	0 0.00%	87 35.51%
<b>DISTRICT COURT JUDGE POSITION 1, Vote For 1</b>				
	Warren M. Gilbert	123 60.00%	0 0.00%	123 60.00%
	Colleen Kenimond	82 40.00%	0 0.00%	82 40.00%
	Cast Votes:	205 83.67%	0 0.00%	205 83.67%
	Over Votes:	0 0.00%	0 0.00%	0 0.00%
	Under Votes:	40 16.33%	0 0.00%	40 16.33%
<b>DISTRICT COURT JUDGE POSITION 2, Vote For 1</b>				
	David A. Svaren	160 100.00%	0 0.00%	160 100.00%
	Cast Votes:	160 65.31%	0 0.00%	160 65.31%
	Over Votes:	0 0.00%	0 0.00%	0 0.00%
	Under Votes:	85 34.69%	0 0.00%	85 34.69%
<b>PUBLIC UTILITY DISTRICT COMMISSIONER NO. 2, Vote For 1</b>				
	Robbie Robertson	120 64.86%	0 0.00%	120 64.86%
	Michael C. Newman	65 35.14%	0 0.00%	65 35.14%
	Cast Votes:	185 75.51%	0 0.00%	185 75.51%
	Over Votes:	0 0.00%	0 0.00%	0 0.00%
	Under Votes:	60 24.49%	0 0.00%	60 24.49%



200611290246

Skagit County Auditor

Precinct Report — Official

PRIMARY ELECTION — SKAGIT COUNTY WASHINGTON 2006 GENERAL ELECTION — November 07, 2006

Page 129 of 568

11/29/2006 12:46 PM

Total Number of Voters : 41,641 of 59,998 = 69.40%

Precincts Reporting 118 of 118 = 100.00%

Party	Candidate	Early	Election	Total
-------	-----------	-------	----------	-------

Precinct 130 (Ballots Cast: 245)

SKAGIT COUNTY BOARD OF COMMISSIONERS PROPOSITION NO. 2 FLUORIDATION ADVISORY MEASURE, Vote For 1

Yes	122	53.74%	0	0.00%	122	53.74%
No	105	46.26%	0	0.00%	105	46.26%
Cast Votes:	227	92.65%	0	0.00%	227	92.65%
Over Votes:	0	0.00%	0	0.00%	0	0.00%
Under Votes:	18	7.35%	0	0.00%	18	7.35%



200611290246  
Skagit County Auditor

Precinct Report — Official

PRIMARY ELECTION — SKAGIT COUNTY WASHINGTON 2006 GENERAL ELECTION — November 07, 2006


Total Number of Voters : 41,641 of 59,998 = 69.40%

Precincts Reporting 118 of 118 = 100.00%

Party	Candidate	Early	Election	Total
<b>Precinct 132 (Ballots Cast: 565)</b>				
<b>INITIATIVE MEASURE NO. 920, Vote For 1</b>				
	Yes	195 35.91%	0 0.00%	195 35.91%
	No	348 64.09%	0 0.00%	348 64.09%
	Cast Votes:	543 96.11%	0 0.00%	543 96.11%
	Over Votes:	0 0.00%	0 0.00%	0 0.00%
	Under Votes:	22 3.89%	0 0.00%	22 3.89%
<b>INITIATIVE MEASURE NO. 933, Vote For 1</b>				
	Yes	212 38.34%	0 0.00%	212 38.34%
	No	341 61.66%	0 0.00%	341 61.66%
	Cast Votes:	553 97.88%	0 0.00%	553 97.88%
	Over Votes:	0 0.00%	0 0.00%	0 0.00%
	Under Votes:	12 2.12%	0 0.00%	12 2.12%
<b>INITIATIVE MEASURE NO. 937, Vote For 1</b>				
	Yes	217 40.71%	0 0.00%	217 40.71%
	No	316 59.29%	0 0.00%	316 59.29%
	Cast Votes:	533 94.34%	0 0.00%	533 94.34%
	Over Votes:	0 0.00%	0 0.00%	0 0.00%
	Under Votes:	32 5.66%	0 0.00%	32 5.66%
<b>HOUSE JOINT RESOLUTION 4223, Vote For 1</b>				
	Approved	444 82.84%	0 0.00%	444 82.84%
	Rejected	92 17.16%	0 0.00%	92 17.16%
	Cast Votes:	536 94.87%	0 0.00%	536 94.87%
	Over Votes:	0 0.00%	0 0.00%	0 0.00%
	Under Votes:	29 5.13%	0 0.00%	29 5.13%
<b>PROPOSITION NO. 1 Emergency Medical Services Levy (Skagit County Medic 1), Vote For 1</b>				
	Yes	282 52.51%	0 0.00%	282 52.51%
	No	255 47.49%	0 0.00%	255 47.49%
	Cast Votes:	537 95.04%	0 0.00%	537 95.04%
	Over Votes:	0 0.00%	0 0.00%	0 0.00%
	Under Votes:	28 4.96%	0 0.00%	28 4.96%
<b>UNITED STATES SENATOR, Vote For 1</b>				
DEM	Maria Cantwell	265 47.49%	0 0.00%	265 47.49%
REP	Mike McGavick	267 47.85%	0 0.00%	267 47.85%
LIB	Bruce Guthrie	14 2.51%	0 0.00%	14 2.51%
IND	Robin Adair	6 1.08%	0 0.00%	6 1.08%
GRE	Aaron Dixon	6 1.08%	0 0.00%	6 1.08%
	Cast Votes:	558 98.76%	0 0.00%	558 98.76%
	Over Votes:	0 0.00%	0 0.00%	0 0.00%
	Under Votes:	7 1.24%	0 0.00%	7 1.24%

11/29/2006 Page 147 of 584 2:34PM

Skagit County Auditor



Precinct Report — Official

PRIMARY ELECTION — SKAGIT COUNTY WASHINGTON 2006 GENERAL ELECTION — November 07, 2006

Page 131 of 568

11/29/2006 12:46 PM

Precincts Reporting 118 of 118 = 100.00%

Total Number of Voters : 41,641 of 59,998 = 69.40%

Party	Candidate	Early	Election	Total
<b>Precinct 132 (Ballots Cast: 565)</b>				
<b>UNITED STATES REPRESENTATIVE DISTRICT #2, Vote For 1</b>				
DEM	Rick Larsen	334	60.73%	334 60.73%
REP	Doug Roulstone	216	39.27%	216 39.27%
	Cast Votes:	550	97.35%	550 97.35%
	Over Votes:	0	0.00%	0 0.00%
	Under Votes:	15	2.65%	15 2.65%
<b>STATE REPRESENTATIVE DISTRICT #40 POSITION #1, Vote For 1</b>				
DEM	Dave Quall	369	68.46%	369 68.46%
REP	Yoshe Revelle	170	31.54%	170 31.54%
	Cast Votes:	539	95.40%	539 95.40%
	Over Votes:	0	0.00%	0 0.00%
	Under Votes:	26	4.60%	26 4.60%
<b>STATE REPRESENTATIVE DISTRICT #40 POSITION #2, Vote For 1</b>				
DEM	Jeff Morris	405	100.00%	405 100.00%
	Cast Votes:	405	71.68%	405 71.68%
	Over Votes:	0	0.00%	0 0.00%
	Under Votes:	160	28.32%	160 28.32%
<b>SKAGIT COUNTY ASSESSOR, Vote For 1</b>				
REP	Mark Leander	397	100.00%	397 100.00%
	Cast Votes:	397	70.27%	397 70.27%
	Over Votes:	0	0.00%	0 0.00%
	Under Votes:	168	29.73%	168 29.73%
<b>SKAGIT COUNTY AUDITOR, Vote For 1</b>				
DEM	Jeanne Youngquist	281	52.33%	281 52.33%
REP	Norma Hickok-Brummett	256	47.67%	256 47.67%
	Cast Votes:	537	95.04%	537 95.04%
	Over Votes:	0	0.00%	0 0.00%
	Under Votes:	28	4.96%	28 4.96%
<b>SKAGIT COUNTY CLERK, Vote For 1</b>				
DEM	Nancy Scott	392	100.00%	392 100.00%
	Cast Votes:	392	69.38%	392 69.38%
	Over Votes:	0	0.00%	0 0.00%
	Under Votes:	173	30.62%	173 30.62%



200611290246  
Skagit County Auditor

11/29/2006 Page 148 of 584 2:34PM

Precinct Report — Official

PRIMARY ELECTION — SKAGIT COUNTY WASHINGTON 2006 GENERAL ELECTION — November 07, 2006

Page 132 of 568

11/29/2006 12:46 PM

Total Number of Voters : 41,641 of 59,998 = 69.40%

Precincts Reporting 118 of 118 = 100.00%

Party	Candidate	Early	Election	Total
<b>Precinct 132 (Ballots Cast: 565)</b>				
<b>SKAGIT COUNTY COMMISSIONER DISTRICT 3, Vote For 1</b>				
DEM	Sharon D. Dillon	287 52.47%	0 0.00%	287 52.47%
REP	Ted W. Anderson	260 47.53%	0 0.00%	260 47.53%
	Cast Votes:	547 96.81%	0 0.00%	547 96.81%
	Over Votes:	0 0.00%	0 0.00%	0 0.00%
	Under Votes:	18 3.19%	0 0.00%	18 3.19%
<b>SKAGIT COUNTY CORONER, Vote For 1</b>				
DEM	Daniel Dempsey	399 100.00%	0 0.00%	399 100.00%
	Cast Votes:	399 70.62%	0 0.00%	399 70.62%
	Over Votes:	0 0.00%	0 0.00%	0 0.00%
	Under Votes:	166 29.38%	0 0.00%	166 29.38%
<b>SKAGIT COUNTY PROSECUTING ATTORNEY, Vote For 1</b>				
DEM	Rich Weyrich	296 55.43%	0 0.00%	296 55.43%
REP	Tom Seguire	238 44.57%	0 0.00%	238 44.57%
	Cast Votes:	534 94.51%	0 0.00%	534 94.51%
	Over Votes:	0 0.00%	0 0.00%	0 0.00%
	Under Votes:	31 5.49%	0 0.00%	31 5.49%
<b>SKAGIT COUNTY SHERIFF, Vote For 1</b>				
DEM	Rick Grimstead	267 49.54%	0 0.00%	267 49.54%
REP	Dave Corrian	272 50.46%	0 0.00%	272 50.46%
	Cast Votes:	539 95.40%	0 0.00%	539 95.40%
	Over Votes:	0 0.00%	0 0.00%	0 0.00%
	Under Votes:	26 4.60%	0 0.00%	26 4.60%
<b>SKAGIT COUNTY TREASURER, Vote For 1</b>				
REP	Katie Jungquist	413 100.00%	0 0.00%	413 100.00%
	Cast Votes:	413 73.10%	0 0.00%	413 73.10%
	Over Votes:	0 0.00%	0 0.00%	0 0.00%
	Under Votes:	152 26.90%	0 0.00%	152 26.90%
<b>STATE SUPREME COURT JUSTICE POSITION #2, Vote For 1</b>				
	Susan Owens	267 58.68%	0 0.00%	267 58.68%
	Stephen Johnson	188 41.32%	0 0.00%	188 41.32%
	Cast Votes:	455 80.53%	0 0.00%	455 80.53%
	Over Votes:	0 0.00%	0 0.00%	0 0.00%
	Under Votes:	110 19.47%	0 0.00%	110 19.47%



200611290246

Skagit County Auditor

Precinct Report — Official

PRIMARY ELECTION — SKAGIT COUNTY WASHINGTON 2006 GENERAL ELECTION — November 07, 2006

Total Number of Voters : 41,641 of 59,998 = 69.40%

Precincts Reporting 118 of 118 = 100.00%

Party	Candidate	Early	Election	Total
<b>Precinct 132 (Ballots Cast: 565)</b>				
<b>STATE SUPREME COURT JUSTICE POSITION #8, Vote For 1</b>				
	Gerry L. Alexander	339 100.00%	0 0.00%	339 100.00%
	Cast Votes:	339 60.00%	0 0.00%	339 60.00%
	Over Votes:	0 0.00%	0 0.00%	0 0.00%
	Under Votes:	226 40.00%	0 0.00%	226 40.00%
<b>STATE SUPREME COURT JUSTICE POSITION #9, Vote For 1</b>				
	Tom Chambers	355 100.00%	0 0.00%	355 100.00%
	Cast Votes:	355 62.83%	0 0.00%	355 62.83%
	Over Votes:	0 0.00%	0 0.00%	0 0.00%
	Under Votes:	210 37.17%	0 0.00%	210 37.17%
<b>COURT OF APPEALS DIVISION I DISTRICT #3 POSITION #1, Vote For 1</b>				
	Mary Kay Becker	349 100.00%	0 0.00%	349 100.00%
	Cast Votes:	349 61.77%	0 0.00%	349 61.77%
	Over Votes:	0 0.00%	0 0.00%	0 0.00%
	Under Votes:	216 38.23%	0 0.00%	216 38.23%
<b>DISTRICT COURT JUDGE POSITION 1, Vote For 1</b>				
	Warren M. Gilbert	265 59.68%	0 0.00%	265 59.68%
	Colleen Kenimond	179 40.32%	0 0.00%	179 40.32%
	Cast Votes:	444 78.58%	0 0.00%	444 78.58%
	Over Votes:	0 0.00%	0 0.00%	0 0.00%
	Under Votes:	121 21.42%	0 0.00%	121 21.42%
<b>DISTRICT COURT JUDGE POSITION 2, Vote For 1</b>				
	David A. Svaren	346 100.00%	0 0.00%	346 100.00%
	Cast Votes:	346 61.24%	0 0.00%	346 61.24%
	Over Votes:	0 0.00%	0 0.00%	0 0.00%
	Under Votes:	219 38.76%	0 0.00%	219 38.76%
<b>PUBLIC UTILITY DISTRICT COMMISSIONER NO. 2, Vote For 1</b>				
	Robbie Robertson	243 62.95%	0 0.00%	243 62.95%
	Michael C. Newman	143 37.05%	0 0.00%	143 37.05%
	Cast Votes:	386 68.32%	0 0.00%	386 68.32%
	Over Votes:	0 0.00%	0 0.00%	0 0.00%
	Under Votes:	179 31.68%	0 0.00%	179 31.68%



200611290246  
Skagit County Auditor

Precinct Report — Official

PRIMARY ELECTION — SKAGIT COUNTY WASHINGTON 2006 GENERAL ELECTION — November 07, 2006

Page 134 of 568

11/29/2006 12:46 PM


Total Number of Voters : 41,641 of 59,998 = 69.40%

Precincts Reporting 118 of 118 = 100.00%

Party	Candidate	Early	Election	Total
<b>Precinct 132 (Ballots Cast: 565)</b>				
SKAGIT COUNTY BOARD OF COMMISSIONERS PROPOSITION NO. 2 FLUORIDATION ADVISORY MEASURE, Vote For 1				
Yes		206 40.79%	0 0.00%	206 40.79%
No		299 59.21%	0 0.00%	299 59.21%
	Cast Votes:	505 89.38%	0 0.00%	505 89.38%
	Over Votes:	0 0.00%	0 0.00%	0 0.00%
	Under Votes:	60 10.62%	0 0.00%	60 10.62%

11/29/2006 Page 151 of 584 2:34PM

200611290246  
Skagit County Auditor



Precinct Report — Official

PRIMARY ELECTION — SKAGIT COUNTY WASHINGTON 2006 GENERAL ELECTION — November 07, 2006

Page 135 of 568

11/29/2006 12:46 PM

Total Number of Voters : 41,641 of 59,998 = 69.40%

Precincts Reporting 118 of 118 = 100.00%

Party	Candidate	Early		Election		Total	
<b>Precinct 133 (Ballots Cast: 81)</b>							
<b>INITIATIVE MEASURE NO. 920, Vote For 1</b>							
	Yes	35	44.87%	0	0.00%	35	44.87%
	No	43	55.13%	0	0.00%	43	55.13%
	Cast Votes:	78	96.30%	0	0.00%	78	96.30%
	Over Votes:	0	0.00%	0	0.00%	0	0.00%
	Under Votes:	3	3.70%	0	0.00%	3	3.70%
<b>INITIATIVE MEASURE NO. 933, Vote For 1</b>							
	Yes	39	48.15%	0	0.00%	39	48.15%
	No	42	51.85%	0	0.00%	42	51.85%
	Cast Votes:	81	100.00%	0	0.00%	81	100.00%
	Over Votes:	0	0.00%	0	0.00%	0	0.00%
	Under Votes:	0	0.00%	0	0.00%	0	0.00%
<b>INITIATIVE MEASURE NO. 937, Vote For 1</b>							
	Yes	24	31.58%	0	0.00%	24	31.58%
	No	52	68.42%	0	0.00%	52	68.42%
	Cast Votes:	76	93.83%	0	0.00%	76	93.83%
	Over Votes:	0	0.00%	0	0.00%	0	0.00%
	Under Votes:	5	6.17%	0	0.00%	5	6.17%
<b>HOUSE JOINT RESOLUTION 4223, Vote For 1</b>							
	Approved	56	80.00%	0	0.00%	56	80.00%
	Rejected	14	20.00%	0	0.00%	14	20.00%
	Cast Votes:	70	86.42%	0	0.00%	70	86.42%
	Over Votes:	0	0.00%	0	0.00%	0	0.00%
	Under Votes:	11	13.58%	0	0.00%	11	13.58%
<b>PROPOSITION NO. 1 Emergency Medical Services Levy (Skagit County Medic 1), Vote For 1</b>							
	Yes	40	54.79%	0	0.00%	40	54.79%
	No	33	45.21%	0	0.00%	33	45.21%
	Cast Votes:	73	90.12%	0	0.00%	73	90.12%
	Over Votes:	0	0.00%	0	0.00%	0	0.00%
	Under Votes:	8	9.88%	0	0.00%	8	9.88%
<b>UNITED STATES SENATOR, Vote For 1</b>							
DEM	Maria Cantwell	47	61.04%	0	0.00%	47	61.04%
REP	Mike McGavick	25	32.47%	0	0.00%	25	32.47%
LIB	Bruce Guthrie	1	1.30%	0	0.00%	1	1.30%
IND	Robin Adair	4	5.19%	0	0.00%	4	5.19%
GRE	Aaron Dixon	0	0.00%	0	0.00%	0	0.00%
	Cast Votes:	77	95.06%	0	0.00%	77	95.06%
	Over Votes:	0	0.00%	0	0.00%	0	0.00%
	Under Votes:	4	4.94%	0	0.00%	4	4.94%



200611290246  
Skagit County Auditor

11/29/2006 Page 152 of 584 2:34PM



Precinct Report — Official

PRIMARY ELECTION — SKAGIT COUNTY WASHINGTON 2006 GENERAL ELECTION — November 07, 2006

Page 136 of 568

11/29/2006 12:46 PM

Total Number of Voters : 41,641 of 59,998 = 69.40%

Precincts Reporting 118 of 118 = 100.00%

Party	Candidate	Early	Election	Total
<b>Precinct 133 (Ballots Cast: 81)</b>				
<b>UNITED STATES REPRESENTATIVE DISTRICT #2, Vote For 1</b>				
DEM	Rick Larsen	50 64.94%	0 0.00%	50 64.94%
REP	Doug Roulstone	27 35.06%	0 0.00%	27 35.06%
	Cast Votes:	77 95.06%	0 0.00%	77 95.06%
	Over Votes:	0 0.00%	0 0.00%	0 0.00%
	Under Votes:	4 4.94%	0 0.00%	4 4.94%
<b>STATE REPRESENTATIVE DISTRICT #39 POSITION #1, Vote For 1</b>				
DEM	Scott Olson	37 49.33%	0 0.00%	37 49.33%
REP	Dan Kristiansen	38 50.67%	0 0.00%	38 50.67%
	Cast Votes:	75 92.59%	0 0.00%	75 92.59%
	Over Votes:	0 0.00%	0 0.00%	0 0.00%
	Under Votes:	6 7.41%	0 0.00%	6 7.41%
<b>STATE REPRESENTATIVE DISTRICT #39 POSITION #2, Vote For 1</b>				
REP	Kirk Pearson	54 100.00%	0 0.00%	54 100.00%
	Cast Votes:	54 66.67%	0 0.00%	54 66.67%
	Over Votes:	0 0.00%	0 0.00%	0 0.00%
	Under Votes:	27 33.33%	0 0.00%	27 33.33%
<b>SKAGIT COUNTY ASSESSOR, Vote For 1</b>				
REP	Mark Leander	53 100.00%	0 0.00%	53 100.00%
	Cast Votes:	53 65.43%	0 0.00%	53 65.43%
	Over Votes:	0 0.00%	0 0.00%	0 0.00%
	Under Votes:	28 34.57%	0 0.00%	28 34.57%
<b>SKAGIT COUNTY AUDITOR, Vote For 1</b>				
DEM	Jeanne Youngquist	37 55.22%	0 0.00%	37 55.22%
REP	Norma Hickok-Brummett	30 44.78%	0 0.00%	30 44.78%
	Cast Votes:	67 82.72%	0 0.00%	67 82.72%
	Over Votes:	0 0.00%	0 0.00%	0 0.00%
	Under Votes:	14 17.28%	0 0.00%	14 17.28%
<b>SKAGIT COUNTY CLERK, Vote For 1</b>				
DEM	Nancy Scott	54 100.00%	0 0.00%	54 100.00%
	Cast Votes:	54 66.67%	0 0.00%	54 66.67%
	Over Votes:	0 0.00%	0 0.00%	0 0.00%
	Under Votes:	27 33.33%	0 0.00%	27 33.33%



200611290246  
Skagit County Auditor

Precinct Report — Official

PRIMARY ELECTION — SKAGIT COUNTY WASHINGTON 2006 GENERAL ELECTION — November 07, 2006

Page 137 of 568

11/29/2006 12:46 PM

Total Number of Voters : 41,641 of 59,998 = 69.40%

Precincts Reporting 118 of 118 = 100.00%

Party	Candidate	Early	Election	Total	
<b>Precinct 133 (Ballots Cast: 81)</b>					
<b>SKAGIT COUNTY COMMISSIONER DISTRICT 3, Vote For 1</b>					
DEM	Sharon D. Dillon	34	46.58%	0 0.00%	34 46.58%
REP	Ted W. Anderson	39	53.42%	0 0.00%	39 53.42%
	Cast Votes:	73	90.12%	0 0.00%	73 90.12%
	Over Votes:	0	0.00%	0 0.00%	0 0.00%
	Under Votes:	8	9.88%	0 0.00%	8 9.88%
<b>SKAGIT COUNTY CORONER, Vote For 1</b>					
DEM	Daniel Dempsey	55	100.00%	0 0.00%	55 100.00%
	Cast Votes:	55	67.90%	0 0.00%	55 67.90%
	Over Votes:	0	0.00%	0 0.00%	0 0.00%
	Under Votes:	26	32.10%	0 0.00%	26 32.10%
<b>SKAGIT COUNTY PROSECUTING ATTORNEY, Vote For 1</b>					
DEM	Rich Weyrich	39	59.09%	0 0.00%	39 59.09%
REP	Tom Seguire	27	40.91%	0 0.00%	27 40.91%
	Cast Votes:	66	81.48%	0 0.00%	66 81.48%
	Over Votes:	0	0.00%	0 0.00%	0 0.00%
	Under Votes:	15	18.52%	0 0.00%	15 18.52%
<b>SKAGIT COUNTY SHERIFF, Vote For 1</b>					
DEM	Rick Grimstead	37	56.06%	0 0.00%	37 56.06%
REP	Dave Corrion	29	43.94%	0 0.00%	29 43.94%
	Cast Votes:	66	81.48%	0 0.00%	66 81.48%
	Over Votes:	0	0.00%	0 0.00%	0 0.00%
	Under Votes:	15	18.52%	0 0.00%	15 18.52%
<b>SKAGIT COUNTY TREASURER, Vote For 1</b>					
REP	Katie Jungquist	54	100.00%	0 0.00%	54 100.00%
	Cast Votes:	54	66.67%	0 0.00%	54 66.67%
	Over Votes:	0	0.00%	0 0.00%	0 0.00%
	Under Votes:	27	33.33%	0 0.00%	27 33.33%
<b>STATE SUPREME COURT JUSTICE POSITION #2, Vote For 1</b>					
	Susan Owens	33	57.89%	0 0.00%	33 57.89%
	Stephen Johnson	24	42.11%	0 0.00%	24 42.11%
	Cast Votes:	57	70.37%	0 0.00%	57 70.37%
	Over Votes:	0	0.00%	0 0.00%	0 0.00%
	Under Votes:	24	29.63%	0 0.00%	24 29.63%



200611290246  
Skagit County Auditor

11/29/2006 Page 154 of 584 2:34PM

Precinct Report — Official

PRIMARY ELECTION — SKAGIT COUNTY WASHINGTON 2006 GENERAL ELECTION — November 07, 2006

Page 138 of 568

11/29/2006 12:46 PM

Total Number of Voters : 41,641 of 59,998 = 69.40%

Precincts Reporting 118 of 118 = 100.00%

Party	Candidate	Early	Election	Total
<b>Precinct 133 (Ballots Cast: 81)</b>				
<b>STATE SUPREME COURT JUSTICE POSITION #8, Vote For 1</b>				
	Gerry L. Alexander	48 100.00%	0 0.00%	48 100.00%
	Cast Votes:	48 59.26%	0 0.00%	48 59.26%
	Over Votes:	0 0.00%	0 0.00%	0 0.00%
	Under Votes:	33 40.74%	0 0.00%	33 40.74%
<b>STATE SUPREME COURT JUSTICE POSITION #9, Vote For 1</b>				
	Tom Chambers	49 100.00%	0 0.00%	49 100.00%
	Cast Votes:	49 60.49%	0 0.00%	49 60.49%
	Over Votes:	0 0.00%	0 0.00%	0 0.00%
	Under Votes:	32 39.51%	0 0.00%	32 39.51%
<b>COURT OF APPEALS DIVISION I DISTRICT #3 POSITION #1, Vote For 1</b>				
	Mary Kay Becker	46 100.00%	0 0.00%	46 100.00%
	Cast Votes:	46 56.79%	0 0.00%	46 56.79%
	Over Votes:	0 0.00%	0 0.00%	0 0.00%
	Under Votes:	35 43.21%	0 0.00%	35 43.21%
<b>DISTRICT COURT JUDGE POSITION 1, Vote For 1</b>				
	Warren M. Gilbert	34 57.63%	0 0.00%	34 57.63%
	Colleen Kenimond	25 42.37%	0 0.00%	25 42.37%
	Cast Votes:	59 72.84%	0 0.00%	59 72.84%
	Over Votes:	0 0.00%	0 0.00%	0 0.00%
	Under Votes:	22 27.16%	0 0.00%	22 27.16%
<b>DISTRICT COURT JUDGE POSITION 2, Vote For 1</b>				
	David A. Svaren	45 100.00%	0 0.00%	45 100.00%
	Cast Votes:	45 55.56%	0 0.00%	45 55.56%
	Over Votes:	0 0.00%	0 0.00%	0 0.00%
	Under Votes:	36 44.44%	0 0.00%	36 44.44%
<b>PUBLIC UTILITY DISTRICT COMMISSIONER NO. 2, Vote For 1</b>				
	Robbie Robertson	20 39.22%	0 0.00%	20 39.22%
	Michael C. Newman	31 60.78%	0 0.00%	31 60.78%
	Cast Votes:	51 62.96%	0 0.00%	51 62.96%
	Over Votes:	0 0.00%	0 0.00%	0 0.00%
	Under Votes:	30 37.04%	0 0.00%	30 37.04%



200611290246  
Skagit County Auditor

Precinct Report — Official

PRIMARY ELECTION — SKAGIT COUNTY WASHINGTON 2006 GENERAL ELECTION — November 07, 2006

Page 139 of 568

11/29/2006 12:46 PM

Total Number of Voters : 41,641 of 59,998 = 69.40%

Precincts Reporting 118 of 118 = 100.00%

Party	Candidate	Early	Election	Total
<b>Precinct 133 (Ballots Cast: 81)</b>				
SNOHOMISH COUNTY FIRE PROTECTION DISTRICT NO. 24 PROPOSITION NO. 1, Vote For 1				
Yes		61 85.92%	0 0.00%	61 85.92%
No		10 14.08%	0 0.00%	10 14.08%
	Cast Votes:	71 92.21%	0 0.00%	71 92.21%
	Over Votes:	0 0.00%	0 0.00%	0 0.00%
	Under Votes:	6 7.79%	0 0.00%	6 7.79%



200611290246  
Skagit County Auditor

Precinct Report — Official

PRIMARY ELECTION — SKAGIT COUNTY WASHINGTON 2006 GENERAL ELECTION — November 07, 2006

Total Number of Voters : 41,641 of 59,998 = 69.40%

Precincts Reporting 118 of 118 = 100.00%

Party	Candidate	Early	Election	Total
<b>Precinct 134 (Ballots Cast: 179)</b>				
<b>INITIATIVE MEASURE NO. 920, Vote For 1</b>				
	Yes	53 30.64%	0 0.00%	53 30.64%
	No	120 69.36%	0 0.00%	120 69.36%
	Cast Votes:	173 96.65%	0 0.00%	173 96.65%
	Over Votes:	0 0.00%	0 0.00%	0 0.00%
	Under Votes:	6 3.35%	0 0.00%	6 3.35%
<b>INITIATIVE MEASURE NO. 933, Vote For 1</b>				
	Yes	49 27.68%	0 0.00%	49 27.68%
	No	128 72.32%	0 0.00%	128 72.32%
	Cast Votes:	177 98.88%	0 0.00%	177 98.88%
	Over Votes:	0 0.00%	0 0.00%	0 0.00%
	Under Votes:	2 1.12%	0 0.00%	2 1.12%
<b>INITIATIVE MEASURE NO. 937, Vote For 1</b>				
	Yes	76 43.68%	0 0.00%	76 43.68%
	No	98 56.32%	0 0.00%	98 56.32%
	Cast Votes:	174 97.21%	0 0.00%	174 97.21%
	Over Votes:	0 0.00%	0 0.00%	0 0.00%
	Under Votes:	5 2.79%	0 0.00%	5 2.79%
<b>HOUSE JOINT RESOLUTION 4223, Vote For 1</b>				
	Approved	133 79.17%	0 0.00%	133 79.17%
	Rejected	35 20.83%	0 0.00%	35 20.83%
	Cast Votes:	168 93.85%	0 0.00%	168 93.85%
	Over Votes:	0 0.00%	0 0.00%	0 0.00%
	Under Votes:	11 6.15%	0 0.00%	11 6.15%
<b>PROPOSITION NO. 1 Emergency Medical Services Levy (Skagit County Medic 1), Vote For 1</b>				
	Yes	112 64.00%	0 0.00%	112 64.00%
	No	63 36.00%	0 0.00%	63 36.00%
	Cast Votes:	175 97.77%	0 0.00%	175 97.77%
	Over Votes:	0 0.00%	0 0.00%	0 0.00%
	Under Votes:	4 2.23%	0 0.00%	4 2.23%
<b>UNITED STATES SENATOR, Vote For 1</b>				
DEM	Maria Cantwell	92 51.98%	0 0.00%	92 51.98%
REP	Mike McGavick	81 45.76%	0 0.00%	81 45.76%
LIB	Bruce Guthrie	2 1.13%	0 0.00%	2 1.13%
IND	Robin Adair	0 0.00%	0 0.00%	0 0.00%
GRE	Aaron Dixon	2 1.13%	0 0.00%	2 1.13%
	Cast Votes:	177 98.88%	0 0.00%	177 98.88%
	Over Votes:	0 0.00%	0 0.00%	0 0.00%
	Under Votes:	2 1.12%	0 0.00%	2 1.12%

11/29/2006 Page 157 of 584 2:34PM  
 Skagit County Auditor  
 200611290246



Precinct Report — Official

PRIMARY ELECTION — SKAGIT COUNTY WASHINGTON 2006 GENERAL ELECTION — November 07, 2006

Total Number of Voters : 41,641 of 59,998 = 69.40%

Party	Candidate	Early	Election	Total
-------	-----------	-------	----------	-------

Precinct 134 (Ballots Cast: 179)

UNITED STATES REPRESENTATIVE DISTRICT #2, Vote For 1							
DEM	Rick Larsen	117	65.73%	0	0.00%	117	65.73%
REP	Doug Roulstone	61	34.27%	0	0.00%	61	34.27%
Cast Votes:		178	99.44%	0	0.00%	178	99.44%
Over Votes:		0	0.00%	0	0.00%	0	0.00%
Under Votes:		1	0.56%	0	0.00%	1	0.56%
STATE REPRESENTATIVE DISTRICT #40 POSITION #1, Vote For 1							
DEM	Dave Quall	130	79.27%	0	0.00%	130	79.27%
REP	Yoshe Revelle	34	20.73%	0	0.00%	34	20.73%
Cast Votes:		164	91.62%	0	0.00%	164	91.62%
Over Votes:		0	0.00%	0	0.00%	0	0.00%
Under Votes:		15	8.38%	0	0.00%	15	8.38%
STATE REPRESENTATIVE DISTRICT #40 POSITION #2, Vote For 1							
DEM	Jeff Morris	138	100.00%	0	0.00%	138	100.00%
Cast Votes:		138	77.09%	0	0.00%	138	77.09%
Over Votes:		0	0.00%	0	0.00%	0	0.00%
Under Votes:		41	22.91%	0	0.00%	41	22.91%
SKAGIT COUNTY ASSESSOR, Vote For 1							
REP	Mark Leander	141	100.00%	0	0.00%	141	100.00%
Cast Votes:		141	78.77%	0	0.00%	141	78.77%
Over Votes:		0	0.00%	0	0.00%	0	0.00%
Under Votes:		38	21.23%	0	0.00%	38	21.23%
SKAGIT COUNTY AUDITOR, Vote For 1							
DEM	Jeanne Youngquist	84	48.84%	0	0.00%	84	48.84%
REP	Norma Hickok-Brummett	88	51.16%	0	0.00%	88	51.16%
Cast Votes:		172	96.09%	0	0.00%	172	96.09%
Over Votes:		0	0.00%	0	0.00%	0	0.00%
Under Votes:		7	3.91%	0	0.00%	7	3.91%
SKAGIT COUNTY CLERK, Vote For 1							
DEM	Nancy Scott	141	100.00%	0	0.00%	141	100.00%
Cast Votes:		141	78.77%	0	0.00%	141	78.77%
Over Votes:		0	0.00%	0	0.00%	0	0.00%
Under Votes:		38	21.23%	0	0.00%	38	21.23%



200611290246  
Skagit County Auditor

**Precinct Report — Official**

**PRIMARY ELECTION — SKAGIT COUNTY WASHINGTON 2006 GENERAL ELECTION — November 07, 2006**

Page 142 of 568

11/29/2006 12:46 PM

Total Number of Voters : 41,641 of 59,998 = 69.40%

Precincts Reporting 118 of 118 = 100.00%

Party	Candidate	Early		Election		Total	
<b>Precinct 134 (Ballots Cast: 179)</b>							
<b>SKAGIT COUNTY COMMISSIONER DISTRICT 3, Vote For 1</b>							
DEM	Sharon D. Dillon	102	59.30%	0	0.00%	102	59.30%
REP	Ted W. Anderson	70	40.70%	0	0.00%	70	40.70%
Cast Votes:		172	96.09%	0	0.00%	172	96.09%
Over Votes:		0	0.00%	0	0.00%	0	0.00%
Under Votes:		7	3.91%	0	0.00%	7	3.91%
<b>SKAGIT COUNTY CORONER, Vote For 1</b>							
DEM	Daniel Dempsey	141	100.00%	0	0.00%	141	100.00%
Cast Votes:		141	78.77%	0	0.00%	141	78.77%
Over Votes:		0	0.00%	0	0.00%	0	0.00%
Under Votes:		38	21.23%	0	0.00%	38	21.23%
<b>SKAGIT COUNTY PROSECUTING ATTORNEY, Vote For 1</b>							
DEM	Rich Weyrich	92	52.57%	0	0.00%	92	52.57%
REP	Tom Seguine	83	47.43%	0	0.00%	83	47.43%
Cast Votes:		175	97.77%	0	0.00%	175	97.77%
Over Votes:		0	0.00%	0	0.00%	0	0.00%
Under Votes:		4	2.23%	0	0.00%	4	2.23%
<b>SKAGIT COUNTY SHERIFF, Vote For 1</b>							
DEM	Rick Grimstead	86	50.29%	0	0.00%	86	50.29%
REP	Dave Corrion	85	49.71%	0	0.00%	85	49.71%
Cast Votes:		171	95.53%	0	0.00%	171	95.53%
Over Votes:		0	0.00%	0	0.00%	0	0.00%
Under Votes:		8	4.47%	0	0.00%	8	4.47%
<b>SKAGIT COUNTY TREASURER, Vote For 1</b>							
REP	Katie Jungquist	146	100.00%	0	0.00%	146	100.00%
Cast Votes:		146	81.56%	0	0.00%	146	81.56%
Over Votes:		0	0.00%	0	0.00%	0	0.00%
Under Votes:		33	18.44%	0	0.00%	33	18.44%
<b>STATE SUPREME COURT JUSTICE POSITION #2, Vote For 1</b>							
	Susan Owens	80	50.96%	0	0.00%	80	50.96%
	Stephen Johnson	77	49.04%	0	0.00%	77	49.04%
Cast Votes:		157	87.71%	0	0.00%	157	87.71%
Over Votes:		0	0.00%	0	0.00%	0	0.00%
Under Votes:		22	12.29%	0	0.00%	22	12.29%



200611290246

Skagit County Auditor

Precinct Report — Official

PRIMARY ELECTION — SKAGIT COUNTY WASHINGTON 2006 GENERAL ELECTION — November 07, 2006

Page 143 of 568

11/29/2006 12:46 PM

Total Number of Voters : 41,641 of 59,998 = 69.40%

Precincts Reporting 118 of 118 = 100.00%

Party	Candidate	Early	Election	Total
-------	-----------	-------	----------	-------

Precinct 134 (Ballots Cast: 179)

<b>STATE SUPREME COURT JUSTICE POSITION #8, Vote For 1</b>							
	Gerry L. Alexander	129	100.00%	0	0.00%	129	100.00%
	Cast Votes:	129	72.07%	0	0.00%	129	72.07%
	Over Votes:	0	0.00%	0	0.00%	0	0.00%
	Under Votes:	50	27.93%	0	0.00%	50	27.93%
<b>STATE SUPREME COURT JUSTICE POSITION #9, Vote For 1</b>							
	Tom Chambers	124	100.00%	0	0.00%	124	100.00%
	Cast Votes:	124	69.27%	0	0.00%	124	69.27%
	Over Votes:	0	0.00%	0	0.00%	0	0.00%
	Under Votes:	55	30.73%	0	0.00%	55	30.73%
<b>COURT OF APPEALS DIVISION I DISTRICT #3 POSITION #1, Vote For 1</b>							
	Mary Kay Becker	126	100.00%	0	0.00%	126	100.00%
	Cast Votes:	126	70.39%	0	0.00%	126	70.39%
	Over Votes:	0	0.00%	0	0.00%	0	0.00%
	Under Votes:	53	29.61%	0	0.00%	53	29.61%
<b>DISTRICT COURT JUDGE POSITION 1, Vote For 1</b>							
	Warren M. Gilbert	92	59.74%	0	0.00%	92	59.74%
	Colleen Kenimond	62	40.26%	0	0.00%	62	40.26%
	Cast Votes:	154	86.03%	0	0.00%	154	86.03%
	Over Votes:	0	0.00%	0	0.00%	0	0.00%
	Under Votes:	25	13.97%	0	0.00%	25	13.97%
<b>DISTRICT COURT JUDGE POSITION 2, Vote For 1</b>							
	David A. Svaren	128	100.00%	0	0.00%	128	100.00%
	Cast Votes:	128	71.51%	0	0.00%	128	71.51%
	Over Votes:	0	0.00%	0	0.00%	0	0.00%
	Under Votes:	51	28.49%	0	0.00%	51	28.49%
<b>PUBLIC UTILITY DISTRICT COMMISSIONER NO. 2, Vote For 1</b>							
	Robbie Robertson	73	52.90%	0	0.00%	73	52.90%
	Michael C. Newman	65	47.10%	0	0.00%	65	47.10%
	Cast Votes:	138	77.09%	0	0.00%	138	77.09%
	Over Votes:	0	0.00%	0	0.00%	0	0.00%
	Under Votes:	41	22.91%	0	0.00%	41	22.91%



200611290246  
 Skagit County Auditor  
 11/29/2006 Page 160 of 584 2:34PM



Precinct Report — Official

PRIMARY ELECTION — SKAGIT COUNTY WASHINGTON 2006 GENERAL ELECTION — November 07, 2006

Page 144 of 568

11/29/2006 12:46 PM

Total Number of Voters : 41,641 of 59,998 = 69.40%

Precincts Reporting 118 of 118 = 100.00%

Party	Candidate	Early	Election	Total
-------	-----------	-------	----------	-------

Precinct 134 (Ballots Cast: 179)


SKAGIT COUNTY BOARD OF COMMISSIONERS PROPOSITION NO. 2 FLUORIDATION ADVISORY MEASURE, Vote For 1

Yes	91	52.91%	0	0.00%	91	52.91%
No	81	47.09%	0	0.00%	81	47.09%
Cast Votes:	172	96.09%	0	0.00%	172	96.09%
Over Votes:	0	0.00%	0	0.00%	0	0.00%
Under Votes:	7	3.91%	0	0.00%	7	3.91%

11/29/2006 Page

161 of 584 2:34PM

Skagit County Auditor  
200611290246



Precinct Report — Official

PRIMARY ELECTION — SKAGIT COUNTY WASHINGTON 2006 GENERAL ELECTION — November 07, 2006

Page 145 of 568

11/29/2006 12:46 PM

Total Number of Voters : 41,641 of 59,998 = 69.40%

Precincts Reporting 118 of 118 = 100.00%

Party	Candidate	Early	Election	Total
<b>Precinct 135 (Ballots Cast: 25)</b>				
<b>INITIATIVE MEASURE NO. 920, Vote For 1</b>				
	Yes	12 48.00%	0 0.00%	12 48.00%
	No	13 52.00%	0 0.00%	13 52.00%
	Cast Votes:	25 100.00%	0 0.00%	25 100.00%
	Over Votes:	0 0.00%	0 0.00%	0 0.00%
	Under Votes:	0 0.00%	0 0.00%	0 0.00%
<b>INITIATIVE MEASURE NO. 933, Vote For 1</b>				
	Yes	13 52.00%	0 0.00%	13 52.00%
	No	12 48.00%	0 0.00%	12 48.00%
	Cast Votes:	25 100.00%	0 0.00%	25 100.00%
	Over Votes:	0 0.00%	0 0.00%	0 0.00%
	Under Votes:	0 0.00%	0 0.00%	0 0.00%
<b>INITIATIVE MEASURE NO. 937, Vote For 1</b>				
	Yes	7 28.00%	0 0.00%	7 28.00%
	No	18 72.00%	0 0.00%	18 72.00%
	Cast Votes:	25 100.00%	0 0.00%	25 100.00%
	Over Votes:	0 0.00%	0 0.00%	0 0.00%
	Under Votes:	0 0.00%	0 0.00%	0 0.00%
<b>HOUSE JOINT RESOLUTION 4223, Vote For 1</b>				
	Approved	20 83.33%	0 0.00%	20 83.33%
	Rejected	4 16.67%	0 0.00%	4 16.67%
	Cast Votes:	24 96.00%	0 0.00%	24 96.00%
	Over Votes:	0 0.00%	0 0.00%	0 0.00%
	Under Votes:	1 4.00%	0 0.00%	1 4.00%
<b>PROPOSITION NO. 1 Emergency Medical Services Levy (Skagit County Medic 1), Vote For 1</b>				
	Yes	15 65.22%	0 0.00%	15 65.22%
	No	8 34.78%	0 0.00%	8 34.78%
	Cast Votes:	23 92.00%	0 0.00%	23 92.00%
	Over Votes:	0 0.00%	0 0.00%	0 0.00%
	Under Votes:	2 8.00%	0 0.00%	2 8.00%
<b>UNITED STATES SENATOR, Vote For 1</b>				
DEM	Maria Cantwell	12 48.00%	0 0.00%	12 48.00%
REP	Mike McGavick	13 52.00%	0 0.00%	13 52.00%
LIB	Bruce Guthrie	0 0.00%	0 0.00%	0 0.00%
IND	Robin Adair	0 0.00%	0 0.00%	0 0.00%
GRE	Aaron Dixon	0 0.00%	0 0.00%	0 0.00%
	Cast Votes:	25 100.00%	0 0.00%	25 100.00%
	Over Votes:	0 0.00%	0 0.00%	0 0.00%
	Under Votes:	0 0.00%	0 0.00%	0 0.00%



200611290246  
Skagit County Auditor

11/29/2006 Page 162 of 584 2:34PM

Precinct Report — Official

PRIMARY ELECTION — SKAGIT COUNTY WASHINGTON 2006 GENERAL ELECTION — November 07, 2006

Page 146 of 568

11/29/2006 12:46 PM

Total Number of Voters : 41,641 of 59,998 = 69.40%

Precincts Reporting 118 of 118 = 100.00%

Party	Candidate	Early	Election	Total
<b>Precinct 135 (Ballots Cast: 25)</b>				
<b>UNITED STATES REPRESENTATIVE DISTRICT #2, Vote For 1</b>				
DEM	Rick Larsen	19 76.00%	0 0.00%	19 76.00%
REP	Doug Roulstone	6 24.00%	0 0.00%	6 24.00%
	<b>Cast Votes:</b>	25 100.00%	0 0.00%	25 100.00%
	<b>Over Votes:</b>	0 0.00%	0 0.00%	0 0.00%
	<b>Under Votes:</b>	0 0.00%	0 0.00%	0 0.00%
<b>STATE REPRESENTATIVE DISTRICT #40 POSITION #1, Vote For 1</b>				
DEM	Dave Quall	21 84.00%	0 0.00%	21 84.00%
REP	Yoshe Revelle	4 16.00%	0 0.00%	4 16.00%
	<b>Cast Votes:</b>	25 100.00%	0 0.00%	25 100.00%
	<b>Over Votes:</b>	0 0.00%	0 0.00%	0 0.00%
	<b>Under Votes:</b>	0 0.00%	0 0.00%	0 0.00%
<b>STATE REPRESENTATIVE DISTRICT #40 POSITION #2, Vote For 1</b>				
DEM	Jeff Morris	19 100.00%	0 0.00%	19 100.00%
	<b>Cast Votes:</b>	19 76.00%	0 0.00%	19 76.00%
	<b>Over Votes:</b>	0 0.00%	0 0.00%	0 0.00%
	<b>Under Votes:</b>	6 24.00%	0 0.00%	6 24.00%
<b>SKAGIT COUNTY ASSESSOR, Vote For 1</b>				
REP	Mark Leander	17 100.00%	0 0.00%	17 100.00%
	<b>Cast Votes:</b>	17 68.00%	0 0.00%	17 68.00%
	<b>Over Votes:</b>	0 0.00%	0 0.00%	0 0.00%
	<b>Under Votes:</b>	8 32.00%	0 0.00%	8 32.00%
<b>SKAGIT COUNTY AUDITOR, Vote For 1</b>				
DEM	Jeanne Youngquist	17 68.00%	0 0.00%	17 68.00%
REP	Norma Hickok-Brummett	8 32.00%	0 0.00%	8 32.00%
	<b>Cast Votes:</b>	25 100.00%	0 0.00%	25 100.00%
	<b>Over Votes:</b>	0 0.00%	0 0.00%	0 0.00%
	<b>Under Votes:</b>	0 0.00%	0 0.00%	0 0.00%
<b>SKAGIT COUNTY CLERK, Vote For 1</b>				
DEM	Nancy Scott	18 100.00%	0 0.00%	18 100.00%
	<b>Cast Votes:</b>	18 72.00%	0 0.00%	18 72.00%
	<b>Over Votes:</b>	0 0.00%	0 0.00%	0 0.00%
	<b>Under Votes:</b>	7 28.00%	0 0.00%	7 28.00%



200611290246  
Skagit County Auditor

Precinct Report — Official

PRIMARY ELECTION — SKAGIT COUNTY WASHINGTON 2006 GENERAL ELECTION — November 07, 2006

Page 147 of 568

11/29/2006 12:46 PM

Total Number of Voters : 41,641 of 59,998 = 69.40%

Precincts Reporting 118 of 118 = 100.00%

Party	Candidate	Early	Election	Total
-------	-----------	-------	----------	-------

Precinct 135 (Ballots Cast: 25)

SKAGIT COUNTY COMMISSIONER DISTRICT 3, Vote For 1							
DEM	Sharon D. Dillon	10	40.00%	0	0.00%	10	40.00%
REP	Ted W. Anderson	15	60.00%	0	0.00%	15	60.00%
Cast Votes:		25	100.00%	0	0.00%	25	100.00%
Over Votes:		0	0.00%	0	0.00%	0	0.00%
Under Votes:		0	0.00%	0	0.00%	0	0.00%
SKAGIT COUNTY CORONER, Vote For 1							
DEM	Daniel Dempsey	21	100.00%	0	0.00%	21	100.00%
Cast Votes:		21	84.00%	0	0.00%	21	84.00%
Over Votes:		0	0.00%	0	0.00%	0	0.00%
Under Votes:		4	16.00%	0	0.00%	4	16.00%
SKAGIT COUNTY PROSECUTING ATTORNEY, Vote For 1							
DEM	Rich Weyrich	17	68.00%	0	0.00%	17	68.00%
REP	Tom Seguire	8	32.00%	0	0.00%	8	32.00%
Cast Votes:		25	100.00%	0	0.00%	25	100.00%
Over Votes:		0	0.00%	0	0.00%	0	0.00%
Under Votes:		0	0.00%	0	0.00%	0	0.00%
SKAGIT COUNTY SHERIFF, Vote For 1							
DEM	Rick Grimstead	10	40.00%	0	0.00%	10	40.00%
REP	Dave Corrion	15	60.00%	0	0.00%	15	60.00%
Cast Votes:		25	100.00%	0	0.00%	25	100.00%
Over Votes:		0	0.00%	0	0.00%	0	0.00%
Under Votes:		0	0.00%	0	0.00%	0	0.00%
SKAGIT COUNTY TREASURER, Vote For 1							
REP	Katie Jungquist	13	100.00%	0	0.00%	13	100.00%
Cast Votes:		13	52.00%	0	0.00%	13	52.00%
Over Votes:		0	0.00%	0	0.00%	0	0.00%
Under Votes:		12	48.00%	0	0.00%	12	48.00%
STATE SUPREME COURT JUSTICE POSITION #2, Vote For 1							
	Susan Owens	12	57.14%	0	0.00%	12	57.14%
	Stephen Johnson	9	42.86%	0	0.00%	9	42.86%
Cast Votes:		21	84.00%	0	0.00%	21	84.00%
Over Votes:		0	0.00%	0	0.00%	0	0.00%
Under Votes:		4	16.00%	0	0.00%	4	16.00%



200611290246  
Skagit County Auditor

11/29/2006 Page 164 of 584 2:34PM

Precinct Report — Official

PRIMARY ELECTION — SKAGIT COUNTY WASHINGTON 2006 GENERAL ELECTION — November 07, 2006

Total Number of Voters : 41,641 of 59,998 = 69.40%

Precincts Reporting 118 of 118 = 100.00%

Party	Candidate	Early	Election	Total
<b>Precinct 135 (Ballots Cast: 25)</b>				
<b>STATE SUPREME COURT JUSTICE POSITION #8, Vote For 1</b>				
	Gerry L. Alexander	12 100.00%	0 0.00%	12 100.00%
	Cast Votes:	12 48.00%	0 0.00%	12 48.00%
	Over Votes:	0 0.00%	0 0.00%	0 0.00%
	Under Votes:	13 52.00%	0 0.00%	13 52.00%
<b>STATE SUPREME COURT JUSTICE POSITION #9, Vote For 1</b>				
	Tom Chambers	11 100.00%	0 0.00%	11 100.00%
	Cast Votes:	11 44.00%	0 0.00%	11 44.00%
	Over Votes:	0 0.00%	0 0.00%	0 0.00%
	Under Votes:	14 56.00%	0 0.00%	14 56.00%
<b>COURT OF APPEALS DIVISION I DISTRICT #3 POSITION #1, Vote For 1</b>				
	Mary Kay Becker	13 100.00%	0 0.00%	13 100.00%
	Cast Votes:	13 52.00%	0 0.00%	13 52.00%
	Over Votes:	0 0.00%	0 0.00%	0 0.00%
	Under Votes:	12 48.00%	0 0.00%	12 48.00%
<b>DISTRICT COURT JUDGE POSITION 1, Vote For 1</b>				
	Warren M. Gilbert	15 71.43%	0 0.00%	15 71.43%
	Colleen Kenimond	6 28.57%	0 0.00%	6 28.57%
	Cast Votes:	21 84.00%	0 0.00%	21 84.00%
	Over Votes:	0 0.00%	0 0.00%	0 0.00%
	Under Votes:	4 16.00%	0 0.00%	4 16.00%
<b>DISTRICT COURT JUDGE POSITION 2, Vote For 1</b>				
	David A. Svaren	16 100.00%	0 0.00%	16 100.00%
	Cast Votes:	16 64.00%	0 0.00%	16 64.00%
	Over Votes:	0 0.00%	0 0.00%	0 0.00%
	Under Votes:	9 36.00%	0 0.00%	9 36.00%
<b>PUBLIC UTILITY DISTRICT COMMISSIONER NO. 2, Vote For 1</b>				
	Robbie Robertson	10 55.56%	0 0.00%	10 55.56%
	Michael C. Newman	8 44.44%	0 0.00%	8 44.44%
	Cast Votes:	18 72.00%	0 0.00%	18 72.00%
	Over Votes:	0 0.00%	0 0.00%	0 0.00%
	Under Votes:	7 28.00%	0 0.00%	7 28.00%



200611290246  
Skagit County Auditor

Precinct Report — Official

PRIMARY ELECTION — SKAGIT COUNTY WASHINGTON 2006 GENERAL ELECTION — November 07, 2006

Page 149 of 568

11/29/2006 12:46 PM

Total Number of Voters : 41,641 of 59,998 = 69.40%

Precincts Reporting 118 of 118 = 100.00%

Party	Candidate	Early	Election	Total
-------	-----------	-------	----------	-------

Precinct 135 (Ballots Cast: 25)

FIDALGO POOL & FITNESS CENTER DISTRICT MAINTENANCE AND OPERATION LEVY, Vote For 1

Yes	18	72.00%	0	0.00%	18	72.00%
No	7	28.00%	0	0.00%	7	28.00%
Cast Votes:	25	100.00%	0	0.00%	25	100.00%
Over Votes:	0	0.00%	0	0.00%	0	0.00%
Under Votes:	0	0.00%	0	0.00%	0	0.00%



200611290246  
 Skagit County Auditor  
 11/29/2006 Page 166 of 584 2:34PM

Precinct Report — Official


PRIMARY ELECTION — SKAGIT COUNTY WASHINGTON 2006 GENERAL ELECTION — November 07, 2006

Total Number of Voters : 41,641 of 59,998 = 69.40%

Precincts Reporting 118 of 118 = 100.00%

Party	Candidate	Early	Election	Total
<b>Precinct 136 (Ballots Cast: 250)</b>				
<b>INITIATIVE MEASURE NO. 920, Vote For 1</b>				
	Yes	71 29.71%	0 0.00%	71 29.71%
	No	168 70.29%	0 0.00%	168 70.29%
	Cast Votes:	239 95.60%	0 0.00%	239 95.60%
	Over Votes:	0 0.00%	0 0.00%	0 0.00%
	Under Votes:	11 4.40%	0 0.00%	11 4.40%
<b>INITIATIVE MEASURE NO. 933, Vote For 1</b>				
	Yes	69 28.16%	0 0.00%	69 28.16%
	No	176 71.84%	0 0.00%	176 71.84%
	Cast Votes:	245 98.00%	0 0.00%	245 98.00%
	Over Votes:	0 0.00%	0 0.00%	0 0.00%
	Under Votes:	5 2.00%	0 0.00%	5 2.00%
<b>INITIATIVE MEASURE NO. 937, Vote For 1</b>				
	Yes	111 46.25%	0 0.00%	111 46.25%
	No	129 53.75%	0 0.00%	129 53.75%
	Cast Votes:	240 96.00%	0 0.00%	240 96.00%
	Over Votes:	0 0.00%	0 0.00%	0 0.00%
	Under Votes:	10 4.00%	0 0.00%	10 4.00%
<b>HOUSE JOINT RESOLUTION 4223, Vote For 1</b>				
	Approved	177 74.37%	0 0.00%	177 74.37%
	Rejected	61 25.63%	0 0.00%	61 25.63%
	Cast Votes:	238 95.20%	0 0.00%	238 95.20%
	Over Votes:	1 0.40%	0 0.00%	1 0.40%
	Under Votes:	11 4.40%	0 0.00%	11 4.40%
<b>PROPOSITION NO. 1 Emergency Medical Services Levy (Skagit County Medic 1), Vote For 1</b>				
	Yes	133 56.36%	0 0.00%	133 56.36%
	No	103 43.64%	0 0.00%	103 43.64%
	Cast Votes:	236 94.40%	0 0.00%	236 94.40%
	Over Votes:	0 0.00%	0 0.00%	0 0.00%
	Under Votes:	14 5.60%	0 0.00%	14 5.60%
<b>UNITED STATES SENATOR, Vote For 1</b>				
DEM	Maria Cantwell	139 56.05%	0 0.00%	139 56.05%
REP	Mike McGavick	97 39.11%	0 0.00%	97 39.11%
LIB	Bruce Guthrie	5 2.02%	0 0.00%	5 2.02%
IND	Robin Adair	5 2.02%	0 0.00%	5 2.02%
GRE	Aaron Dixon	2 0.81%	0 0.00%	2 0.81%
	Cast Votes:	248 99.20%	0 0.00%	248 99.20%
	Over Votes:	0 0.00%	0 0.00%	0 0.00%
	Under Votes:	2 0.80%	0 0.00%	2 0.80%

11/29/2006 Page 167 of 584 2:34PM



**Precinct Report — Official**

**PRIMARY ELECTION — SKAGIT COUNTY WASHINGTON 2006 GENERAL ELECTION — November 07, 2006**


Page 151 of 568

11/29/2006 12:46 PM

Precincts Reporting 118 of 118 = 100.00%

Total Number of Voters : 41,641 of 59,998 = 69.40%

Party	Candidate	Early	Election	Total
<b>Precinct 136 (Ballots Cast: 250)</b>				
<b>UNITED STATES REPRESENTATIVE DISTRICT #2, Vote For 1</b>				
DEM	Rick Larsen	157	63.56%	157 63.56%
REP	Doug Roulstone	90	36.44%	90 36.44%
	<b>Cast Votes:</b>	247	98.80%	247 98.80%
	<b>Over Votes:</b>	0	0.00%	0 0.00%
	<b>Under Votes:</b>	3	1.20%	3 1.20%
<b>STATE REPRESENTATIVE DISTRICT #10 POSITION #1, Vote For 1</b>				
REP	Chris Strow	170	100.00%	170 100.00%
	<b>Cast Votes:</b>	170	68.00%	170 68.00%
	<b>Over Votes:</b>	0	0.00%	0 0.00%
	<b>Under Votes:</b>	80	32.00%	80 32.00%
<b>STATE REPRESENTATIVE DISTRICT #10 POSITION #2, Vote For 1</b>				
DEM	Tim Knue	143	58.85%	143 58.85%
REP	Barbara Bailey	100	41.15%	100 41.15%
	<b>Cast Votes:</b>	243	97.20%	243 97.20%
	<b>Over Votes:</b>	0	0.00%	0 0.00%
	<b>Under Votes:</b>	7	2.80%	7 2.80%
<b>SKAGIT COUNTY ASSESSOR, Vote For 1</b>				
REP	Mark Leander	170	100.00%	170 100.00%
	<b>Cast Votes:</b>	170	68.00%	170 68.00%
	<b>Over Votes:</b>	0	0.00%	0 0.00%
	<b>Under Votes:</b>	80	32.00%	80 32.00%
<b>SKAGIT COUNTY AUDITOR, Vote For 1</b>				
DEM	Jeanne Youngquist	145	60.42%	145 60.42%
REP	Norma Hickok-Brummett	95	39.58%	95 39.58%
	<b>Cast Votes:</b>	240	96.00%	240 96.00%
	<b>Over Votes:</b>	0	0.00%	0 0.00%
	<b>Under Votes:</b>	10	4.00%	10 4.00%
<b>SKAGIT COUNTY CLERK, Vote For 1</b>				
DEM	Nancy Scott	187	100.00%	187 100.00%
	<b>Cast Votes:</b>	187	74.80%	187 74.80%
	<b>Over Votes:</b>	0	0.00%	0 0.00%
	<b>Under Votes:</b>	63	25.20%	63 25.20%



200611290246  
Skagit County Auditor

11/29/2006 Page 168 of 584 2:34PM



Precinct Report — Official

PRIMARY ELECTION — SKAGIT COUNTY WASHINGTON 2006 GENERAL ELECTION — November 07, 2006

Page 152 of 568

11/29/2006 12:46 PM

Total Number of Voters : 41,641 of 59,998 = 69.40%

Precincts Reporting 118 of 118 = 100.00%

Party	Candidate	Early	Election	Total	
<b>Precinct 136 (Ballots Cast: 250)</b>					
<b>SKAGIT COUNTY COMMISSIONER DISTRICT 3, Vote For 1</b>					
DEM	Sharon D. Dillon	160	66.39%	0 0.00%	160 66.39%
REP	Ted W. Anderson	81	33.61%	0 0.00%	81 33.61%
	Cast Votes:	241	96.40%	0 0.00%	241 96.40%
	Over Votes:	0	0.00%	0 0.00%	0 0.00%
	Under Votes:	9	3.60%	0 0.00%	9 3.60%
<b>SKAGIT COUNTY CORONER, Vote For 1</b>					
DEM	Daniel Dempsey	192	100.00%	0 0.00%	192 100.00%
	Cast Votes:	192	76.80%	0 0.00%	192 76.80%
	Over Votes:	0	0.00%	0 0.00%	0 0.00%
	Under Votes:	58	23.20%	0 0.00%	58 23.20%
<b>SKAGIT COUNTY PROSECUTING ATTORNEY, Vote For 1</b>					
DEM	Rich Weyrich	154	63.90%	0 0.00%	154 63.90%
REP	Tom Seguire	87	36.10%	0 0.00%	87 36.10%
	Cast Votes:	241	96.40%	0 0.00%	241 96.40%
	Over Votes:	0	0.00%	0 0.00%	0 0.00%
	Under Votes:	9	3.60%	0 0.00%	9 3.60%
<b>SKAGIT COUNTY SHERIFF, Vote For 1</b>					
DEM	Rick Grimstead	137	57.08%	0 0.00%	137 57.08%
REP	Dave Corrion	103	42.92%	0 0.00%	103 42.92%
	Cast Votes:	240	96.00%	0 0.00%	240 96.00%
	Over Votes:	0	0.00%	0 0.00%	0 0.00%
	Under Votes:	10	4.00%	0 0.00%	10 4.00%
<b>SKAGIT COUNTY TREASURER, Vote For 1</b>					
REP	Katie Jungquist	178	100.00%	0 0.00%	178 100.00%
	Cast Votes:	178	71.20%	0 0.00%	178 71.20%
	Over Votes:	0	0.00%	0 0.00%	0 0.00%
	Under Votes:	72	28.80%	0 0.00%	72 28.80%
<b>STATE SUPREME COURT JUSTICE POSITION #2, Vote For 1</b>					
	Susan Owens	131	62.38%	0 0.00%	131 62.38%
	Stephen Johnson	79	37.62%	0 0.00%	79 37.62%
	Cast Votes:	210	84.00%	0 0.00%	210 84.00%
	Over Votes:	0	0.00%	0 0.00%	0 0.00%
	Under Votes:	40	16.00%	0 0.00%	40 16.00%



200611290246

Skagit County Auditor

Precinct Report — Official

PRIMARY ELECTION — SKAGIT COUNTY WASHINGTON 2006 GENERAL ELECTION — November 07, 2006

Total Number of Voters : 41,641 of 59,998 = 69.40%

Precincts Reporting 118 of 118 = 100.00%

Party	Candidate	Early	Election	Total
-------	-----------	-------	----------	-------

Precinct 136 (Ballots Cast: 250)

<b>STATE SUPREME COURT JUSTICE POSITION #8, Vote For 1</b>							
	Gerry L. Alexander	173	100.00%	0	0.00%	173	100.00%
	Cast Votes:	173	69.20%	0	0.00%	173	69.20%
	Over Votes:	0	0.00%	0	0.00%	0	0.00%
	Under Votes:	77	30.80%	0	0.00%	77	30.80%
<b>STATE SUPREME COURT JUSTICE POSITION #9, Vote For 1</b>							
	Tom Chambers	177	100.00%	0	0.00%	177	100.00%
	Cast Votes:	177	70.80%	0	0.00%	177	70.80%
	Over Votes:	0	0.00%	0	0.00%	0	0.00%
	Under Votes:	73	29.20%	0	0.00%	73	29.20%
<b>COURT OF APPEALS DIVISION I DISTRICT #3 POSITION #1, Vote For 1</b>							
	Mary Kay Becker	183	100.00%	0	0.00%	183	100.00%
	Cast Votes:	183	73.20%	0	0.00%	183	73.20%
	Over Votes:	0	0.00%	0	0.00%	0	0.00%
	Under Votes:	67	26.80%	0	0.00%	67	26.80%
<b>DISTRICT COURT JUDGE POSITION 1, Vote For 1</b>							
	Warren M. Gilbert	101	50.50%	0	0.00%	101	50.50%
	Colleen Kenimond	99	49.50%	0	0.00%	99	49.50%
	Cast Votes:	200	80.00%	0	0.00%	200	80.00%
	Over Votes:	0	0.00%	0	0.00%	0	0.00%
	Under Votes:	50	20.00%	0	0.00%	50	20.00%
<b>DISTRICT COURT JUDGE POSITION 2, Vote For 1</b>							
	David A. Svaren	164	100.00%	0	0.00%	164	100.00%
	Cast Votes:	164	65.60%	0	0.00%	164	65.60%
	Over Votes:	0	0.00%	0	0.00%	0	0.00%
	Under Votes:	86	34.40%	0	0.00%	86	34.40%
<b>PUBLIC UTILITY DISTRICT COMMISSIONER NO. 2, Vote For 1</b>							
	Robbie Robertson	103	56.91%	0	0.00%	103	56.91%
	Michael C. Newman	78	43.09%	0	0.00%	78	43.09%
	Cast Votes:	181	72.40%	0	0.00%	181	72.40%
	Over Votes:	0	0.00%	0	0.00%	0	0.00%
	Under Votes:	69	27.60%	0	0.00%	69	27.60%



200611290246  
Skagit County Auditor

Precinct Report — Official

PRIMARY ELECTION — SKAGIT COUNTY WASHINGTON 2006 GENERAL ELECTION — November 07, 2006

Page 154 of 568

11/29/2006 12:46 PM

Total Number of Voters : 41,641 of 59,998 = 69.40%

Precincts Reporting 118 of 118 = 100.00%

Party	Candidate	Early	Election	Total
<b>Precinct 136 (Ballots Cast: 250)</b>				
SKAGIT COUNTY BOARD OF COMMISSIONERS PROPOSITION NO. 2 FLUORIDATION ADVISORY MEASURE, Vote For 1				
Yes		87 37.02%	0 0.00%	87 37.02%
No		148 62.98%	0 0.00%	148 62.98%
	Cast Votes:	235 94.00%	0 0.00%	235 94.00%
	Over Votes:	0 0.00%	0 0.00%	0 0.00%
	Under Votes:	15 6.00%	0 0.00%	15 6.00%



Precinct Report — Official

PRIMARY ELECTION — SKAGIT COUNTY WASHINGTON 2006 GENERAL ELECTION — November 07, 2006

Page 155 of 568

11/29/2006 12:46 PM

Total Number of Voters : 41,641 of 59,998 = 69.40%

Precincts Reporting 118 of 118 = 100.00%

Party	Candidate	Early	Election	Total
-------	-----------	-------	----------	-------

Precinct 137 (Ballots Cast: 453)

<b>INITIATIVE MEASURE NO. 920, Vote For 1</b>							
Yes		166	38.16%	0	0.00%	166	38.16%
No		269	61.84%	0	0.00%	269	61.84%
Cast Votes:		435	96.03%	0	0.00%	435	96.03%
Over Votes:		0	0.00%	0	0.00%	0	0.00%
Under Votes:		18	3.97%	0	0.00%	18	3.97%
<b>INITIATIVE MEASURE NO. 933, Vote For 1</b>							
Yes		171	38.51%	0	0.00%	171	38.51%
No		273	61.49%	0	0.00%	273	61.49%
Cast Votes:		444	98.01%	0	0.00%	444	98.01%
Over Votes:		0	0.00%	0	0.00%	0	0.00%
Under Votes:		9	1.99%	0	0.00%	9	1.99%
<b>INITIATIVE MEASURE NO. 937, Vote For 1</b>							
Yes		193	45.52%	0	0.00%	193	45.52%
No		231	54.48%	0	0.00%	231	54.48%
Cast Votes:		424	93.60%	0	0.00%	424	93.60%
Over Votes:		0	0.00%	0	0.00%	0	0.00%
Under Votes:		29	6.40%	0	0.00%	29	6.40%
<b>HOUSE JOINT RESOLUTION 4223, Vote For 1</b>							
Approved		330	78.95%	0	0.00%	330	78.95%
Rejected		88	21.05%	0	0.00%	88	21.05%
Cast Votes:		418	92.27%	0	0.00%	418	92.27%
Over Votes:		0	0.00%	0	0.00%	0	0.00%
Under Votes:		35	7.73%	0	0.00%	35	7.73%
<b>PROPOSITION NO. 1 Emergency Medical Services Levy (Skagit County Medic 1), Vote For 1</b>							
Yes		253	59.67%	0	0.00%	253	59.67%
No		171	40.33%	0	0.00%	171	40.33%
Cast Votes:		424	93.60%	0	0.00%	424	93.60%
Over Votes:		0	0.00%	0	0.00%	0	0.00%
Under Votes:		29	6.40%	0	0.00%	29	6.40%
<b>UNITED STATES SENATOR, Vote For 1</b>							
DEM	Maria Cantwell	219	48.99%	0	0.00%	219	48.99%
REP	Mike McGavick	217	48.55%	0	0.00%	217	48.55%
LIB	Bruce Guthrie	4	0.89%	0	0.00%	4	0.89%
IND	Robin Adair	5	1.12%	0	0.00%	5	1.12%
GRE	Aaron Dixon	2	0.45%	0	0.00%	2	0.45%
Cast Votes:		447	98.68%	0	0.00%	447	98.68%
Over Votes:		0	0.00%	0	0.00%	0	0.00%
Under Votes:		6	1.32%	0	0.00%	6	1.32%



200611290246  
Skagit County Auditor

11/29/2006 Page 172 of 584 2:34PM

Precinct Report — Official

PRIMARY ELECTION — SKAGIT COUNTY WASHINGTON 2006 GENERAL ELECTION — November 07, 2006

Page 156 of 568

11/29/2006 12:46 PM

Total Number of Voters : 41,641 of 59,998 = 69.40%

Precincts Reporting 118 of 118 = 100.00%

Party	Candidate	Early	Election	Total
<b>Precinct 137 (Ballots Cast: 453)</b>				
<b>UNITED STATES REPRESENTATIVE DISTRICT #2, Vote For 1</b>				
DEM	Rick Larsen	264 59.86%	0 0.00%	264 59.86%
REP	Doug Roulstone	177 40.14%	0 0.00%	177 40.14%
	Cast Votes:	441 97.35%	0 0.00%	441 97.35%
	Over Votes:	0 0.00%	0 0.00%	0 0.00%
	Under Votes:	12 2.65%	0 0.00%	12 2.65%
<b>STATE REPRESENTATIVE DISTRICT #40 POSITION #1, Vote For 1</b>				
DEM	Dave Quall	296 69.65%	0 0.00%	296 69.65%
REP	Yoshe Revelle	129 30.35%	0 0.00%	129 30.35%
	Cast Votes:	425 93.82%	0 0.00%	425 93.82%
	Over Votes:	0 0.00%	0 0.00%	0 0.00%
	Under Votes:	28 6.18%	0 0.00%	28 6.18%
<b>STATE REPRESENTATIVE DISTRICT #40 POSITION #2, Vote For 1</b>				
DEM	Jeff Morris	321 100.00%	0 0.00%	321 100.00%
	Cast Votes:	321 70.86%	0 0.00%	321 70.86%
	Over Votes:	0 0.00%	0 0.00%	0 0.00%
	Under Votes:	132 29.14%	0 0.00%	132 29.14%
<b>SKAGIT COUNTY ASSESSOR, Vote For 1</b>				
REP	Mark Leander	306 100.00%	0 0.00%	306 100.00%
	Cast Votes:	306 67.55%	0 0.00%	306 67.55%
	Over Votes:	0 0.00%	0 0.00%	0 0.00%
	Under Votes:	147 32.45%	0 0.00%	147 32.45%
<b>SKAGIT COUNTY AUDITOR, Vote For 1</b>				
DEM	Jeanne Youngquist	244 57.68%	0 0.00%	244 57.68%
REP	Norma Hickok-Brummett	179 42.32%	0 0.00%	179 42.32%
	Cast Votes:	423 93.38%	0 0.00%	423 93.38%
	Over Votes:	0 0.00%	0 0.00%	0 0.00%
	Under Votes:	30 6.62%	0 0.00%	30 6.62%
<b>SKAGIT COUNTY CLERK, Vote For 1</b>				
DEM	Nancy Scott	311 100.00%	0 0.00%	311 100.00%
	Cast Votes:	311 68.65%	0 0.00%	311 68.65%
	Over Votes:	0 0.00%	0 0.00%	0 0.00%
	Under Votes:	142 31.35%	0 0.00%	142 31.35%



200611290246

Skagit County Auditor

Precinct Report — Official

PRIMARY ELECTION — SKAGIT COUNTY WASHINGTON 2006 GENERAL ELECTION — November 07, 2006

Page 157 of 568

11/29/2006 12:46 PM

Total Number of Voters : 41,641 of 59,998 = 69.40%

Precincts Reporting 118 of 118 = 100.00%

Party	Candidate	Early	Election	Total	
<b>Precinct 137 (Ballots Cast: 453)</b>					
<b>SKAGIT COUNTY COMMISSIONER DISTRICT 3, Vote For 1</b>					
DEM	Sharon D. Dillon	226	51.48%	0 0.00%	226 51.48%
REP	Ted W. Anderson	213	48.52%	0 0.00%	213 48.52%
	Cast Votes:	439	96.91%	0 0.00%	439 96.91%
	Over Votes:	0	0.00%	0 0.00%	0 0.00%
	Under Votes:	14	3.09%	0 0.00%	14 3.09%
<b>SKAGIT COUNTY CORONER, Vote For 1</b>					
DEM	Daniel Dempsey	317	100.00%	0 0.00%	317 100.00%
	Cast Votes:	317	69.98%	0 0.00%	317 69.98%
	Over Votes:	0	0.00%	0 0.00%	0 0.00%
	Under Votes:	136	30.02%	0 0.00%	136 30.02%
<b>SKAGIT COUNTY PROSECUTING ATTORNEY, Vote For 1</b>					
DEM	Rich Weyrich	237	55.76%	0 0.00%	237 55.76%
REP	Tom Seguire	188	44.24%	0 0.00%	188 44.24%
	Cast Votes:	425	93.82%	0 0.00%	425 93.82%
	Over Votes:	0	0.00%	0 0.00%	0 0.00%
	Under Votes:	28	6.18%	0 0.00%	28 6.18%
<b>SKAGIT COUNTY SHERIFF, Vote For 1</b>					
DEM	Rick Grimstead	188	44.24%	0 0.00%	188 44.24%
REP	Dave Corrion	237	55.76%	0 0.00%	237 55.76%
	Cast Votes:	425	93.82%	0 0.00%	425 93.82%
	Over Votes:	0	0.00%	0 0.00%	0 0.00%
	Under Votes:	28	6.18%	0 0.00%	28 6.18%
<b>SKAGIT COUNTY TREASURER, Vote For 1</b>					
REP	Katie Jungquist	334	100.00%	0 0.00%	334 100.00%
	Cast Votes:	334	73.73%	0 0.00%	334 73.73%
	Over Votes:	0	0.00%	0 0.00%	0 0.00%
	Under Votes:	119	26.27%	0 0.00%	119 26.27%
<b>STATE SUPREME COURT JUSTICE POSITION #2, Vote For 1</b>					
	Susan Owens	222	60.66%	0 0.00%	222 60.66%
	Stephen Johnson	144	39.34%	0 0.00%	144 39.34%
	Cast Votes:	366	80.79%	0 0.00%	366 80.79%
	Over Votes:	0	0.00%	0 0.00%	0 0.00%
	Under Votes:	87	19.21%	0 0.00%	87 19.21%



200611290246

Skagit County Auditor

**Precinct Report — Official**

**PRIMARY ELECTION — SKAGIT COUNTY WASHINGTON 2006 GENERAL ELECTION — November 07, 2006**

Page 158 of 568

11/29/2006 12:46 PM

Total Number of Voters : 41,641 of 59,998 = 69.40%

Precincts Reporting 118 of 118 = 100.00%

Party	Candidate	Early	Election	Total
<b>Precinct 137 (Ballots Cast: 453)</b>				
<b>STATE SUPREME COURT JUSTICE POSITION #8, Vote For 1</b>				
	Gerry L. Alexander	280 100.00%	0 0.00%	280 100.00%
	Cast Votes:	280 61.81%	0 0.00%	280 61.81%
	Over Votes:	0 0.00%	0 0.00%	0 0.00%
	Under Votes:	173 38.19%	0 0.00%	173 38.19%
<b>STATE SUPREME COURT JUSTICE POSITION #9, Vote For 1</b>				
	Tom Chambers	279 100.00%	0 0.00%	279 100.00%
	Cast Votes:	279 61.59%	0 0.00%	279 61.59%
	Over Votes:	0 0.00%	0 0.00%	0 0.00%
	Under Votes:	174 38.41%	0 0.00%	174 38.41%
<b>COURT OF APPEALS DIVISION I DISTRICT #3 POSITION #1, Vote For 1</b>				
	Mary Kay Becker	280 100.00%	0 0.00%	280 100.00%
	Cast Votes:	280 61.81%	0 0.00%	280 61.81%
	Over Votes:	0 0.00%	0 0.00%	0 0.00%
	Under Votes:	173 38.19%	0 0.00%	173 38.19%
<b>DISTRICT COURT JUDGE POSITION 1, Vote For 1</b>				
	Warren M. Gilbert	215 58.42%	0 0.00%	215 58.42%
	Colleen Kenimond	153 41.58%	0 0.00%	153 41.58%
	Cast Votes:	368 81.24%	0 0.00%	368 81.24%
	Over Votes:	0 0.00%	0 0.00%	0 0.00%
	Under Votes:	85 18.76%	0 0.00%	85 18.76%
<b>DISTRICT COURT JUDGE POSITION 2, Vote For 1</b>				
	David A. Svaren	276 100.00%	0 0.00%	276 100.00%
	Cast Votes:	276 60.93%	0 0.00%	276 60.93%
	Over Votes:	0 0.00%	0 0.00%	0 0.00%
	Under Votes:	177 39.07%	0 0.00%	177 39.07%
<b>PUBLIC UTILITY DISTRICT COMMISSIONER NO. 2, Vote For 1</b>				
	Robbie Robertson	178 55.11%	0 0.00%	178 55.11%
	Michael C. Newman	145 44.89%	0 0.00%	145 44.89%
	Cast Votes:	323 71.30%	0 0.00%	323 71.30%
	Over Votes:	0 0.00%	0 0.00%	0 0.00%
	Under Votes:	130 28.70%	0 0.00%	130 28.70%



200611290246

Skagit County Auditor

Precinct Report — Official

PRIMARY ELECTION — SKAGIT COUNTY WASHINGTON 2006 GENERAL ELECTION — November 07, 2006

Page 159 of 568

11/29/2006 12:46 PM

Total Number of Voters : 41,641 of 59,998 = 69.40%

Precincts Reporting 118 of 118 = 100.00%

Party	Candidate	Early	Election	Total
-------	-----------	-------	----------	-------

Precinct 137 (Ballots Cast: 453)

SKAGIT COUNTY BOARD OF COMMISSIONERS PROPOSITION NO. 2 FLUORIDATION ADVISORY MEASURE, Vote For 1

Yes	173	41.49%	0	0.00%	173	41.49%
No	244	58.51%	0	0.00%	244	58.51%
Cast Votes:	417	92.05%	0	0.00%	417	92.05%
Over Votes:	0	0.00%	0	0.00%	0	0.00%
Under Votes:	36	7.95%	0	0.00%	36	7.95%



200611290246  
Skagit County Auditor

11/29/2006 Page 176 of 584 2:34PM



Precinct Report — Official


PRIMARY ELECTION — SKAGIT COUNTY WASHINGTON 2006 GENERAL ELECTION — November 07, 2006

Total Number of Voters : 41,641 of 59,998 = 69.40%

Precincts Reporting 118 of 118 = 100.00%

Party	Candidate	Early	Election	Total
<b>Precinct 138 (Ballots Cast: 100)</b>				
<b>INITIATIVE MEASURE NO. 920, Vote For 1</b>				
	Yes	43 43.43%	0 0.00%	43 43.43%
	No	56 56.57%	0 0.00%	56 56.57%
	Cast Votes:	99 99.00%	0 0.00%	99 99.00%
	Over Votes:	0 0.00%	0 0.00%	0 0.00%
	Under Votes:	1 1.00%	0 0.00%	1 1.00%
<b>INITIATIVE MEASURE NO. 933, Vote For 1</b>				
	Yes	37 37.37%	0 0.00%	37 37.37%
	No	62 62.63%	0 0.00%	62 62.63%
	Cast Votes:	99 99.00%	0 0.00%	99 99.00%
	Over Votes:	0 0.00%	0 0.00%	0 0.00%
	Under Votes:	1 1.00%	0 0.00%	1 1.00%
<b>INITIATIVE MEASURE NO. 937, Vote For 1</b>				
	Yes	47 48.45%	0 0.00%	47 48.45%
	No	50 51.55%	0 0.00%	50 51.55%
	Cast Votes:	97 97.00%	0 0.00%	97 97.00%
	Over Votes:	0 0.00%	0 0.00%	0 0.00%
	Under Votes:	3 3.00%	0 0.00%	3 3.00%
<b>HOUSE JOINT RESOLUTION 4223, Vote For 1</b>				
	Approved	84 86.60%	0 0.00%	84 86.60%
	Rejected	13 13.40%	0 0.00%	13 13.40%
	Cast Votes:	97 97.00%	0 0.00%	97 97.00%
	Over Votes:	0 0.00%	0 0.00%	0 0.00%
	Under Votes:	3 3.00%	0 0.00%	3 3.00%
<b>PROPOSITION NO. 1 Emergency Medical Services Levy (Skagit County Medic 1), Vote For 1</b>				
	Yes	57 60.64%	0 0.00%	57 60.64%
	No	37 39.36%	0 0.00%	37 39.36%
	Cast Votes:	94 94.00%	0 0.00%	94 94.00%
	Over Votes:	0 0.00%	0 0.00%	0 0.00%
	Under Votes:	6 6.00%	0 0.00%	6 6.00%
<b>UNITED STATES SENATOR, Vote For 1</b>				
DEM	Maria Cantwell	54 55.67%	0 0.00%	54 55.67%
REP	Mike McGavick	43 44.33%	0 0.00%	43 44.33%
LIB	Bruce Guthrie	0 0.00%	0 0.00%	0 0.00%
IND	Robin Adair	0 0.00%	0 0.00%	0 0.00%
GRE	Aaron Dixon	0 0.00%	0 0.00%	0 0.00%
	Cast Votes:	97 97.00%	0 0.00%	97 97.00%
	Over Votes:	0 0.00%	0 0.00%	0 0.00%
	Under Votes:	3 3.00%	0 0.00%	3 3.00%

11/29/2006 Page 177 of 584 2:34PM



Precinct Report — Official

PRIMARY ELECTION — SKAGIT COUNTY WASHINGTON 2006 GENERAL ELECTION — November 07, 2006

Page 161 of 568

11/29/2006 12:46 PM

Precincts Reporting 118 of 118 = 100.00%

Total Number of Voters : 41,641 of 59,998 = 69.40%

Party	Candidate	Early	Election	Total
<b>Precinct 138 (Ballots Cast: 100)</b>				
<b>UNITED STATES REPRESENTATIVE DISTRICT #2, Vote For 1</b>				
DEM	Rick Larsen	59	60.82%	59 60.82%
REP	Doug Roulstone	38	39.18%	38 39.18%
	Cast Votes:	97	97.00%	97 97.00%
	Over Votes:	0	0.00%	0 0.00%
	Under Votes:	3	3.00%	3 3.00%
<b>STATE REPRESENTATIVE DISTRICT #10 POSITION #1, Vote For 1</b>				
REP	Chris Strow	58	100.00%	58 100.00%
	Cast Votes:	58	58.00%	58 58.00%
	Over Votes:	0	0.00%	0 0.00%
	Under Votes:	42	42.00%	42 42.00%
<b>STATE REPRESENTATIVE DISTRICT #10 POSITION #2, Vote For 1</b>				
DEM	Tim Knue	57	58.16%	57 58.16%
REP	Barbara Bailey	41	41.84%	41 41.84%
	Cast Votes:	98	98.00%	98 98.00%
	Over Votes:	0	0.00%	0 0.00%
	Under Votes:	2	2.00%	2 2.00%
<b>SKAGIT COUNTY ASSESSOR, Vote For 1</b>				
REP	Mark Leander	65	100.00%	65 100.00%
	Cast Votes:	65	65.00%	65 65.00%
	Over Votes:	0	0.00%	0 0.00%
	Under Votes:	35	35.00%	35 35.00%
<b>SKAGIT COUNTY AUDITOR, Vote For 1</b>				
DEM	Jeanne Youngquist	56	58.95%	56 58.95%
REP	Norma Hickok-Brummett	39	41.05%	39 41.05%
	Cast Votes:	95	95.00%	95 95.00%
	Over Votes:	0	0.00%	0 0.00%
	Under Votes:	5	5.00%	5 5.00%
<b>SKAGIT COUNTY CLERK, Vote For 1</b>				
DEM	Nancy Scott	72	100.00%	72 100.00%
	Cast Votes:	72	72.00%	72 72.00%
	Over Votes:	0	0.00%	0 0.00%
	Under Votes:	28	28.00%	28 28.00%



200611290246  
Skagit County Auditor

11/29/2006 Page 178 of 584 2:34PM

Precinct Report — Official

PRIMARY ELECTION — SKAGIT COUNTY WASHINGTON 2006 GENERAL ELECTION — November 07, 2006

Page 162 of 568

11/29/2006 12:46 PM

Total Number of Voters : 41,641 of 59,998 = 69.40%

Precincts Reporting 118 of 118 = 100.00%

Party	Candidate	Early	Election	Total
<b>Precinct 138 (Ballots Cast: 100)</b>				
<b>SKAGIT COUNTY COMMISSIONER DISTRICT 3, Vote For 1</b>				
DEM	Sharon D. Dillon	50	53.19%	50 53.19%
REP	Ted W. Anderson	44	46.81%	44 46.81%
	Cast Votes:	94	94.00%	94 94.00%
	Over Votes:	0	0.00%	0 0.00%
	Under Votes:	6	6.00%	6 6.00%
<b>SKAGIT COUNTY CORONER, Vote For 1</b>				
DEM	Daniel Dempsey	73	100.00%	73 100.00%
	Cast Votes:	73	73.00%	73 73.00%
	Over Votes:	0	0.00%	0 0.00%
	Under Votes:	27	27.00%	27 27.00%
<b>SKAGIT COUNTY PROSECUTING ATTORNEY, Vote For 1</b>				
DEM	Rich Weyrich	52	54.74%	52 54.74%
REP	Tom Seguire	43	45.26%	43 45.26%
	Cast Votes:	95	95.00%	95 95.00%
	Over Votes:	0	0.00%	0 0.00%
	Under Votes:	5	5.00%	5 5.00%
<b>SKAGIT COUNTY SHERIFF, Vote For 1</b>				
DEM	Rick Grimstead	44	47.31%	44 47.31%
REP	Dave Corrion	49	52.69%	49 52.69%
	Cast Votes:	93	93.00%	93 93.00%
	Over Votes:	0	0.00%	0 0.00%
	Under Votes:	7	7.00%	7 7.00%
<b>SKAGIT COUNTY TREASURER, Vote For 1</b>				
REP	Katie Jungquist	62	100.00%	62 100.00%
	Cast Votes:	62	62.00%	62 62.00%
	Over Votes:	0	0.00%	0 0.00%
	Under Votes:	38	38.00%	38 38.00%
<b>STATE SUPREME COURT JUSTICE POSITION #2, Vote For 1</b>				
	Susan Owens	53	64.63%	53 64.63%
	Stephen Johnson	29	35.37%	29 35.37%
	Cast Votes:	82	82.00%	82 82.00%
	Over Votes:	0	0.00%	0 0.00%
	Under Votes:	18	18.00%	18 18.00%



200611290246

Skagit County Auditor

Precinct Report — Official

PRIMARY ELECTION — SKAGIT COUNTY WASHINGTON 2006 GENERAL ELECTION — November 07, 2006

Page 163 of 568

11/29/2006 12:46 PM

Total Number of Voters : 41,641 of 59,998 = 69.40%

Precincts Reporting 118 of 118 = 100.00%

Party	Candidate	Early	Election	Total
<b>Precinct 138 (Ballots Cast: 100)</b>				
<b>STATE SUPREME COURT JUSTICE POSITION #8, Vote For 1</b>				
	Gerry L. Alexander	60 100.00%	0 0.00%	60 100.00%
	Cast Votes:	60 60.00%	0 0.00%	60 60.00%
	Over Votes:	0 0.00%	0 0.00%	0 0.00%
	Under Votes:	40 40.00%	0 0.00%	40 40.00%
<b>STATE SUPREME COURT JUSTICE POSITION #9, Vote For 1</b>				
	Tom Chambers	60 100.00%	0 0.00%	60 100.00%
	Cast Votes:	60 60.00%	0 0.00%	60 60.00%
	Over Votes:	0 0.00%	0 0.00%	0 0.00%
	Under Votes:	40 40.00%	0 0.00%	40 40.00%
<b>COURT OF APPEALS DIVISION I DISTRICT #3 POSITION #1, Vote For 1</b>				
	Mary Kay Becker	61 100.00%	0 0.00%	61 100.00%
	Cast Votes:	61 61.00%	0 0.00%	61 61.00%
	Over Votes:	0 0.00%	0 0.00%	0 0.00%
	Under Votes:	39 39.00%	0 0.00%	39 39.00%
<b>DISTRICT COURT JUDGE POSITION 1, Vote For 1</b>				
	Warren M. Gilbert	36 43.37%	0 0.00%	36 43.37%
	Colleen Kenimond	47 56.63%	0 0.00%	47 56.63%
	Cast Votes:	83 83.00%	0 0.00%	83 83.00%
	Over Votes:	0 0.00%	0 0.00%	0 0.00%
	Under Votes:	17 17.00%	0 0.00%	17 17.00%
<b>DISTRICT COURT JUDGE POSITION 2, Vote For 1</b>				
	David A. Svaren	58 100.00%	0 0.00%	58 100.00%
	Cast Votes:	58 58.00%	0 0.00%	58 58.00%
	Over Votes:	0 0.00%	0 0.00%	0 0.00%
	Under Votes:	42 42.00%	0 0.00%	42 42.00%
<b>PUBLIC UTILITY DISTRICT COMMISSIONER NO. 2, Vote For 1</b>				
	Robbie Robertson	36 48.65%	0 0.00%	36 48.65%
	Michael C. Newman	38 51.35%	0 0.00%	38 51.35%
	Cast Votes:	74 74.00%	0 0.00%	74 74.00%
	Over Votes:	0 0.00%	0 0.00%	0 0.00%
	Under Votes:	26 26.00%	0 0.00%	26 26.00%



200611290246  
Skagit County Auditor

11/29/2006 Page 180 of 584 2:34PM

Precinct Report — Official

PRIMARY ELECTION — SKAGIT COUNTY WASHINGTON 2006 GENERAL ELECTION — November 07, 2006


Total Number of Voters : 41,641 of 59,998 = 69.40%

Precincts Reporting 118 of 118 = 100.00%

Party	Candidate	Early	Election	Total	
<b>Precinct 139 (Ballots Cast: 279)</b>					
<b>INITIATIVE MEASURE NO. 920, Vote For 1</b>					
	Yes	107	39.63%	0 0.00%	107 39.63%
	No	163	60.37%	0 0.00%	163 60.37%
	Cast Votes:	270	96.77%	0 0.00%	270 96.77%
	Over Votes:	0	0.00%	0 0.00%	0 0.00%
	Under Votes:	9	3.23%	0 0.00%	9 3.23%
<b>INITIATIVE MEASURE NO. 933, Vote For 1</b>					
	Yes	104	37.68%	0 0.00%	104 37.68%
	No	172	62.32%	0 0.00%	172 62.32%
	Cast Votes:	276	98.92%	0 0.00%	276 98.92%
	Over Votes:	0	0.00%	0 0.00%	0 0.00%
	Under Votes:	3	1.08%	0 0.00%	3 1.08%
<b>INITIATIVE MEASURE NO. 937, Vote For 1</b>					
	Yes	110	41.98%	0 0.00%	110 41.98%
	No	152	58.02%	0 0.00%	152 58.02%
	Cast Votes:	262	93.91%	0 0.00%	262 93.91%
	Over Votes:	0	0.00%	0 0.00%	0 0.00%
	Under Votes:	17	6.09%	0 0.00%	17 6.09%
<b>HOUSE JOINT RESOLUTION 4223, Vote For 1</b>					
	Approved	216	82.13%	0 0.00%	216 82.13%
	Rejected	47	17.87%	0 0.00%	47 17.87%
	Cast Votes:	263	94.27%	0 0.00%	263 94.27%
	Over Votes:	1	0.36%	0 0.00%	1 0.36%
	Under Votes:	15	5.38%	0 0.00%	15 5.38%
<b>PROPOSITION NO. 1 Emergency Medical Services Levy (Skagit County Medic 1), Vote For 1</b>					
	Yes	162	60.90%	0 0.00%	162 60.90%
	No	104	39.10%	0 0.00%	104 39.10%
	Cast Votes:	266	95.34%	0 0.00%	266 95.34%
	Over Votes:	1	0.36%	0 0.00%	1 0.36%
	Under Votes:	12	4.30%	0 0.00%	12 4.30%
<b>UNITED STATES SENATOR, Vote For 1</b>					
DEM	Maria Cantwell	132	48.53%	0 0.00%	132 48.53%
REP	Mike McGavick	125	45.96%	0 0.00%	125 45.96%
LIB	Bruce Guthrie	7	2.57%	0 0.00%	7 2.57%
IND	Robin Adair	3	1.10%	0 0.00%	3 1.10%
GRE	Aaron Dixon	5	1.84%	0 0.00%	5 1.84%
	Cast Votes:	272	97.49%	0 0.00%	272 97.49%
	Over Votes:	0	0.00%	0 0.00%	0 0.00%
	Under Votes:	7	2.51%	0 0.00%	7 2.51%

11/29/2006 Page 181 of 584 2:34PM

200611290246  
Skagit County Auditor



Precinct Report — Official

PRIMARY ELECTION — SKAGIT COUNTY WASHINGTON 2006 GENERAL ELECTION — November 07, 2006

Page 165 of 568

11/29/2006 12:46 PM

Total Number of Voters : 41,641 of 59,998 = 69.40%

Precincts Reporting 118 of 118 = 100.00%

Party	Candidate	Early	Election	Total
<b>Precinct 139 (Ballots Cast: 279)</b>				
<b>UNITED STATES REPRESENTATIVE DISTRICT #2, Vote For 1</b>				
DEM	Rick Larsen	174	64.68%	174 64.68%
REP	Doug Roulstone	95	35.32%	95 35.32%
	Cast Votes:	269	96.42%	269 96.42%
	Over Votes:	0	0.00%	0 0.00%
	Under Votes:	10	3.58%	10 3.58%
<b>STATE REPRESENTATIVE DISTRICT #39 POSITION #1, Vote For 1</b>				
DEM	Scott Olson	125	47.17%	125 47.17%
REP	Dan Kristiansen	140	52.83%	140 52.83%
	Cast Votes:	265	94.98%	265 94.98%
	Over Votes:	0	0.00%	0 0.00%
	Under Votes:	14	5.02%	14 5.02%
<b>STATE REPRESENTATIVE DISTRICT #39 POSITION #2, Vote For 1</b>				
REP	Kirk Pearson	193	100.00%	193 100.00%
	Cast Votes:	193	69.18%	193 69.18%
	Over Votes:	0	0.00%	0 0.00%
	Under Votes:	86	30.82%	86 30.82%
<b>SKAGIT COUNTY ASSESSOR, Vote For 1</b>				
REP	Mark Leander	186	100.00%	186 100.00%
	Cast Votes:	186	66.67%	186 66.67%
	Over Votes:	0	0.00%	0 0.00%
	Under Votes:	93	33.33%	93 33.33%
<b>SKAGIT COUNTY AUDITOR, Vote For 1</b>				
DEM	Jeanne Youngquist	150	57.25%	150 57.25%
REP	Norma Hickok-Brummett	112	42.75%	112 42.75%
	Cast Votes:	262	93.91%	262 93.91%
	Over Votes:	0	0.00%	0 0.00%
	Under Votes:	17	6.09%	17 6.09%
<b>SKAGIT COUNTY CLERK, Vote For 1</b>				
DEM	Nancy Scott	205	100.00%	205 100.00%
	Cast Votes:	205	73.48%	205 73.48%
	Over Votes:	0	0.00%	0 0.00%
	Under Votes:	74	26.52%	74 26.52%



200611290246  
Skagit County Auditor

11/29/2006 Page 182 of 584 2:34PM

Precinct Report — Official

PRIMARY ELECTION — SKAGIT COUNTY WASHINGTON 2006 GENERAL ELECTION — November 07, 2006

Page 166 of 568

11/29/2006 12:46 PM

Total Number of Voters : 41,641 of 59,998 = 69.40%

Precincts Reporting 118 of 118 = 100.00%

Party	Candidate	Early	Election	Total
<b>Precinct 139 (Ballots Cast: 279)</b>				
<b>SKAGIT COUNTY COMMISSIONER DISTRICT 3, Vote For 1</b>				
DEM	Sharon D. Dillon	113 42.48%	0 0.00%	113 42.48%
REP	Ted W. Anderson	153 57.52%	0 0.00%	153 57.52%
	Cast Votes:	266 95.34%	0 0.00%	266 95.34%
	Over Votes:	0 0.00%	0 0.00%	0 0.00%
	Under Votes:	13 4.66%	0 0.00%	13 4.66%
<b>SKAGIT COUNTY CORONER, Vote For 1</b>				
DEM	Daniel Dempsey	210 100.00%	0 0.00%	210 100.00%
	Cast Votes:	210 75.27%	0 0.00%	210 75.27%
	Over Votes:	0 0.00%	0 0.00%	0 0.00%
	Under Votes:	69 24.73%	0 0.00%	69 24.73%
<b>SKAGIT COUNTY PROSECUTING ATTORNEY, Vote For 1</b>				
DEM	Rich Weyrich	150 58.82%	0 0.00%	150 58.82%
REP	Tom Seguire	105 41.18%	0 0.00%	105 41.18%
	Cast Votes:	255 91.40%	0 0.00%	255 91.40%
	Over Votes:	0 0.00%	0 0.00%	0 0.00%
	Under Votes:	24 8.60%	0 0.00%	24 8.60%
<b>SKAGIT COUNTY SHERIFF, Vote For 1</b>				
DEM	Rick Grimstead	129 48.68%	0 0.00%	129 48.68%
REP	Dave Corrion	136 51.32%	0 0.00%	136 51.32%
	Cast Votes:	265 94.98%	0 0.00%	265 94.98%
	Over Votes:	0 0.00%	0 0.00%	0 0.00%
	Under Votes:	14 5.02%	0 0.00%	14 5.02%
<b>SKAGIT COUNTY TREASURER, Vote For 1</b>				
REP	Katie Jungquist	194 100.00%	0 0.00%	194 100.00%
	Cast Votes:	194 69.53%	0 0.00%	194 69.53%
	Over Votes:	0 0.00%	0 0.00%	0 0.00%
	Under Votes:	85 30.47%	0 0.00%	85 30.47%
<b>STATE SUPREME COURT JUSTICE POSITION #2, Vote For 1</b>				
	Susan Owens	144 61.80%	0 0.00%	144 61.80%
	Stephen Johnson	89 38.20%	0 0.00%	89 38.20%
	Cast Votes:	233 83.51%	0 0.00%	233 83.51%
	Over Votes:	0 0.00%	0 0.00%	0 0.00%
	Under Votes:	46 16.49%	0 0.00%	46 16.49%



200611290246

Skagit County Auditor

Precinct Report — Official

PRIMARY ELECTION — SKAGIT COUNTY WASHINGTON 2006 GENERAL ELECTION — November 07, 2006

Page 167 of 568

11/29/2006 12:46 PM

Precincts Reporting 118 of 118 = 100.00%

Total Number of Voters : 41,641 of 59,998 = 69.40%

Party	Candidate	Early	Election	Total
<b>Precinct 139 (Ballots Cast: 279)</b>				
<b>STATE SUPREME COURT JUSTICE POSITION #8, Vote For 1</b>				
	Gerry L. Alexander	181 100.00%	0 0.00%	181 100.00%
	Cast Votes:	181 64.87%	0 0.00%	181 64.87%
	Over Votes:	0 0.00%	0 0.00%	0 0.00%
	Under Votes:	98 35.13%	0 0.00%	98 35.13%
<b>STATE SUPREME COURT JUSTICE POSITION #9, Vote For 1</b>				
	Tom Chambers	180 100.00%	0 0.00%	180 100.00%
	Cast Votes:	180 64.52%	0 0.00%	180 64.52%
	Over Votes:	0 0.00%	0 0.00%	0 0.00%
	Under Votes:	99 35.48%	0 0.00%	99 35.48%
<b>COURT OF APPEALS DIVISION I DISTRICT #3 POSITION #1, Vote For 1</b>				
	Mary Kay Becker	183 100.00%	0 0.00%	183 100.00%
	Cast Votes:	183 65.59%	0 0.00%	183 65.59%
	Over Votes:	0 0.00%	0 0.00%	0 0.00%
	Under Votes:	96 34.41%	0 0.00%	96 34.41%
<b>DISTRICT COURT JUDGE POSITION 1, Vote For 1</b>				
	Warren M. Gilbert	139 61.50%	0 0.00%	139 61.50%
	Colleen Kenimond	87 38.50%	0 0.00%	87 38.50%
	Cast Votes:	226 81.00%	0 0.00%	226 81.00%
	Over Votes:	0 0.00%	0 0.00%	0 0.00%
	Under Votes:	53 19.00%	0 0.00%	53 19.00%
<b>DISTRICT COURT JUDGE POSITION 2, Vote For 1</b>				
	David A. Svaren	178 100.00%	0 0.00%	178 100.00%
	Cast Votes:	178 63.80%	0 0.00%	178 63.80%
	Over Votes:	1 0.36%	0 0.00%	1 0.36%
	Under Votes:	100 35.84%	0 0.00%	100 35.84%
<b>PUBLIC UTILITY DISTRICT COMMISSIONER NO. 2, Vote For 1</b>				
	Robbie Robertson	105 50.48%	0 0.00%	105 50.48%
	Michael C. Newman	103 49.52%	0 0.00%	103 49.52%
	Cast Votes:	208 74.55%	0 0.00%	208 74.55%
	Over Votes:	1 0.36%	0 0.00%	1 0.36%
	Under Votes:	70 25.09%	0 0.00%	70 25.09%



200611290246  
 Skagit County Auditor  
 11/29/2006 Page 184 of 584 2:34PM



Precinct Report — Official

PRIMARY ELECTION — SKAGIT COUNTY WASHINGTON 2006 GENERAL ELECTION — November 07, 2006


Total Number of Voters : 41,641 of 59,998 = 69.40%

Precincts Reporting 118 of 118 = 100.00%

Party	Candidate	Early	Election	Total	
<b>Precinct 140 (Ballots Cast: 477)</b>					
<b>INITIATIVE MEASURE NO. 920, Vote For 1</b>					
	Yes	201	42.95%	0 0.00%	201 42.95%
	No	267	57.05%	0 0.00%	267 57.05%
	Cast Votes:	468	98.11%	0 0.00%	468 98.11%
	Over Votes:	0	0.00%	0 0.00%	0 0.00%
	Under Votes:	9	1.89%	0 0.00%	9 1.89%
<b>INITIATIVE MEASURE NO. 933, Vote For 1</b>					
	Yes	199	42.16%	0 0.00%	199 42.16%
	No	273	57.84%	0 0.00%	273 57.84%
	Cast Votes:	472	98.95%	0 0.00%	472 98.95%
	Over Votes:	0	0.00%	0 0.00%	0 0.00%
	Under Votes:	5	1.05%	0 0.00%	5 1.05%
<b>INITIATIVE MEASURE NO. 937, Vote For 1</b>					
	Yes	175	38.13%	0 0.00%	175 38.13%
	No	284	61.87%	0 0.00%	284 61.87%
	Cast Votes:	459	96.23%	0 0.00%	459 96.23%
	Over Votes:	0	0.00%	0 0.00%	0 0.00%
	Under Votes:	18	3.77%	0 0.00%	18 3.77%
<b>HOUSE JOINT RESOLUTION 4223, Vote For 1</b>					
	Approved	366	82.43%	0 0.00%	366 82.43%
	Rejected	78	17.57%	0 0.00%	78 17.57%
	Cast Votes:	444	93.08%	0 0.00%	444 93.08%
	Over Votes:	0	0.00%	0 0.00%	0 0.00%
	Under Votes:	33	6.92%	0 0.00%	33 6.92%
<b>PROPOSITION NO. 1 Emergency Medical Services Levy (Skagit County Medic 1), Vote For 1</b>					
	Yes	252	55.02%	0 0.00%	252 55.02%
	No	206	44.98%	0 0.00%	206 44.98%
	Cast Votes:	458	96.02%	0 0.00%	458 96.02%
	Over Votes:	0	0.00%	0 0.00%	0 0.00%
	Under Votes:	19	3.98%	0 0.00%	19 3.98%
<b>UNITED STATES SENATOR, Vote For 1</b>					
DEM	Maria Cantwell	185	39.45%	0 0.00%	185 39.45%
REP	Mike McGavick	274	58.42%	0 0.00%	274 58.42%
LIB	Bruce Guthrie	5	1.07%	0 0.00%	5 1.07%
IND	Robin Adair	3	0.64%	0 0.00%	3 0.64%
GRE	Aaron Dixon	2	0.43%	0 0.00%	2 0.43%
	Cast Votes:	469	98.32%	0 0.00%	469 98.32%
	Over Votes:	0	0.00%	0 0.00%	0 0.00%
	Under Votes:	8	1.68%	0 0.00%	8 1.68%

11/29/2006 Page

185 of 584 2:34PM



Precinct Report — Official

PRIMARY ELECTION — SKAGIT COUNTY WASHINGTON 2006 GENERAL ELECTION — November 07, 2006

Page 169 of 568

11/29/2006 12:46 PM

Precincts Reporting 118 of 118 = 100.00%

Total Number of Voters : 41,641 of 59,998 = 69.40%

Party	Candidate	Early	Election	Total	
<b>Precinct 140 (Ballots Cast: 477)</b>					
<b>UNITED STATES REPRESENTATIVE DISTRICT #2, Vote For 1</b>					
DEM	Rick Larsen	236	50.75%	0 0.00%	236 50.75%
REP	Doug Roulstone	229	49.25%	0 0.00%	229 49.25%
	Cast Votes:	465	97.48%	0 0.00%	465 97.48%
	Over Votes:	0	0.00%	0 0.00%	0 0.00%
	Under Votes:	12	2.52%	0 0.00%	12 2.52%
<b>STATE REPRESENTATIVE DISTRICT #39 POSITION #1, Vote For 1</b>					
DEM	Scott Olson	158	34.96%	0 0.00%	158 34.96%
REP	Dan Kristiansen	294	65.04%	0 0.00%	294 65.04%
	Cast Votes:	452	94.76%	0 0.00%	452 94.76%
	Over Votes:	0	0.00%	0 0.00%	0 0.00%
	Under Votes:	25	5.24%	0 0.00%	25 5.24%
<b>STATE REPRESENTATIVE DISTRICT #39 POSITION #2, Vote For 1</b>					
REP	Kirk Pearson	349	100.00%	0 0.00%	349 100.00%
	Cast Votes:	349	73.17%	0 0.00%	349 73.17%
	Over Votes:	0	0.00%	0 0.00%	0 0.00%
	Under Votes:	128	26.83%	0 0.00%	128 26.83%
<b>SKAGIT COUNTY ASSESSOR, Vote For 1</b>					
REP	Mark Leander	346	100.00%	0 0.00%	346 100.00%
	Cast Votes:	346	72.54%	0 0.00%	346 72.54%
	Over Votes:	0	0.00%	0 0.00%	0 0.00%
	Under Votes:	131	27.46%	0 0.00%	131 27.46%
<b>SKAGIT COUNTY AUDITOR, Vote For 1</b>					
DEM	Jeanne Youngquist	199	44.32%	0 0.00%	199 44.32%
REP	Norma Hickok-Brummett	250	55.68%	0 0.00%	250 55.68%
	Cast Votes:	449	94.13%	0 0.00%	449 94.13%
	Over Votes:	0	0.00%	0 0.00%	0 0.00%
	Under Votes:	28	5.87%	0 0.00%	28 5.87%
<b>SKAGIT COUNTY CLERK, Vote For 1</b>					
DEM	Nancy Scott	325	100.00%	0 0.00%	325 100.00%
	Cast Votes:	325	68.13%	0 0.00%	325 68.13%
	Over Votes:	0	0.00%	0 0.00%	0 0.00%
	Under Votes:	152	31.87%	0 0.00%	152 31.87%



200611290246  
Skagit County Auditor

11/29/2006 Page 186 of 584 2:34PM

Precinct Report — Official

PRIMARY ELECTION — SKAGIT COUNTY WASHINGTON 2006 GENERAL ELECTION — November 07, 2006

Page 170 of 568

11/29/2006 12:46 PM

Total Number of Voters : 41,641 of 59,998 = 69.40%

Precincts Reporting 118 of 118 = 100.00%

Party	Candidate	Early	Election	Total		
<b>Precinct 140 (Ballots Cast: 477)</b>						
<b>SKAGIT COUNTY COMMISSIONER DISTRICT 3, Vote For 1</b>						
DEM	Sharon D. Dillon	207	45.10%	0 0.00%	207	45.10%
REP	Ted W. Anderson	252	54.90%	0 0.00%	252	54.90%
	Cast Votes:	459	96.23%	0 0.00%	459	96.23%
	Over Votes:	0	0.00%	0 0.00%	0	0.00%
	Under Votes:	18	3.77%	0 0.00%	18	3.77%
<b>SKAGIT COUNTY CORONER, Vote For 1</b>						
DEM	Daniel Dempsey	329	100.00%	0 0.00%	329	100.00%
	Cast Votes:	329	68.97%	0 0.00%	329	68.97%
	Over Votes:	0	0.00%	0 0.00%	0	0.00%
	Under Votes:	148	31.03%	0 0.00%	148	31.03%
<b>SKAGIT COUNTY PROSECUTING ATTORNEY, Vote For 1</b>						
DEM	Rich Weyrich	238	52.65%	0 0.00%	238	52.65%
REP	Tom Seguiné	214	47.35%	0 0.00%	214	47.35%
	Cast Votes:	452	94.76%	0 0.00%	452	94.76%
	Over Votes:	0	0.00%	0 0.00%	0	0.00%
	Under Votes:	25	5.24%	0 0.00%	25	5.24%
<b>SKAGIT COUNTY SHERIFF, Vote For 1</b>						
DEM	Rick Grimstead	185	41.48%	0 0.00%	185	41.48%
REP	Dave Corrion	261	58.52%	0 0.00%	261	58.52%
	Cast Votes:	446	93.50%	0 0.00%	446	93.50%
	Over Votes:	0	0.00%	0 0.00%	0	0.00%
	Under Votes:	31	6.50%	0 0.00%	31	6.50%
<b>SKAGIT COUNTY TREASURER, Vote For 1</b>						
REP	Katie Jungquist	349	100.00%	0 0.00%	349	100.00%
	Cast Votes:	349	73.17%	0 0.00%	349	73.17%
	Over Votes:	0	0.00%	0 0.00%	0	0.00%
	Under Votes:	128	26.83%	0 0.00%	128	26.83%
<b>STATE SUPREME COURT JUSTICE POSITION #2, Vote For 1</b>						
	Susan Owens	189	47.25%	0 0.00%	189	47.25%
	Stephen Johnson	211	52.75%	0 0.00%	211	52.75%
	Cast Votes:	400	83.86%	0 0.00%	400	83.86%
	Over Votes:	0	0.00%	0 0.00%	0	0.00%
	Under Votes:	77	16.14%	0 0.00%	77	16.14%



200611290246

Skagit County Auditor

Precinct Report — Official

PRIMARY ELECTION — SKAGIT COUNTY WASHINGTON 2006 GENERAL ELECTION — November 07, 2006

Page 171 of 568

11/29/2006 12:46 PM

Precincts Reporting 118 of 118 = 100.00%

Total Number of Voters : 41,641 of 59,998 = 69.40%

Party	Candidate	Early	Election	Total
-------	-----------	-------	----------	-------

Precinct 140 (Ballots Cast: 477)

STATE SUPREME COURT JUSTICE POSITION #8, Vote For 1

Gerry L. Alexander

302 100.00% 0 0.00% 302 100.00%

Cast Votes: 302 63.31% 0 0.00% 302 63.31%

Over Votes: 0 0.00% 0 0.00% 0 0.00%

Under Votes: 175 36.69% 0 0.00% 175 36.69%

STATE SUPREME COURT JUSTICE POSITION #9, Vote For 1

Tom Chambers

297 100.00% 0 0.00% 297 100.00%

Cast Votes: 297 62.26% 0 0.00% 297 62.26%

Over Votes: 0 0.00% 0 0.00% 0 0.00%

Under Votes: 180 37.74% 0 0.00% 180 37.74%

COURT OF APPEALS DIVISION I DISTRICT #3 POSITION #1, Vote For 1

Mary Kay Becker

299 100.00% 0 0.00% 299 100.00%

Cast Votes: 299 62.68% 0 0.00% 299 62.68%

Over Votes: 0 0.00% 0 0.00% 0 0.00%

Under Votes: 178 37.32% 0 0.00% 178 37.32%

DISTRICT COURT JUDGE POSITION 1, Vote For 1

Warren M. Gilbert  
Colleen Kenimond

224 60.22% 0 0.00% 224 60.22%

148 39.78% 0 0.00% 148 39.78%

Cast Votes: 372 77.99% 0 0.00% 372 77.99%

Over Votes: 0 0.00% 0 0.00% 0 0.00%

Under Votes: 105 22.01% 0 0.00% 105 22.01%

DISTRICT COURT JUDGE POSITION 2, Vote For 1

David A. Svaren

292 100.00% 0 0.00% 292 100.00%

Cast Votes: 292 61.22% 0 0.00% 292 61.22%

Over Votes: 0 0.00% 0 0.00% 0 0.00%

Under Votes: 185 38.78% 0 0.00% 185 38.78%

PUBLIC UTILITY DISTRICT COMMISSIONER NO. 2, Vote For 1

Robbie Robertson  
Michael C. Newman

178 53.78% 0 0.00% 178 53.78%

153 46.22% 0 0.00% 153 46.22%

Cast Votes: 331 69.39% 0 0.00% 331 69.39%

Over Votes: 0 0.00% 0 0.00% 0 0.00%

Under Votes: 146 30.61% 0 0.00% 146 30.61%



200611290246  
Skagit County Auditor

11/29/2006 Page 188 of 584 2:34PM

Precinct Report — Official

PRIMARY ELECTION — SKAGIT COUNTY WASHINGTON 2006 GENERAL ELECTION — November 07, 2006

Total Number of Voters : 41,641 of 59,998 = 69.40%

Precincts Reporting 118 of 118 = 100.00%


Party	Candidate	Early	Election	Total
-------	-----------	-------	----------	-------

Precinct 140 (Ballots Cast: 477)

SKAGIT COUNTY BOARD OF COMMISSIONERS PROPOSITION NO. 2 FLUORIDATION ADVISORY MEASURE, Vote For 1

Yes	209	45.73%	0	0.00%	209	45.73%
No	248	54.27%	0	0.00%	248	54.27%
Cast Votes:	457	95.81%	0	0.00%	457	95.81%
Over Votes:	0	0.00%	0	0.00%	0	0.00%
Under Votes:	20	4.19%	0	0.00%	20	4.19%

11/29/2006 Page 189 of 584 2:34PM  
 Skagit County Auditor  
 200611290246



Precinct Report — Official

PRIMARY ELECTION — SKAGIT COUNTY WASHINGTON 2006 GENERAL ELECTION — November 07, 2006

Page 173 of 568

11/29/2006 12:46 PM

Total Number of Voters : 41,641 of 59,998 = 69.40%

Precincts Reporting 118 of 118 = 100.00%

Party	Candidate	Early	Election	Total	
<b>Precinct 141 (Ballots Cast: 269)</b>					
<b>INITIATIVE MEASURE NO. 920, Vote For 1</b>					
	Yes	81	31.03%	0 0.00%	81 31.03%
	No	180	68.97%	0 0.00%	180 68.97%
	Cast Votes:	261	97.03%	0 0.00%	261 97.03%
	Over Votes:	0	0.00%	0 0.00%	0 0.00%
	Under Votes:	8	2.97%	0 0.00%	8 2.97%
<b>INITIATIVE MEASURE NO. 933, Vote For 1</b>					
	Yes	71	26.79%	0 0.00%	71 26.79%
	No	194	73.21%	0 0.00%	194 73.21%
	Cast Votes:	265	98.51%	0 0.00%	265 98.51%
	Over Votes:	0	0.00%	0 0.00%	0 0.00%
	Under Votes:	4	1.49%	0 0.00%	4 1.49%
<b>INITIATIVE MEASURE NO. 937, Vote For 1</b>					
	Yes	121	47.08%	0 0.00%	121 47.08%
	No	136	52.92%	0 0.00%	136 52.92%
	Cast Votes:	257	95.54%	0 0.00%	257 95.54%
	Over Votes:	0	0.00%	0 0.00%	0 0.00%
	Under Votes:	12	4.46%	0 0.00%	12 4.46%
<b>HOUSE JOINT RESOLUTION 4223, Vote For 1</b>					
	Approved	200	80.00%	0 0.00%	200 80.00%
	Rejected	50	20.00%	0 0.00%	50 20.00%
	Cast Votes:	250	92.94%	0 0.00%	250 92.94%
	Over Votes:	0	0.00%	0 0.00%	0 0.00%
	Under Votes:	19	7.06%	0 0.00%	19 7.06%
<b>PROPOSITION NO. 1 Emergency Medical Services Levy (Skagit County Medic 1), Vote For 1</b>					
	Yes	148	58.27%	0 0.00%	148 58.27%
	No	106	41.73%	0 0.00%	106 41.73%
	Cast Votes:	254	94.42%	0 0.00%	254 94.42%
	Over Votes:	0	0.00%	0 0.00%	0 0.00%
	Under Votes:	15	5.58%	0 0.00%	15 5.58%
<b>UNITED STATES SENATOR, Vote For 1</b>					
DEM	Maria Cantwell	147	55.26%	0 0.00%	147 55.26%
REP	Mike McGavick	106	39.85%	0 0.00%	106 39.85%
LIB	Bruce Guthrie	3	1.13%	0 0.00%	3 1.13%
IND	Robin Adair	5	1.88%	0 0.00%	5 1.88%
GRE	Aaron Dixon	5	1.88%	0 0.00%	5 1.88%
	Cast Votes:	266	98.88%	0 0.00%	266 98.88%
	Over Votes:	0	0.00%	0 0.00%	0 0.00%
	Under Votes:	3	1.12%	0 0.00%	3 1.12%



200611290246  
Skagit County Auditor

11/29/2006 Page 190 of 584 2:34PM

Precinct Report — Official

PRIMARY ELECTION — SKAGIT COUNTY WASHINGTON 2006 GENERAL ELECTION — November 07, 2006

Page 174 of 568

11/29/2006 12:46 PM

Total Number of Voters : 41,641 of 59,998 = 69.40%

Precincts Reporting 118 of 118 = 100.00%

Party	Candidate	Early	Election	Total	
<b>Precinct 141 (Ballots Cast: 269)</b>					
<b>UNITED STATES REPRESENTATIVE DISTRICT #2, Vote For 1</b>					
DEM	Rick Larsen	183	69.32%	0 0.00%	183 69.32%
REP	Doug Roulstone	81	30.68%	0 0.00%	81 30.68%
	Cast Votes:	264	98.14%	0 0.00%	264 98.14%
	Over Votes:	1	0.37%	0 0.00%	1 0.37%
	Under Votes:	4	1.49%	0 0.00%	4 1.49%
<b>STATE REPRESENTATIVE DISTRICT #39 POSITION #1, Vote For 1</b>					
DEM	Scott Olson	138	52.87%	0 0.00%	138 52.87%
REP	Dan Kristiansen	123	47.13%	0 0.00%	123 47.13%
	Cast Votes:	261	97.03%	0 0.00%	261 97.03%
	Over Votes:	0	0.00%	0 0.00%	0 0.00%
	Under Votes:	8	2.97%	0 0.00%	8 2.97%
<b>STATE REPRESENTATIVE DISTRICT #39 POSITION #2, Vote For 1</b>					
REP	Kirk Pearson	192	100.00%	0 0.00%	192 100.00%
	Cast Votes:	192	71.38%	0 0.00%	192 71.38%
	Over Votes:	0	0.00%	0 0.00%	0 0.00%
	Under Votes:	77	28.62%	0 0.00%	77 28.62%
<b>SKAGIT COUNTY ASSESSOR, Vote For 1</b>					
REP	Mark Leander	195	100.00%	0 0.00%	195 100.00%
	Cast Votes:	195	72.49%	0 0.00%	195 72.49%
	Over Votes:	0	0.00%	0 0.00%	0 0.00%
	Under Votes:	74	27.51%	0 0.00%	74 27.51%
<b>SKAGIT COUNTY AUDITOR, Vote For 1</b>					
DEM	Jeanne Youngquist	145	55.34%	0 0.00%	145 55.34%
REP	Norma Hickok-Brummett	117	44.66%	0 0.00%	117 44.66%
	Cast Votes:	262	97.40%	0 0.00%	262 97.40%
	Over Votes:	0	0.00%	0 0.00%	0 0.00%
	Under Votes:	7	2.60%	0 0.00%	7 2.60%
<b>SKAGIT COUNTY CLERK, Vote For 1</b>					
DEM	Nancy Scott	208	100.00%	0 0.00%	208 100.00%
	Cast Votes:	208	77.32%	0 0.00%	208 77.32%
	Over Votes:	0	0.00%	0 0.00%	0 0.00%
	Under Votes:	61	22.68%	0 0.00%	61 22.68%



200611290246  
Skagit County Auditor

Precinct Report — Official

PRIMARY ELECTION — SKAGIT COUNTY WASHINGTON 2006 GENERAL ELECTION — November 07, 2006

Page 175 of 568

11/29/2006 12:46 PM

Total Number of Voters : 41,641 of 59,998 = 69.40%

Precincts Reporting 118 of 118 = 100.00%

Party	Candidate	Early	Election	Total	
<b>Precinct 141 (Ballots Cast: 269)</b>					
<b>SKAGIT COUNTY COMMISSIONER DISTRICT 3, Vote For 1</b>					
DEM	Sharon D. Dillon	146	55.30%	0 0.00%	146 55.30%
REP	Ted W. Anderson	118	44.70%	0 0.00%	118 44.70%
	Cast Votes:	264	98.14%	0 0.00%	264 98.14%
	Over Votes:	0	0.00%	0 0.00%	0 0.00%
	Under Votes:	5	1.86%	0 0.00%	5 1.86%
<b>SKAGIT COUNTY CORONER, Vote For 1</b>					
DEM	Daniel Dempsey	209	100.00%	0 0.00%	209 100.00%
	Cast Votes:	209	77.70%	0 0.00%	209 77.70%
	Over Votes:	0	0.00%	0 0.00%	0 0.00%
	Under Votes:	60	22.30%	0 0.00%	60 22.30%
<b>SKAGIT COUNTY PROSECUTING ATTORNEY, Vote For 1</b>					
DEM	Rich Weyrich	169	64.26%	0 0.00%	169 64.26%
REP	Tom Seguine	94	35.74%	0 0.00%	94 35.74%
	Cast Votes:	263	97.77%	0 0.00%	263 97.77%
	Over Votes:	0	0.00%	0 0.00%	0 0.00%
	Under Votes:	6	2.23%	0 0.00%	6 2.23%
<b>SKAGIT COUNTY SHERIFF, Vote For 1</b>					
DEM	Rick Grimstead	133	51.95%	0 0.00%	133 51.95%
REP	Dave Corrian	123	48.05%	0 0.00%	123 48.05%
	Cast Votes:	256	95.17%	0 0.00%	256 95.17%
	Over Votes:	0	0.00%	0 0.00%	0 0.00%
	Under Votes:	13	4.83%	0 0.00%	13 4.83%
<b>SKAGIT COUNTY TREASURER, Vote For 1</b>					
REP	Katie Jungquist	198	100.00%	0 0.00%	198 100.00%
	Cast Votes:	198	73.61%	0 0.00%	198 73.61%
	Over Votes:	0	0.00%	0 0.00%	0 0.00%
	Under Votes:	71	26.39%	0 0.00%	71 26.39%
<b>STATE SUPREME COURT JUSTICE POSITION #2, Vote For 1</b>					
	Susan Owens	134	61.19%	0 0.00%	134 61.19%
	Stephen Johnson	85	38.81%	0 0.00%	85 38.81%
	Cast Votes:	219	81.41%	0 0.00%	219 81.41%
	Over Votes:	0	0.00%	0 0.00%	0 0.00%
	Under Votes:	50	18.59%	0 0.00%	50 18.59%



200611290246  
Skagit County Auditor  
11/29/2006 Page 192 of 584 2:34PM



Precinct Report — Official

PRIMARY ELECTION — SKAGIT COUNTY WASHINGTON 2006 GENERAL ELECTION — November 07, 2006

Page 176 of 568

11/29/2006 12:46 PM

Total Number of Voters : 41,641 of 59,998 = 69.40%

Precincts Reporting 118 of 118 = 100.00%

Party	Candidate	Early	Election	Total
<b>Precinct 141 (Ballots Cast: 269)</b>				
<b>STATE SUPREME COURT JUSTICE POSITION #8, Vote For 1</b>				
	Gerry L. Alexander	185 100.00%	0 0.00%	185 100.00%
	Cast Votes:	185 68.77%	0 0.00%	185 68.77%
	Over Votes:	0 0.00%	0 0.00%	0 0.00%
	Under Votes:	84 31.23%	0 0.00%	84 31.23%
<b>STATE SUPREME COURT JUSTICE POSITION #9, Vote For 1</b>				
	Tom Chambers	182 100.00%	0 0.00%	182 100.00%
	Cast Votes:	182 67.66%	0 0.00%	182 67.66%
	Over Votes:	0 0.00%	0 0.00%	0 0.00%
	Under Votes:	87 32.34%	0 0.00%	87 32.34%
<b>COURT OF APPEALS DIVISION I DISTRICT #3 POSITION #1, Vote For 1</b>				
	Mary Kay Becker	184 100.00%	0 0.00%	184 100.00%
	Cast Votes:	184 68.40%	0 0.00%	184 68.40%
	Over Votes:	0 0.00%	0 0.00%	0 0.00%
	Under Votes:	85 31.60%	0 0.00%	85 31.60%
<b>DISTRICT COURT JUDGE POSITION 1, Vote For 1</b>				
	Warren M. Gilbert	137 60.09%	0 0.00%	137 60.09%
	Colleen Kenimond	91 39.91%	0 0.00%	91 39.91%
	Cast Votes:	228 84.76%	0 0.00%	228 84.76%
	Over Votes:	0 0.00%	0 0.00%	0 0.00%
	Under Votes:	41 15.24%	0 0.00%	41 15.24%
<b>DISTRICT COURT JUDGE POSITION 2, Vote For 1</b>				
	David A. Svaren	179 100.00%	0 0.00%	179 100.00%
	Cast Votes:	179 66.54%	0 0.00%	179 66.54%
	Over Votes:	0 0.00%	0 0.00%	0 0.00%
	Under Votes:	90 33.46%	0 0.00%	90 33.46%
<b>PUBLIC UTILITY DISTRICT COMMISSIONER NO. 2, Vote For 1</b>				
	Robbie Robertson	108 53.20%	0 0.00%	108 53.20%
	Michael C. Newman	95 46.80%	0 0.00%	95 46.80%
	Cast Votes:	203 75.46%	0 0.00%	203 75.46%
	Over Votes:	0 0.00%	0 0.00%	0 0.00%
	Under Votes:	66 24.54%	0 0.00%	66 24.54%



200611290246

Skagit County Auditor

Precinct Report — Official

PRIMARY ELECTION — SKAGIT COUNTY WASHINGTON 2006 GENERAL ELECTION — November 07, 2006

Page 177 of 568

11/29/2006 12:46 PM

Total Number of Voters : 41,641 of 59,998 = 69.40%

Precincts Reporting 118 of 118 = 100.00%

Party	Candidate	Early	Election	Total
-------	-----------	-------	----------	-------

Precinct 141 (Ballots Cast: 269)

SKAGIT COUNTY BOARD OF COMMISSIONERS PROPOSITION NO. 2 FLUORIDATION ADVISORY MEASURE, Vote For 1

Yes	108	41.38%	0	0.00%	108	41.38%
No	153	58.62%	0	0.00%	153	58.62%
Cast Votes:	261	97.03%	0	0.00%	261	97.03%
Over Votes:	0	0.00%	0	0.00%	0	0.00%
Under Votes:	8	2.97%	0	0.00%	8	2.97%



200611290246  
Skagit County Auditor

Precinct Report — Official

PRIMARY ELECTION — SKAGIT COUNTY WASHINGTON 2006 GENERAL ELECTION — November 07, 2006

Total Number of Voters : 41,641 of 59,998 = 69.40%

Precincts Reporting 118 of 118 = 100.00%

Party	Candidate	Early	Election	Total
<b>Precinct 144 (Ballots Cast: 489)</b>				
<b>INITIATIVE MEASURE NO. 920, Vote For 1</b>				
	Yes	208 44.07%	0 0.00%	208 44.07%
	No	264 55.93%	0 0.00%	264 55.93%
	<b>Cast Votes:</b>	<b>472 96.52%</b>	<b>0 0.00%</b>	<b>472 96.52%</b>
	<b>Over Votes:</b>	<b>0 0.00%</b>	<b>0 0.00%</b>	<b>0 0.00%</b>
	<b>Under Votes:</b>	<b>17 3.48%</b>	<b>0 0.00%</b>	<b>17 3.48%</b>
<b>INITIATIVE MEASURE NO. 933, Vote For 1</b>				
	Yes	141 29.38%	0 0.00%	141 29.38%
	No	339 70.63%	0 0.00%	339 70.63%
	<b>Cast Votes:</b>	<b>480 98.16%</b>	<b>0 0.00%</b>	<b>480 98.16%</b>
	<b>Over Votes:</b>	<b>0 0.00%</b>	<b>0 0.00%</b>	<b>0 0.00%</b>
	<b>Under Votes:</b>	<b>9 1.84%</b>	<b>0 0.00%</b>	<b>9 1.84%</b>
<b>INITIATIVE MEASURE NO. 937, Vote For 1</b>				
	Yes	194 41.72%	0 0.00%	194 41.72%
	No	271 58.28%	0 0.00%	271 58.28%
	<b>Cast Votes:</b>	<b>465 95.09%</b>	<b>0 0.00%</b>	<b>465 95.09%</b>
	<b>Over Votes:</b>	<b>0 0.00%</b>	<b>0 0.00%</b>	<b>0 0.00%</b>
	<b>Under Votes:</b>	<b>24 4.91%</b>	<b>0 0.00%</b>	<b>24 4.91%</b>
<b>HOUSE JOINT RESOLUTION 4223, Vote For 1</b>				
	Approved	383 83.44%	0 0.00%	383 83.44%
	Rejected	76 16.56%	0 0.00%	76 16.56%
	<b>Cast Votes:</b>	<b>459 93.87%</b>	<b>0 0.00%</b>	<b>459 93.87%</b>
	<b>Over Votes:</b>	<b>0 0.00%</b>	<b>0 0.00%</b>	<b>0 0.00%</b>
	<b>Under Votes:</b>	<b>30 6.13%</b>	<b>0 0.00%</b>	<b>30 6.13%</b>
<b>PROPOSITION NO. 1 Emergency Medical Services Levy (Skagit County Medic 1), Vote For 1</b>				
	Yes	292 62.13%	0 0.00%	292 62.13%
	No	178 37.87%	0 0.00%	178 37.87%
	<b>Cast Votes:</b>	<b>470 96.11%</b>	<b>0 0.00%</b>	<b>470 96.11%</b>
	<b>Over Votes:</b>	<b>0 0.00%</b>	<b>0 0.00%</b>	<b>0 0.00%</b>
	<b>Under Votes:</b>	<b>19 3.89%</b>	<b>0 0.00%</b>	<b>19 3.89%</b>
<b>UNITED STATES SENATOR, Vote For 1</b>				
DEM	Maria Cantwell	239 49.48%	0 0.00%	239 49.48%
REP	Mike McGavick	234 48.45%	0 0.00%	234 48.45%
LIB	Bruce Guthrie	1 0.21%	0 0.00%	1 0.21%
IND	Robin Adair	4 0.83%	0 0.00%	4 0.83%
GRE	Aaron Dixon	5 1.04%	0 0.00%	5 1.04%
	<b>Cast Votes:</b>	<b>483 98.77%</b>	<b>0 0.00%</b>	<b>483 98.77%</b>
	<b>Over Votes:</b>	<b>0 0.00%</b>	<b>0 0.00%</b>	<b>0 0.00%</b>
	<b>Under Votes:</b>	<b>6 1.23%</b>	<b>0 0.00%</b>	<b>6 1.23%</b>

11/29/2006 Page 195 of 584 2:34PM



Precinct Report — Official

PRIMARY ELECTION — SKAGIT COUNTY WASHINGTON 2006 GENERAL ELECTION — November 07, 2006

Page 179 of 568

11/29/2006 12:46 PM

Total Number of Voters : 41,641 of 59,998 = 69.40%

Precincts Reporting 118 of 118 = 100.00%

Party	Candidate	Early	Election	Total
-------	-----------	-------	----------	-------

Precinct 144 (Ballots Cast: 489)

UNITED STATES REPRESENTATIVE DISTRICT #2, Vote For 1

DEM	Rick Larsen	296	62.45%	0	0.00%	296	62.45%
REP	Doug Roulstone	178	37.55%	0	0.00%	178	37.55%
Cast Votes:		474	96.93%	0	0.00%	474	96.93%
Over Votes:		0	0.00%	0	0.00%	0	0.00%
Under Votes:		15	3.07%	0	0.00%	15	3.07%

STATE REPRESENTATIVE DISTRICT #40 POSITION #1, Vote For 1

DEM	Dave Quall	350	75.92%	0	0.00%	350	75.92%
REP	Yoshe Revelle	111	24.08%	0	0.00%	111	24.08%
Cast Votes:		461	94.27%	0	0.00%	461	94.27%
Over Votes:		0	0.00%	0	0.00%	0	0.00%
Under Votes:		28	5.73%	0	0.00%	28	5.73%

STATE REPRESENTATIVE DISTRICT #40 POSITION #2, Vote For 1

DEM	Jeff Morris	343	100.00%	0	0.00%	343	100.00%
Cast Votes:		343	70.14%	0	0.00%	343	70.14%
Over Votes:		0	0.00%	0	0.00%	0	0.00%
Under Votes:		146	29.86%	0	0.00%	146	29.86%

SKAGIT COUNTY ASSESSOR, Vote For 1

REP	Mark Leander	355	100.00%	0	0.00%	355	100.00%
Cast Votes:		355	72.60%	0	0.00%	355	72.60%
Over Votes:		0	0.00%	0	0.00%	0	0.00%
Under Votes:		134	27.40%	0	0.00%	134	27.40%

SKAGIT COUNTY AUDITOR, Vote For 1

DEM	Jeanne Youngquist	219	47.10%	0	0.00%	219	47.10%
REP	Norma Hickok-Brummett	246	52.90%	0	0.00%	246	52.90%
Cast Votes:		465	95.09%	0	0.00%	465	95.09%
Over Votes:		0	0.00%	0	0.00%	0	0.00%
Under Votes:		24	4.91%	0	0.00%	24	4.91%

SKAGIT COUNTY CLERK, Vote For 1

DEM	Nancy Scott	336	100.00%	0	0.00%	336	100.00%
Cast Votes:		336	68.71%	0	0.00%	336	68.71%
Over Votes:		0	0.00%	0	0.00%	0	0.00%
Under Votes:		153	31.29%	0	0.00%	153	31.29%



200611290246  
Skagit County Auditor

11/29/2006 Page 196 of 584 2:34PM

Precinct Report — Official

PRIMARY ELECTION — SKAGIT COUNTY WASHINGTON 2006 GENERAL ELECTION — November 07, 2006

Page 180 of 568

11/29/2006 12:46 PM

Total Number of Voters : 41,641 of 59,998 = 69.40%

Precincts Reporting 118 of 118 = 100.00%

Party	Candidate	Early	Election	Total	
<b>Precinct 144 (Ballots Cast: 489)</b>					
<b>SKAGIT COUNTY COMMISSIONER DISTRICT 3, Vote For 1</b>					
DEM	Sharon D. Dillon	279	59.74%	0 0.00%	279 59.74%
REP	Ted W. Anderson	188	40.26%	0 0.00%	188 40.26%
	Cast Votes:	467	95.50%	0 0.00%	467 95.50%
	Over Votes:	0	0.00%	0 0.00%	0 0.00%
	Under Votes:	22	4.50%	0 0.00%	22 4.50%
<b>SKAGIT COUNTY CORONER, Vote For 1</b>					
DEM	Daniel Dempsey	333	100.00%	0 0.00%	333 100.00%
	Cast Votes:	333	68.10%	0 0.00%	333 68.10%
	Over Votes:	0	0.00%	0 0.00%	0 0.00%
	Under Votes:	156	31.90%	0 0.00%	156 31.90%
<b>SKAGIT COUNTY PROSECUTING ATTORNEY, Vote For 1</b>					
DEM	Rich Weyrich	244	52.70%	0 0.00%	244 52.70%
REP	Tom Seguire	219	47.30%	0 0.00%	219 47.30%
	Cast Votes:	463	94.68%	0 0.00%	463 94.68%
	Over Votes:	0	0.00%	0 0.00%	0 0.00%
	Under Votes:	26	5.32%	0 0.00%	26 5.32%
<b>SKAGIT COUNTY SHERIFF, Vote For 1</b>					
DEM	Rick Grimstead	225	49.34%	0 0.00%	225 49.34%
REP	Dave Corrion	231	50.66%	0 0.00%	231 50.66%
	Cast Votes:	456	93.25%	0 0.00%	456 93.25%
	Over Votes:	0	0.00%	0 0.00%	0 0.00%
	Under Votes:	33	6.75%	0 0.00%	33 6.75%
<b>SKAGIT COUNTY TREASURER, Vote For 1</b>					
REP	Katie Jungquist	381	100.00%	0 0.00%	381 100.00%
	Cast Votes:	381	77.91%	0 0.00%	381 77.91%
	Over Votes:	0	0.00%	0 0.00%	0 0.00%
	Under Votes:	108	22.09%	0 0.00%	108 22.09%
<b>STATE SUPREME COURT JUSTICE POSITION #2, Vote For 1</b>					
	Susan Owens	229	57.25%	0 0.00%	229 57.25%
	Stephen Johnson	171	42.75%	0 0.00%	171 42.75%
	Cast Votes:	400	81.80%	0 0.00%	400 81.80%
	Over Votes:	0	0.00%	0 0.00%	0 0.00%
	Under Votes:	89	18.20%	0 0.00%	89 18.20%



200611290246

Skagit County Auditor

Precinct Report — Official

PRIMARY ELECTION — SKAGIT COUNTY WASHINGTON 2006 GENERAL ELECTION — November 07, 2006

Page 181 of 568

11/29/2006 12:46 PM


Precincts Reporting 118 of 118 = 100.00%

Total Number of Voters : 41,641 of 59,998 = 69.40%

Party	Candidate	Early	Election	Total
-------	-----------	-------	----------	-------

Precinct 144 (Ballots Cast: 489)

STATE SUPREME COURT JUSTICE POSITION #8, Vote For 1							
Gerry L. Alexander		307	100.00%	0	0.00%	307	100.00%
Cast Votes:		307	62.78%	0	0.00%	307	62.78%
Over Votes:		0	0.00%	0	0.00%	0	0.00%
Under Votes:		182	37.22%	0	0.00%	182	37.22%
STATE SUPREME COURT JUSTICE POSITION #9, Vote For 1							
Tom Chambers		312	100.00%	0	0.00%	312	100.00%
Cast Votes:		312	63.80%	0	0.00%	312	63.80%
Over Votes:		0	0.00%	0	0.00%	0	0.00%
Under Votes:		177	36.20%	0	0.00%	177	36.20%
COURT OF APPEALS DIVISION I DISTRICT #3 POSITION #1, Vote For 1							
Mary Kay Becker		301	100.00%	0	0.00%	301	100.00%
Cast Votes:		301	61.55%	0	0.00%	301	61.55%
Over Votes:		0	0.00%	0	0.00%	0	0.00%
Under Votes:		188	38.45%	0	0.00%	188	38.45%
DISTRICT COURT JUDGE POSITION 1, Vote For 1							
Warren M. Gilbert		232	55.64%	0	0.00%	232	55.64%
Colleen Kenimond		185	44.36%	0	0.00%	185	44.36%
Cast Votes:		417	85.28%	0	0.00%	417	85.28%
Over Votes:		0	0.00%	0	0.00%	0	0.00%
Under Votes:		72	14.72%	0	0.00%	72	14.72%
DISTRICT COURT JUDGE POSITION 2, Vote For 1							
David A. Svaren		319	100.00%	0	0.00%	319	100.00%
Cast Votes:		319	65.24%	0	0.00%	319	65.24%
Over Votes:		0	0.00%	0	0.00%	0	0.00%
Under Votes:		170	34.76%	0	0.00%	170	34.76%
PUBLIC UTILITY DISTRICT COMMISSIONER NO. 2, Vote For 1							
Robbie Robertson		174	46.28%	0	0.00%	174	46.28%
Michael C. Newman		202	53.72%	0	0.00%	202	53.72%
Cast Votes:		376	76.89%	0	0.00%	376	76.89%
Over Votes:		0	0.00%	0	0.00%	0	0.00%
Under Votes:		113	23.11%	0	0.00%	113	23.11%



200611290246  
Skagit County Auditor

11/29/2006 Page 198 of 584 2:34PM

Precinct Report — Official

PRIMARY ELECTION — SKAGIT COUNTY WASHINGTON 2006 GENERAL ELECTION — November 07, 2006

Page 182 of 568

11/29/2006 12:46 PM

Total Number of Voters : 41,641 of 59,998 = 69.40%

Precincts Reporting 118 of 118 = 100.00%

Party	Candidate	Early	Election	Total
-------	-----------	-------	----------	-------

Precinct 144 (Ballots Cast: 489)

SKAGIT COUNTY BOARD OF COMMISSIONERS PROPOSITION NO. 2 FLUORIDATION ADVISORY MEASURE, Vote For 1

Yes	239	51.73%	0	0.00%	239	51.73%
No	223	48.27%	0	0.00%	223	48.27%
Cast Votes:	462	94.48%	0	0.00%	462	94.48%
Over Votes:	0	0.00%	0	0.00%	0	0.00%
Under Votes:	27	5.52%	0	0.00%	27	5.52%

11/29/2006 Page 199 of 584 2:34PM

200611290246  
Skagit County Auditor



Precinct Report — Official

PRIMARY ELECTION — SKAGIT COUNTY WASHINGTON 2006 GENERAL ELECTION — November 07, 2006

Page 183 of 568

11/29/2006 12:46 PM

Total Number of Voters : 41,641 of 59,998 = 69.40%

Precincts Reporting 118 of 118 = 100.00%

Party	Candidate	Early	Election	Total	
<b>Precinct 145 (Ballots Cast: 351)</b>					
<b>INITIATIVE MEASURE NO. 920, Vote For 1</b>					
	Yes	107	31.10%	0 0.00%	107 31.10%
	No	237	68.90%	0 0.00%	237 68.90%
	Cast Votes:	344	98.01%	0 0.00%	344 98.01%
	Over Votes:	0	0.00%	0 0.00%	0 0.00%
	Under Votes:	7	1.99%	0 0.00%	7 1.99%
<b>INITIATIVE MEASURE NO. 933, Vote For 1</b>					
	Yes	145	42.27%	0 0.00%	145 42.27%
	No	198	57.73%	0 0.00%	198 57.73%
	Cast Votes:	343	97.72%	0 0.00%	343 97.72%
	Over Votes:	0	0.00%	0 0.00%	0 0.00%
	Under Votes:	8	2.28%	0 0.00%	8 2.28%
<b>INITIATIVE MEASURE NO. 937, Vote For 1</b>					
	Yes	147	43.62%	0 0.00%	147 43.62%
	No	190	56.38%	0 0.00%	190 56.38%
	Cast Votes:	337	96.01%	0 0.00%	337 96.01%
	Over Votes:	0	0.00%	0 0.00%	0 0.00%
	Under Votes:	14	3.99%	0 0.00%	14 3.99%
<b>HOUSE JOINT RESOLUTION 4223, Vote For 1</b>					
	Approved	259	77.78%	0 0.00%	259 77.78%
	Rejected	74	22.22%	0 0.00%	74 22.22%
	Cast Votes:	333	94.87%	0 0.00%	333 94.87%
	Over Votes:	0	0.00%	0 0.00%	0 0.00%
	Under Votes:	18	5.13%	0 0.00%	18 5.13%
<b>PROPOSITION NO. 1 Emergency Medical Services Levy (Skagit County Medic 1), Vote For 1</b>					
	Yes	166	50.30%	0 0.00%	166 50.30%
	No	164	49.70%	0 0.00%	164 49.70%
	Cast Votes:	330	94.02%	0 0.00%	330 94.02%
	Over Votes:	0	0.00%	0 0.00%	0 0.00%
	Under Votes:	21	5.98%	0 0.00%	21 5.98%
<b>UNITED STATES SENATOR, Vote For 1</b>					
DEM	Maria Cantwell	155	44.54%	0 0.00%	155 44.54%
REP	Mike McGavick	182	52.30%	0 0.00%	182 52.30%
LIB	Bruce Guthrie	3	0.86%	0 0.00%	3 0.86%
IND	Robin Adair	3	0.86%	0 0.00%	3 0.86%
GRE	Aaron Dixon	5	1.44%	0 0.00%	5 1.44%
	Cast Votes:	348	99.15%	0 0.00%	348 99.15%
	Over Votes:	0	0.00%	0 0.00%	0 0.00%
	Under Votes:	3	0.85%	0 0.00%	3 0.85%



200611290246  
Skagit County Auditor  
11/29/2006 Page 200 of 584 2:34PM



Precinct Report — Official

PRIMARY ELECTION — SKAGIT COUNTY WASHINGTON 2006 GENERAL ELECTION — November 07, 2006

Page 184 of 568

11/29/2006 12:46 PM

Total Number of Voters : 41,641 of 59,998 = 69.40%

Precincts Reporting 118 of 118 = 100.00%

Party	Candidate	Early	Election	Total
<b>Precinct 145 (Ballots Cast: 351)</b>				
<b>UNITED STATES REPRESENTATIVE DISTRICT #2, Vote For 1</b>				
DEM	Rick Larsen	192 55.33%	0 0.00%	192 55.33%
REP	Doug Roulstone	155 44.67%	0 0.00%	155 44.67%
	Cast Votes:	347 98.86%	0 0.00%	347 98.86%
	Over Votes:	0 0.00%	0 0.00%	0 0.00%
	Under Votes:	4 1.14%	0 0.00%	4 1.14%
<b>STATE REPRESENTATIVE DISTRICT #39 POSITION #1, Vote For 1</b>				
DEM	Scott Olson	139 41.49%	0 0.00%	139 41.49%
REP	Dan Kristiansen	196 58.51%	0 0.00%	196 58.51%
	Cast Votes:	335 95.44%	0 0.00%	335 95.44%
	Over Votes:	0 0.00%	0 0.00%	0 0.00%
	Under Votes:	16 4.56%	0 0.00%	16 4.56%
<b>STATE REPRESENTATIVE DISTRICT #39 POSITION #2, Vote For 1</b>				
REP	Kirk Pearson	249 100.00%	0 0.00%	249 100.00%
	Cast Votes:	249 70.94%	0 0.00%	249 70.94%
	Over Votes:	0 0.00%	0 0.00%	0 0.00%
	Under Votes:	102 29.06%	0 0.00%	102 29.06%
<b>SKAGIT COUNTY ASSESSOR, Vote For 1</b>				
REP	Mark Leander	242 100.00%	0 0.00%	242 100.00%
	Cast Votes:	242 68.95%	0 0.00%	242 68.95%
	Over Votes:	0 0.00%	0 0.00%	0 0.00%
	Under Votes:	109 31.05%	0 0.00%	109 31.05%
<b>SKAGIT COUNTY AUDITOR, Vote For 1</b>				
DEM	Jeanne Youngquist	169 53.31%	0 0.00%	169 53.31%
REP	Norma Hickok-Brummett	148 46.69%	0 0.00%	148 46.69%
	Cast Votes:	317 90.31%	0 0.00%	317 90.31%
	Over Votes:	0 0.00%	0 0.00%	0 0.00%
	Under Votes:	34 9.69%	0 0.00%	34 9.69%
<b>SKAGIT COUNTY CLERK, Vote For 1</b>				
DEM	Nancy Scott	245 100.00%	0 0.00%	245 100.00%
	Cast Votes:	245 69.80%	0 0.00%	245 69.80%
	Over Votes:	0 0.00%	0 0.00%	0 0.00%
	Under Votes:	106 30.20%	0 0.00%	106 30.20%



200611290246

Skagit County Auditor

Precinct Report — Official

PRIMARY ELECTION — SKAGIT COUNTY WASHINGTON 2006 GENERAL ELECTION — November 07, 2006

Page 185 of 568

11/29/2006 12:46 PM

Precincts Reporting 118 of 118 = 100.00%

Total Number of Voters : 41,641 of 59,998 = 69.40%

Party	Candidate	Early	Election	Total		
<b>Precinct 145 (Ballots Cast: 351)</b>						
<b>SKAGIT COUNTY COMMISSIONER DISTRICT 3, Vote For 1</b>						
DEM	Sharon D. Dillon	164	49.10%	0 0.00%	164	49.10%
REP	Ted W. Anderson	170	50.90%	0 0.00%	170	50.90%
	Cast Votes:	334	95.16%	0 0.00%	334	95.16%
	Over Votes:	1	0.28%	0 0.00%	1	0.28%
	Under Votes:	16	4.56%	0 0.00%	16	4.56%
<b>SKAGIT COUNTY CORONER, Vote For 1</b>						
DEM	Daniel Dempsey	245	100.00%	0 0.00%	245	100.00%
	Cast Votes:	245	69.80%	0 0.00%	245	69.80%
	Over Votes:	0	0.00%	0 0.00%	0	0.00%
	Under Votes:	106	30.20%	0 0.00%	106	30.20%
<b>SKAGIT COUNTY PROSECUTING ATTORNEY, Vote For 1</b>						
DEM	Rich Weyrich	169	52.16%	0 0.00%	169	52.16%
REP	Tom Seguirine	155	47.84%	0 0.00%	155	47.84%
	Cast Votes:	324	92.31%	0 0.00%	324	92.31%
	Over Votes:	0	0.00%	0 0.00%	0	0.00%
	Under Votes:	27	7.69%	0 0.00%	27	7.69%
<b>SKAGIT COUNTY SHERIFF, Vote For 1</b>						
DEM	Rick Grimstead	151	46.46%	0 0.00%	151	46.46%
REP	Dave Corrion	174	53.54%	0 0.00%	174	53.54%
	Cast Votes:	325	92.59%	0 0.00%	325	92.59%
	Over Votes:	0	0.00%	0 0.00%	0	0.00%
	Under Votes:	26	7.41%	0 0.00%	26	7.41%
<b>SKAGIT COUNTY TREASURER, Vote For 1</b>						
REP	Katie Jungquist	250	100.00%	0 0.00%	250	100.00%
	Cast Votes:	250	71.23%	0 0.00%	250	71.23%
	Over Votes:	0	0.00%	0 0.00%	0	0.00%
	Under Votes:	101	28.77%	0 0.00%	101	28.77%
<b>STATE SUPREME COURT JUSTICE POSITION #2, Vote For 1</b>						
	Susan Owens	164	54.13%	0 0.00%	164	54.13%
	Stephen Johnson	139	45.87%	0 0.00%	139	45.87%
	Cast Votes:	303	86.32%	0 0.00%	303	86.32%
	Over Votes:	0	0.00%	0 0.00%	0	0.00%
	Under Votes:	48	13.68%	0 0.00%	48	13.68%



200611290246  
Skagit County Auditor

11/29/2006 Page 202 of 584 2:34PM

Precinct Report — Official

PRIMARY ELECTION — SKAGIT COUNTY WASHINGTON 2006 GENERAL ELECTION — November 07, 2006

Page 186 of 568

11/29/2006 12:46 PM

Total Number of Voters : 41,641 of 59,998 = 69.40%

Precincts Reporting 118 of 118 = 100.00%

Party	Candidate	Early	Election	Total
<b>Precinct 145 (Ballots Cast: 351)</b>				
<b>STATE SUPREME COURT JUSTICE POSITION #8, Vote For 1</b>				
	Gerry L. Alexander	230 100.00%	0 0.00%	230 100.00%
	Cast Votes:	230 65.53%	0 0.00%	230 65.53%
	Over Votes:	0 0.00%	0 0.00%	0 0.00%
	Under Votes:	121 34.47%	0 0.00%	121 34.47%
<b>STATE SUPREME COURT JUSTICE POSITION #9, Vote For 1</b>				
	Tom Chambers	227 100.00%	0 0.00%	227 100.00%
	Cast Votes:	227 64.67%	0 0.00%	227 64.67%
	Over Votes:	0 0.00%	0 0.00%	0 0.00%
	Under Votes:	124 35.33%	0 0.00%	124 35.33%
<b>COURT OF APPEALS DIVISION I DISTRICT #3 POSITION #1, Vote For 1</b>				
	Mary Kay Becker	224 100.00%	0 0.00%	224 100.00%
	Cast Votes:	224 63.82%	0 0.00%	224 63.82%
	Over Votes:	0 0.00%	0 0.00%	0 0.00%
	Under Votes:	127 36.18%	0 0.00%	127 36.18%
<b>DISTRICT COURT JUDGE POSITION 1, Vote For 1</b>				
	Warren M. Gilbert	175 59.32%	0 0.00%	175 59.32%
	Colleen Kenimond	120 40.68%	0 0.00%	120 40.68%
	Cast Votes:	295 84.05%	0 0.00%	295 84.05%
	Over Votes:	0 0.00%	0 0.00%	0 0.00%
	Under Votes:	56 15.95%	0 0.00%	56 15.95%
<b>DISTRICT COURT JUDGE POSITION 2, Vote For 1</b>				
	David A. Svaren	227 100.00%	0 0.00%	227 100.00%
	Cast Votes:	227 64.67%	0 0.00%	227 64.67%
	Over Votes:	0 0.00%	0 0.00%	0 0.00%
	Under Votes:	124 35.33%	0 0.00%	124 35.33%
<b>PUBLIC UTILITY DISTRICT COMMISSIONER NO. 2, Vote For 1</b>				
	Robbie Robertson	147 55.68%	0 0.00%	147 55.68%
	Michael C. Newman	117 44.32%	0 0.00%	117 44.32%
	Cast Votes:	264 75.21%	0 0.00%	264 75.21%
	Over Votes:	0 0.00%	0 0.00%	0 0.00%
	Under Votes:	87 24.79%	0 0.00%	87 24.79%



200611290246

Skagit County Auditor

Precinct Report — Official

PRIMARY ELECTION — SKAGIT COUNTY WASHINGTON 2006 GENERAL ELECTION — November 07, 2006

Page 187 of 568

11/29/2006 12:46 PM

Total Number of Voters : 41,641 of 59,998 = 69.40%

Precincts Reporting 118 of 118 = 100.00%

Party	Candidate	Early	Election	Total
-------	-----------	-------	----------	-------

Precinct 146 (Ballots Cast: 418)

<b>INITIATIVE MEASURE NO. 920, Vote For 1</b>							
Yes		159	39.07%	0	0.00%	159	39.07%
No		248	60.93%	0	0.00%	248	60.93%
Cast Votes:		407	97.37%	0	0.00%	407	97.37%
Over Votes:		0	0.00%	0	0.00%	0	0.00%
Under Votes:		11	2.63%	0	0.00%	11	2.63%
<b>INITIATIVE MEASURE NO. 933, Vote For 1</b>							
Yes		96	23.53%	0	0.00%	96	23.53%
No		312	76.47%	0	0.00%	312	76.47%
Cast Votes:		408	97.61%	0	0.00%	408	97.61%
Over Votes:		0	0.00%	0	0.00%	0	0.00%
Under Votes:		10	2.39%	0	0.00%	10	2.39%
<b>INITIATIVE MEASURE NO. 937, Vote For 1</b>							
Yes		169	42.25%	0	0.00%	169	42.25%
No		231	57.75%	0	0.00%	231	57.75%
Cast Votes:		400	95.69%	0	0.00%	400	95.69%
Over Votes:		0	0.00%	0	0.00%	0	0.00%
Under Votes:		18	4.31%	0	0.00%	18	4.31%
<b>HOUSE JOINT RESOLUTION 4223, Vote For 1</b>							
Approved		326	83.16%	0	0.00%	326	83.16%
Rejected		66	16.84%	0	0.00%	66	16.84%
Cast Votes:		392	93.78%	0	0.00%	392	93.78%
Over Votes:		0	0.00%	0	0.00%	0	0.00%
Under Votes:		26	6.22%	0	0.00%	26	6.22%
<b>PROPOSITION NO. 1 Emergency Medical Services Levy (Skagit County Medic 1), Vote For 1</b>							
Yes		238	61.82%	0	0.00%	238	61.82%
No		147	38.18%	0	0.00%	147	38.18%
Cast Votes:		385	92.11%	0	0.00%	385	92.11%
Over Votes:		0	0.00%	0	0.00%	0	0.00%
Under Votes:		33	7.89%	0	0.00%	33	7.89%
<b>UNITED STATES SENATOR, Vote For 1</b>							
DEM	Maria Cantwell	218	53.04%	0	0.00%	218	53.04%
REP	Mike McGavick	185	45.01%	0	0.00%	185	45.01%
LIB	Bruce Guthrie	4	0.97%	0	0.00%	4	0.97%
IND	Robin Adair	1	0.24%	0	0.00%	1	0.24%
GRE	Aaron Dixon	3	0.73%	0	0.00%	3	0.73%
Cast Votes:		411	98.33%	0	0.00%	411	98.33%
Over Votes:		0	0.00%	0	0.00%	0	0.00%
Under Votes:		7	1.67%	0	0.00%	7	1.67%



200611290246  
Skagit County Auditor

11/29/2006 Page 204 of 584 2:34PM

Precinct Report — Official

PRIMARY ELECTION — SKAGIT COUNTY WASHINGTON 2006 GENERAL ELECTION — November 07, 2006

Page 188 of 568

11/29/2006 12:46 PM

Total Number of Voters : 41,641 of 59,998 = 69.40%

Precincts Reporting 118 of 118 = 100.00%

Party	Candidate	Early	Election	Total		
<b>Precinct 146 (Ballots Cast: 418)</b>						
<b>UNITED STATES REPRESENTATIVE DISTRICT #2, Vote For 1</b>						
DEM	Rick Larsen	243	58.70%	0 0.00%	243	58.70%
REP	Doug Roulstone	171	41.30%	0 0.00%	171	41.30%
Cast Votes:		414	99.04%	0 0.00%	414	99.04%
Over Votes:		0	0.00%	0 0.00%	0	0.00%
Under Votes:		4	0.96%	0 0.00%	4	0.96%
<b>STATE REPRESENTATIVE DISTRICT #40 POSITION #1, Vote For 1</b>						
DEM	Dave Quall	281	71.50%	0 0.00%	281	71.50%
REP	Yoshe Revelle	112	28.50%	0 0.00%	112	28.50%
Cast Votes:		393	94.02%	0 0.00%	393	94.02%
Over Votes:		0	0.00%	0 0.00%	0	0.00%
Under Votes:		25	5.98%	0 0.00%	25	5.98%
<b>STATE REPRESENTATIVE DISTRICT #40 POSITION #2, Vote For 1</b>						
DEM	Jeff Morris	298	100.00%	0 0.00%	298	100.00%
Cast Votes:		298	71.29%	0 0.00%	298	71.29%
Over Votes:		0	0.00%	0 0.00%	0	0.00%
Under Votes:		120	28.71%	0 0.00%	120	28.71%
<b>SKAGIT COUNTY ASSESSOR, Vote For 1</b>						
REP	Mark Leander	290	100.00%	0 0.00%	290	100.00%
Cast Votes:		290	69.38%	0 0.00%	290	69.38%
Over Votes:		0	0.00%	0 0.00%	0	0.00%
Under Votes:		128	30.62%	0 0.00%	128	30.62%
<b>SKAGIT COUNTY AUDITOR, Vote For 1</b>						
DEM	Jeanne Youngquist	217	54.25%	0 0.00%	217	54.25%
REP	Norma Hickok-Brummett	183	45.75%	0 0.00%	183	45.75%
Cast Votes:		400	95.69%	0 0.00%	400	95.69%
Over Votes:		0	0.00%	0 0.00%	0	0.00%
Under Votes:		18	4.31%	0 0.00%	18	4.31%
<b>SKAGIT COUNTY CLERK, Vote For 1</b>						
DEM	Nancy Scott	302	100.00%	0 0.00%	302	100.00%
Cast Votes:		302	72.25%	0 0.00%	302	72.25%
Over Votes:		0	0.00%	0 0.00%	0	0.00%
Under Votes:		116	27.75%	0 0.00%	116	27.75%



200611290246

Skagit County Auditor

Precinct Report — Official

PRIMARY ELECTION — SKAGIT COUNTY WASHINGTON 2006 GENERAL ELECTION — November 07, 2006

Page 189 of 568

11/29/2006 12:46 PM

Total Number of Voters : 41,641 of 59,998 = 69.40%

Precincts Reporting 118 of 118 = 100.00%

Party	Candidate	Early		Election		Total	
<b>Precinct 146 (Ballots Cast: 418)</b>							
<b>SKAGIT COUNTY COMMISSIONER DISTRICT 3, Vote For 1</b>							
DEM	Sharon D. Dillon	245	61.87%	0	0.00%	245	61.87%
REP	Ted W. Anderson	151	38.13%	0	0.00%	151	38.13%
	Cast Votes:	396	94.74%	0	0.00%	396	94.74%
	Over Votes:	0	0.00%	0	0.00%	0	0.00%
	Under Votes:	22	5.26%	0	0.00%	22	5.26%
<b>SKAGIT COUNTY CORONER, Vote For 1</b>							
DEM	Daniel Dempsey	293	100.00%	0	0.00%	293	100.00%
	Cast Votes:	293	70.10%	0	0.00%	293	70.10%
	Over Votes:	0	0.00%	0	0.00%	0	0.00%
	Under Votes:	125	29.90%	0	0.00%	125	29.90%
<b>SKAGIT COUNTY PROSECUTING ATTORNEY, Vote For 1</b>							
DEM	Rich Weyrich	228	57.72%	0	0.00%	228	57.72%
REP	Tom Segueine	167	42.28%	0	0.00%	167	42.28%
	Cast Votes:	395	94.50%	0	0.00%	395	94.50%
	Over Votes:	0	0.00%	0	0.00%	0	0.00%
	Under Votes:	23	5.50%	0	0.00%	23	5.50%
<b>SKAGIT COUNTY SHERIFF, Vote For 1</b>							
DEM	Rick Grimstead	212	53.13%	0	0.00%	212	53.13%
REP	Dave Corrion	187	46.87%	0	0.00%	187	46.87%
	Cast Votes:	399	95.45%	0	0.00%	399	95.45%
	Over Votes:	0	0.00%	0	0.00%	0	0.00%
	Under Votes:	19	4.55%	0	0.00%	19	4.55%
<b>SKAGIT COUNTY TREASURER, Vote For 1</b>							
REP	Katie Jungquist	296	100.00%	0	0.00%	296	100.00%
	Cast Votes:	296	70.81%	0	0.00%	296	70.81%
	Over Votes:	0	0.00%	0	0.00%	0	0.00%
	Under Votes:	122	29.19%	0	0.00%	122	29.19%
<b>STATE SUPREME COURT JUSTICE POSITION #2, Vote For 1</b>							
	Susan Owens	232	65.54%	0	0.00%	232	65.54%
	Stephen Johnson	122	34.46%	0	0.00%	122	34.46%
	Cast Votes:	354	84.69%	0	0.00%	354	84.69%
	Over Votes:	0	0.00%	0	0.00%	0	0.00%
	Under Votes:	64	15.31%	0	0.00%	64	15.31%



200611290246  
Skagit County Auditor

11/29/2006 Page 206 of 584 2:34PM

Precinct Report — Official

PRIMARY ELECTION — SKAGIT COUNTY WASHINGTON 2006 GENERAL ELECTION — November 07, 2006

Page 190 of 568

11/29/2006 12:46 PM

Total Number of Voters : 41,641 of 59,998 = 69.40%

Precincts Reporting 118 of 118 = 100.00%

Party	Candidate	Early	Election	Total	
<b>Precinct 146 (Ballots Cast: 418)</b>					
<b>STATE SUPREME COURT JUSTICE POSITION #8, Vote For 1</b>					
	Gerry L. Alexander	272	100.00%	0 0.00%	272 100.00%
	Cast Votes:	272	65.07%	0 0.00%	272 65.07%
	Over Votes:	0	0.00%	0 0.00%	0 0.00%
	Under Votes:	146	34.93%	0 0.00%	146 34.93%
<b>STATE SUPREME COURT JUSTICE POSITION #9, Vote For 1</b>					
	Tom Chambers	271	100.00%	0 0.00%	271 100.00%
	Cast Votes:	271	64.83%	0 0.00%	271 64.83%
	Over Votes:	0	0.00%	0 0.00%	0 0.00%
	Under Votes:	147	35.17%	0 0.00%	147 35.17%
<b>COURT OF APPEALS DIVISION I DISTRICT #3 POSITION #1, Vote For 1</b>					
	Mary Kay Becker	268	100.00%	0 0.00%	268 100.00%
	Cast Votes:	268	64.11%	0 0.00%	268 64.11%
	Over Votes:	0	0.00%	0 0.00%	0 0.00%
	Under Votes:	150	35.89%	0 0.00%	150 35.89%
<b>DISTRICT COURT JUDGE POSITION 1, Vote For 1</b>					
	Warren M. Gilbert	195	56.20%	0 0.00%	195 56.20%
	Colleen Kenimond	152	43.80%	0 0.00%	152 43.80%
	Cast Votes:	347	83.01%	0 0.00%	347 83.01%
	Over Votes:	0	0.00%	0 0.00%	0 0.00%
	Under Votes:	71	16.99%	0 0.00%	71 16.99%
<b>DISTRICT COURT JUDGE POSITION 2, Vote For 1</b>					
	David A. Svaren	257	100.00%	0 0.00%	257 100.00%
	Cast Votes:	257	61.48%	0 0.00%	257 61.48%
	Over Votes:	0	0.00%	0 0.00%	0 0.00%
	Under Votes:	161	38.52%	0 0.00%	161 38.52%
<b>PUBLIC UTILITY DISTRICT COMMISSIONER NO. 2, Vote For 1</b>					
	Robbie Robertson	181	62.41%	0 0.00%	181 62.41%
	Michael C. Newman	109	37.59%	0 0.00%	109 37.59%
	Cast Votes:	290	69.38%	0 0.00%	290 69.38%
	Over Votes:	0	0.00%	0 0.00%	0 0.00%
	Under Votes:	128	30.62%	0 0.00%	128 30.62%



200611290246

Skagit County Auditor

Precinct Report — Official

PRIMARY ELECTION — SKAGIT COUNTY WASHINGTON 2006 GENERAL ELECTION — November 07, 2006

Page 191 of 568

11/29/2006 12:46 PM

Total Number of Voters : 41,641 of 59,998 = 69.40%

Precincts Reporting 118 of 118 = 100.00%

Party	Candidate	Early	Election	Total
-------	-----------	-------	----------	-------

Precinct 146 (Ballots Cast: 418)

SKAGIT COUNTY BOARD OF COMMISSIONERS PROPOSITION NO. 2 FLUORIDATION ADVISORY MEASURE, Vote For 1

Yes	203	51.52%	0	0.00%	203	51.52%
No	191	48.48%	0	0.00%	191	48.48%
Cast Votes:	394	94.26%	0	0.00%	394	94.26%
Over Votes:	0	0.00%	0	0.00%	0	0.00%
Under Votes:	24	5.74%	0	0.00%	24	5.74%



200611290246  
Skagit County Auditor



Precinct Report — Official


PRIMARY ELECTION — SKAGIT COUNTY WASHINGTON 2006 GENERAL ELECTION — November 07, 2006

Total Number of Voters : 41,641 of 59,998 = 69.40%

Precincts Reporting 118 of 118 = 100.00%

Party	Candidate	Early	Election	Total
<b>Precinct 147 (Ballots Cast: 319)</b>				
<b>INITIATIVE MEASURE NO. 920, Vote For 1</b>				
	Yes	106 35.22%	0 0.00%	106 35.22%
	No	195 64.78%	0 0.00%	195 64.78%
	Cast Votes:	301 94.36%	0 0.00%	301 94.36%
	Over Votes:	1 0.31%	0 0.00%	1 0.31%
	Under Votes:	17 5.33%	0 0.00%	17 5.33%
<b>INITIATIVE MEASURE NO. 933, Vote For 1</b>				
	Yes	85 27.24%	0 0.00%	85 27.24%
	No	227 72.76%	0 0.00%	227 72.76%
	Cast Votes:	312 97.81%	0 0.00%	312 97.81%
	Over Votes:	0 0.00%	0 0.00%	0 0.00%
	Under Votes:	7 2.19%	0 0.00%	7 2.19%
<b>INITIATIVE MEASURE NO. 937, Vote For 1</b>				
	Yes	116 39.32%	0 0.00%	116 39.32%
	No	179 60.68%	0 0.00%	179 60.68%
	Cast Votes:	295 92.48%	0 0.00%	295 92.48%
	Over Votes:	0 0.00%	0 0.00%	0 0.00%
	Under Votes:	24 7.52%	0 0.00%	24 7.52%
<b>HOUSE JOINT RESOLUTION 4223, Vote For 1</b>				
	Approved	236 79.19%	0 0.00%	236 79.19%
	Rejected	62 20.81%	0 0.00%	62 20.81%
	Cast Votes:	298 93.42%	0 0.00%	298 93.42%
	Over Votes:	0 0.00%	0 0.00%	0 0.00%
	Under Votes:	21 6.58%	0 0.00%	21 6.58%
<b>PROPOSITION NO. 1 Emergency Medical Services Levy (Skagit County Medic 1), Vote For 1</b>				
	Yes	171 56.62%	0 0.00%	171 56.62%
	No	131 43.38%	0 0.00%	131 43.38%
	Cast Votes:	302 94.67%	0 0.00%	302 94.67%
	Over Votes:	0 0.00%	0 0.00%	0 0.00%
	Under Votes:	17 5.33%	0 0.00%	17 5.33%
<b>UNITED STATES SENATOR, Vote For 1</b>				
DEM	Maria Cantwell	165 52.38%	0 0.00%	165 52.38%
REP	Mike McGavick	143 45.40%	0 0.00%	143 45.40%
LIB	Bruce Guthrie	3 0.95%	0 0.00%	3 0.95%
IND	Robin Adair	2 0.63%	0 0.00%	2 0.63%
GRE	Aaron Dixon	2 0.63%	0 0.00%	2 0.63%
	Cast Votes:	315 98.75%	0 0.00%	315 98.75%
	Over Votes:	0 0.00%	0 0.00%	0 0.00%
	Under Votes:	4 1.25%	0 0.00%	4 1.25%

11/29/2006 Page 209 of 584 2:34PM



Precinct Report — Official

PRIMARY ELECTION — SKAGIT COUNTY WASHINGTON 2006 GENERAL ELECTION — November 07, 2006

Page 193 of 568

11/29/2006 12:46 PM

Total Number of Voters : 41,641 of 59,998 = 69.40%

Precincts Reporting 118 of 118 = 100.00%

Party	Candidate	Early	Election	Total		
<b>Precinct 147 (Ballots Cast: 319)</b>						
<b>UNITED STATES REPRESENTATIVE DISTRICT #2, Vote For 1</b>						
DEM	Rick Larsen	208	67.10%	0 0.00%	208	67.10%
REP	Doug Roulstone	102	32.90%	0 0.00%	102	32.90%
	<b>Cast Votes:</b>	310	97.18%	0 0.00%	310	97.18%
	<b>Over Votes:</b>	0	0.00%	0 0.00%	0	0.00%
	<b>Under Votes:</b>	9	2.82%	0 0.00%	9	2.82%
<b>STATE REPRESENTATIVE DISTRICT #10 POSITION #1, Vote For 1</b>						
REP	Chris Strow	220	100.00%	0 0.00%	220	100.00%
	<b>Cast Votes:</b>	220	68.97%	0 0.00%	220	68.97%
	<b>Over Votes:</b>	0	0.00%	0 0.00%	0	0.00%
	<b>Under Votes:</b>	99	31.03%	0 0.00%	99	31.03%
<b>STATE REPRESENTATIVE DISTRICT #10 POSITION #2, Vote For 1</b>						
DEM	Tim Knue	168	55.26%	0 0.00%	168	55.26%
REP	Barbara Bailey	136	44.74%	0 0.00%	136	44.74%
	<b>Cast Votes:</b>	304	95.30%	0 0.00%	304	95.30%
	<b>Over Votes:</b>	0	0.00%	0 0.00%	0	0.00%
	<b>Under Votes:</b>	15	4.70%	0 0.00%	15	4.70%
<b>SKAGIT COUNTY ASSESSOR, Vote For 1</b>						
REP	Mark Leander	237	100.00%	0 0.00%	237	100.00%
	<b>Cast Votes:</b>	237	74.29%	0 0.00%	237	74.29%
	<b>Over Votes:</b>	0	0.00%	0 0.00%	0	0.00%
	<b>Under Votes:</b>	82	25.71%	0 0.00%	82	25.71%
<b>SKAGIT COUNTY AUDITOR, Vote For 1</b>						
DEM	Jeanne Youngquist	162	51.76%	0 0.00%	162	51.76%
REP	Norma Hickok-Brummett	151	48.24%	0 0.00%	151	48.24%
	<b>Cast Votes:</b>	313	98.12%	0 0.00%	313	98.12%
	<b>Over Votes:</b>	0	0.00%	0 0.00%	0	0.00%
	<b>Under Votes:</b>	6	1.88%	0 0.00%	6	1.88%
<b>SKAGIT COUNTY CLERK, Vote For 1</b>						
DEM	Nancy Scott	217	100.00%	0 0.00%	217	100.00%
	<b>Cast Votes:</b>	217	68.03%	0 0.00%	217	68.03%
	<b>Over Votes:</b>	0	0.00%	0 0.00%	0	0.00%
	<b>Under Votes:</b>	102	31.97%	0 0.00%	102	31.97%



200611290246  
Skagit County Auditor

11/29/2006 Page 210 of 584 2:34PM

Precinct Report — Official

PRIMARY ELECTION — SKAGIT COUNTY WASHINGTON 2006 GENERAL ELECTION — November 07, 2006

Page 194 of 568

11/29/2006 12:46 PM

Total Number of Voters : 41,641 of 59,998 = 69.40%

Precincts Reporting 118 of 118 = 100.00%

Party	Candidate	Early	Election	Total	
<b>Precinct 147 (Ballots Cast: 319)</b>					
<b>SKAGIT COUNTY COMMISSIONER DISTRICT 3, Vote For 1</b>					
DEM	Sharon D. Dillon	200	64.31%	0 0.00%	200 64.31%
REP	Ted W. Anderson	111	35.69%	0 0.00%	111 35.69%
	Cast Votes:	311	97.49%	0 0.00%	311 97.49%
	Over Votes:	0	0.00%	0 0.00%	0 0.00%
	Under Votes:	8	2.51%	0 0.00%	8 2.51%
<b>SKAGIT COUNTY CORONER, Vote For 1</b>					
DEM	Daniel Dempsey	224	100.00%	0 0.00%	224 100.00%
	Cast Votes:	224	70.22%	0 0.00%	224 70.22%
	Over Votes:	0	0.00%	0 0.00%	0 0.00%
	Under Votes:	95	29.78%	0 0.00%	95 29.78%
<b>SKAGIT COUNTY PROSECUTING ATTORNEY, Vote For 1</b>					
DEM	Rich Weyrich	183	62.24%	0 0.00%	183 62.24%
REP	Tom Seguiné	111	37.76%	0 0.00%	111 37.76%
	Cast Votes:	294	92.16%	0 0.00%	294 92.16%
	Over Votes:	0	0.00%	0 0.00%	0 0.00%
	Under Votes:	25	7.84%	0 0.00%	25 7.84%
<b>SKAGIT COUNTY SHERIFF, Vote For 1</b>					
DEM	Rick Grimstead	128	42.24%	0 0.00%	128 42.24%
REP	Dave Corrion	175	57.76%	0 0.00%	175 57.76%
	Cast Votes:	303	94.98%	0 0.00%	303 94.98%
	Over Votes:	0	0.00%	0 0.00%	0 0.00%
	Under Votes:	16	5.02%	0 0.00%	16 5.02%
<b>SKAGIT COUNTY TREASURER, Vote For 1</b>					
REP	Katie Jungquist	252	100.00%	0 0.00%	252 100.00%
	Cast Votes:	252	79.00%	0 0.00%	252 79.00%
	Over Votes:	0	0.00%	0 0.00%	0 0.00%
	Under Votes:	67	21.00%	0 0.00%	67 21.00%
<b>STATE SUPREME COURT JUSTICE POSITION #2, Vote For 1</b>					
	Susan Owens	151	59.45%	0 0.00%	151 59.45%
	Stephen Johnson	103	40.55%	0 0.00%	103 40.55%
	Cast Votes:	254	79.62%	0 0.00%	254 79.62%
	Over Votes:	0	0.00%	0 0.00%	0 0.00%
	Under Votes:	65	20.38%	0 0.00%	65 20.38%



200611290246

Skagit County Auditor

Precinct Report — Official

PRIMARY ELECTION — SKAGIT COUNTY WASHINGTON 2006 GENERAL ELECTION — November 07, 2006

Page 195 of 568

11/29/2006 12:46 PM

Precincts Reporting 118 of 118 = 100.00%

Total Number of Voters : 41,641 of 59,998 = 69.40%

Party	Candidate	Early	Election	Total
<b>Precinct 147 (Ballots Cast: 319)</b>				
<b>STATE SUPREME COURT JUSTICE POSITION #8, Vote For 1</b>				
	Gerry L. Alexander	212 100.00%	0 0.00%	212 100.00%
	Cast Votes:	212 66.46%	0 0.00%	212 66.46%
	Over Votes:	0 0.00%	0 0.00%	0 0.00%
	Under Votes:	107 33.54%	0 0.00%	107 33.54%
<b>STATE SUPREME COURT JUSTICE POSITION #9, Vote For 1</b>				
	Tom Chambers	214 100.00%	0 0.00%	214 100.00%
	Cast Votes:	214 67.08%	0 0.00%	214 67.08%
	Over Votes:	0 0.00%	0 0.00%	0 0.00%
	Under Votes:	105 32.92%	0 0.00%	105 32.92%
<b>COURT OF APPEALS DIVISION I DISTRICT #3 POSITION #1, Vote For 1</b>				
	Mary Kay Becker	211 100.00%	0 0.00%	211 100.00%
	Cast Votes:	211 66.14%	0 0.00%	211 66.14%
	Over Votes:	0 0.00%	0 0.00%	0 0.00%
	Under Votes:	108 33.86%	0 0.00%	108 33.86%
<b>DISTRICT COURT JUDGE POSITION 1, Vote For 1</b>				
	Warren M. Gilbert	182 64.31%	0 0.00%	182 64.31%
	Colleen Kenimond	101 35.69%	0 0.00%	101 35.69%
	Cast Votes:	283 88.71%	0 0.00%	283 88.71%
	Over Votes:	0 0.00%	0 0.00%	0 0.00%
	Under Votes:	36 11.29%	0 0.00%	36 11.29%
<b>DISTRICT COURT JUDGE POSITION 2, Vote For 1</b>				
	David A. Svaren	222 100.00%	0 0.00%	222 100.00%
	Cast Votes:	222 69.59%	0 0.00%	222 69.59%
	Over Votes:	0 0.00%	0 0.00%	0 0.00%
	Under Votes:	97 30.41%	0 0.00%	97 30.41%
<b>PUBLIC UTILITY DISTRICT COMMISSIONER NO. 2, Vote For 1</b>				
	Robbie Robertson	156 62.40%	0 0.00%	156 62.40%
	Michael C. Newman	94 37.60%	0 0.00%	94 37.60%
	Cast Votes:	250 78.37%	0 0.00%	250 78.37%
	Over Votes:	0 0.00%	0 0.00%	0 0.00%
	Under Votes:	69 21.63%	0 0.00%	69 21.63%



200611290246  
 Skagit County Auditor  
 11/29/2006 Page 212 of 584 2:34PM

Precinct Report — Official

PRIMARY ELECTION — SKAGIT COUNTY WASHINGTON 2006 GENERAL ELECTION — November 07, 2006

Page 196 of 568

11/29/2006 12:46 PM

Total Number of Voters : 41,641 of 59,998 = 69.40%

Precincts Reporting 118 of 118 = 100.00%

Party	Candidate	Early	Election	Total
-------	-----------	-------	----------	-------

Precinct 147 (Ballots Cast: 319)

SKAGIT COUNTY BOARD OF COMMISSIONERS PROPOSITION NO. 2 FLUORIDATION ADVISORY MEASURE, Vote For 1

Yes	144	47.06%	0	0.00%	144	47.06%
No	162	52.94%	0	0.00%	162	52.94%
Cast Votes:	306	95.92%	0	0.00%	306	95.92%
Over Votes:	0	0.00%	0	0.00%	0	0.00%
Under Votes:	13	4.08%	0	0.00%	13	4.08%

11/29/2006 Page 213 of 584 2:34PM

200611290246  
Skagit County Auditor



Precinct Report — Official

PRIMARY ELECTION — SKAGIT COUNTY WASHINGTON 2006 GENERAL ELECTION — November 07, 2006

Page 197 of 568

11/29/2006 12:46 PM

Total Number of Voters : 41,641 of 59,998 = 69.40%

Precincts Reporting 118 of 118 = 100.00%

Party	Candidate	Early	Election	Total
<b>Precinct 148 (Ballots Cast: 397)</b>				
<b>INITIATIVE MEASURE NO. 920, Vote For 1</b>				
	Yes	110 28.57%	0 0.00%	110 28.57%
	No	275 71.43%	0 0.00%	275 71.43%
	Cast Votes:	385 96.98%	0 0.00%	385 96.98%
	Over Votes:	0 0.00%	0 0.00%	0 0.00%
	Under Votes:	12 3.02%	0 0.00%	12 3.02%
<b>INITIATIVE MEASURE NO. 933, Vote For 1</b>				
	Yes	123 31.14%	0 0.00%	123 31.14%
	No	272 68.86%	0 0.00%	272 68.86%
	Cast Votes:	395 99.50%	0 0.00%	395 99.50%
	Over Votes:	0 0.00%	0 0.00%	0 0.00%
	Under Votes:	2 0.50%	0 0.00%	2 0.50%
<b>INITIATIVE MEASURE NO. 937, Vote For 1</b>				
	Yes	190 50.67%	0 0.00%	190 50.67%
	No	185 49.33%	0 0.00%	185 49.33%
	Cast Votes:	375 94.46%	0 0.00%	375 94.46%
	Over Votes:	0 0.00%	0 0.00%	0 0.00%
	Under Votes:	22 5.54%	0 0.00%	22 5.54%
<b>HOUSE JOINT RESOLUTION 4223, Vote For 1</b>				
	Approved	281 76.78%	0 0.00%	281 76.78%
	Rejected	85 23.22%	0 0.00%	85 23.22%
	Cast Votes:	366 92.19%	0 0.00%	366 92.19%
	Over Votes:	0 0.00%	0 0.00%	0 0.00%
	Under Votes:	31 7.81%	0 0.00%	31 7.81%
<b>PROPOSITION NO. 1 Emergency Medical Services Levy (Skagit County Medic 1), Vote For 1</b>				
	Yes	255 68.36%	0 0.00%	255 68.36%
	No	118 31.64%	0 0.00%	118 31.64%
	Cast Votes:	373 93.95%	0 0.00%	373 93.95%
	Over Votes:	0 0.00%	0 0.00%	0 0.00%
	Under Votes:	24 6.05%	0 0.00%	24 6.05%
<b>UNITED STATES SENATOR, Vote For 1</b>				
DEM	Maria Cantwell	242 61.73%	0 0.00%	242 61.73%
REP	Mike McGavick	131 33.42%	0 0.00%	131 33.42%
LIB	Bruce Guthrie	10 2.55%	0 0.00%	10 2.55%
IND	Robin Adair	4 1.02%	0 0.00%	4 1.02%
GRE	Aaron Dixon	5 1.28%	0 0.00%	5 1.28%
	Cast Votes:	392 98.74%	0 0.00%	392 98.74%
	Over Votes:	0 0.00%	0 0.00%	0 0.00%
	Under Votes:	5 1.26%	0 0.00%	5 1.26%



200611290246  
Skagit County Auditor

11/29/2006 Page 214 of 584 2:34PM

Precinct Report — Official

PRIMARY ELECTION — SKAGIT COUNTY WASHINGTON 2006 GENERAL ELECTION — November 07, 2006

Page 198 of 568

11/29/2006 12:46 PM

Total Number of Voters : 41,641 of 59,998 = 69.40%

Precincts Reporting 118 of 118 = 100.00%

Party	Candidate	Early	Election	Total	
<b>Precinct 148 (Ballots Cast: 397)</b>					
<b>UNITED STATES REPRESENTATIVE DISTRICT #2, Vote For 1</b>					
DEM	Rick Larsen	278	71.47%	0 0.00%	278 71.47%
REP	Doug Roulstone	111	28.53%	0 0.00%	111 28.53%
	Cast Votes:	389	97.98%	0 0.00%	389 97.98%
	Over Votes:	0	0.00%	0 0.00%	0 0.00%
	Under Votes:	8	2.02%	0 0.00%	8 2.02%
<b>STATE REPRESENTATIVE DISTRICT #39 POSITION #1, Vote For 1</b>					
DEM	Scott Olson	220	57.14%	0 0.00%	220 57.14%
REP	Dan Kristiansen	165	42.86%	0 0.00%	165 42.86%
	Cast Votes:	385	96.98%	0 0.00%	385 96.98%
	Over Votes:	0	0.00%	0 0.00%	0 0.00%
	Under Votes:	12	3.02%	0 0.00%	12 3.02%
<b>STATE REPRESENTATIVE DISTRICT #39 POSITION #2, Vote For 1</b>					
REP	Kirk Pearson	260	100.00%	0 0.00%	260 100.00%
	Cast Votes:	260	65.49%	0 0.00%	260 65.49%
	Over Votes:	0	0.00%	0 0.00%	0 0.00%
	Under Votes:	137	34.51%	0 0.00%	137 34.51%
<b>SKAGIT COUNTY ASSESSOR, Vote For 1</b>					
REP	Mark Leander	256	100.00%	0 0.00%	256 100.00%
	Cast Votes:	256	64.48%	0 0.00%	256 64.48%
	Over Votes:	0	0.00%	0 0.00%	0 0.00%
	Under Votes:	141	35.52%	0 0.00%	141 35.52%
<b>SKAGIT COUNTY AUDITOR, Vote For 1</b>					
DEM	Jeanne Youngquist	230	61.17%	0 0.00%	230 61.17%
REP	Norma Hickok-Brummett	146	38.83%	0 0.00%	146 38.83%
	Cast Votes:	376	94.71%	0 0.00%	376 94.71%
	Over Votes:	0	0.00%	0 0.00%	0 0.00%
	Under Votes:	21	5.29%	0 0.00%	21 5.29%
<b>SKAGIT COUNTY CLERK, Vote For 1</b>					
DEM	Nancy Scott	316	100.00%	0 0.00%	316 100.00%
	Cast Votes:	316	79.60%	0 0.00%	316 79.60%
	Over Votes:	0	0.00%	0 0.00%	0 0.00%
	Under Votes:	81	20.40%	0 0.00%	81 20.40%



200611290246  
Skagit County Auditor

Precinct Report — Official

PRIMARY ELECTION — SKAGIT COUNTY WASHINGTON 2006 GENERAL ELECTION — November 07, 2006

Total Number of Voters : 41,641 of 59,998 = 69.40%

Precincts Reporting 118 of 118 = 100.00%

Party	Candidate	Early	Election	Total	
<b>Precinct 148 (Ballots Cast: 397)</b>					
<b>SKAGIT COUNTY COMMISSIONER DISTRICT 3, Vote For 1</b>					
DEM	Sharon D. Dillon	214	55.30%	0 0.00%	214 55.30%
REP	Ted W. Anderson	173	44.70%	0 0.00%	173 44.70%
	Cast Votes:	387	97.48%	0 0.00%	387 97.48%
	Over Votes:	0	0.00%	0 0.00%	0 0.00%
	Under Votes:	10	2.52%	0 0.00%	10 2.52%
<b>SKAGIT COUNTY CORONER, Vote For 1</b>					
DEM	Daniel Dempsey	319	100.00%	0 0.00%	319 100.00%
	Cast Votes:	319	80.35%	0 0.00%	319 80.35%
	Over Votes:	0	0.00%	0 0.00%	0 0.00%
	Under Votes:	78	19.65%	0 0.00%	78 19.65%
<b>SKAGIT COUNTY PROSECUTING ATTORNEY, Vote For 1</b>					
DEM	Rich Weyrich	247	64.49%	0 0.00%	247 64.49%
REP	Tom Seguine	136	35.51%	0 0.00%	136 35.51%
	Cast Votes:	383	96.47%	0 0.00%	383 96.47%
	Over Votes:	0	0.00%	0 0.00%	0 0.00%
	Under Votes:	14	3.53%	0 0.00%	14 3.53%
<b>SKAGIT COUNTY SHERIFF, Vote For 1</b>					
DEM	Rick Grimstead	236	63.27%	0 0.00%	236 63.27%
REP	Dave Corrion	137	36.73%	0 0.00%	137 36.73%
	Cast Votes:	373	93.95%	0 0.00%	373 93.95%
	Over Votes:	0	0.00%	0 0.00%	0 0.00%
	Under Votes:	24	6.05%	0 0.00%	24 6.05%
<b>SKAGIT COUNTY TREASURER, Vote For 1</b>					
REP	Katie Jungquist	267	100.00%	0 0.00%	267 100.00%
	Cast Votes:	267	67.25%	0 0.00%	267 67.25%
	Over Votes:	0	0.00%	0 0.00%	0 0.00%
	Under Votes:	130	32.75%	0 0.00%	130 32.75%
<b>STATE SUPREME COURT JUSTICE POSITION #2, Vote For 1</b>					
	Susan Owens	237	65.65%	0 0.00%	237 65.65%
	Stephen Johnson	124	34.35%	0 0.00%	124 34.35%
	Cast Votes:	361	90.93%	0 0.00%	361 90.93%
	Over Votes:	0	0.00%	0 0.00%	0 0.00%
	Under Votes:	36	9.07%	0 0.00%	36 9.07%



200611290246  
Skagit County Auditor  
11/29/2006 Page 216 of 584 2:34PM



**Precinct Report — Official**

**PRIMARY ELECTION — SKAGIT COUNTY WASHINGTON 2006 GENERAL ELECTION — November 07, 2006**

Page 200 of 568

11/29/2006 12:46 PM

Total Number of Voters : 41,641 of 59,998 = 69.40%

Precincts Reporting 118 of 118 = 100.00%

Party	Candidate	Early	Election	Total
<b>Precinct 148 (Ballots Cast: 397)</b>				
<b>STATE SUPREME COURT JUSTICE POSITION #8, Vote For 1</b>				
	Gerry L. Alexander	290 100.00%	0 0.00%	290 100.00%
	Cast Votes:	290 73.05%	0 0.00%	290 73.05%
	Over Votes:	0 0.00%	0 0.00%	0 0.00%
	Under Votes:	107 26.95%	0 0.00%	107 26.95%
<b>STATE SUPREME COURT JUSTICE POSITION #9, Vote For 1</b>				
	Tom Chambers	282 100.00%	0 0.00%	282 100.00%
	Cast Votes:	282 71.03%	0 0.00%	282 71.03%
	Over Votes:	0 0.00%	0 0.00%	0 0.00%
	Under Votes:	115 28.97%	0 0.00%	115 28.97%
<b>COURT OF APPEALS DIVISION I DISTRICT #3 POSITION #1, Vote For 1</b>				
	Mary Kay Becker	276 100.00%	0 0.00%	276 100.00%
	Cast Votes:	276 69.52%	0 0.00%	276 69.52%
	Over Votes:	0 0.00%	0 0.00%	0 0.00%
	Under Votes:	121 30.48%	0 0.00%	121 30.48%
<b>DISTRICT COURT JUDGE POSITION 1, Vote For 1</b>				
	Warren M. Gilbert	163 50.62%	0 0.00%	163 50.62%
	Colleen Kenimond	159 49.38%	0 0.00%	159 49.38%
	Cast Votes:	322 81.11%	0 0.00%	322 81.11%
	Over Votes:	0 0.00%	0 0.00%	0 0.00%
	Under Votes:	75 18.89%	0 0.00%	75 18.89%
<b>DISTRICT COURT JUDGE POSITION 2, Vote For 1</b>				
	David A. Svaren	261 100.00%	0 0.00%	261 100.00%
	Cast Votes:	261 65.74%	0 0.00%	261 65.74%
	Over Votes:	0 0.00%	0 0.00%	0 0.00%
	Under Votes:	136 34.26%	0 0.00%	136 34.26%
<b>PUBLIC UTILITY DISTRICT COMMISSIONER NO. 2, Vote For 1</b>				
	Robbie Robertson	185 63.57%	0 0.00%	185 63.57%
	Michael C. Newman	106 36.43%	0 0.00%	106 36.43%
	Cast Votes:	291 73.30%	0 0.00%	291 73.30%
	Over Votes:	0 0.00%	0 0.00%	0 0.00%
	Under Votes:	106 26.70%	0 0.00%	106 26.70%



200611290246

Skagit County Auditor

Precinct Report — Official

PRIMARY ELECTION — SKAGIT COUNTY WASHINGTON 2006 GENERAL ELECTION — November 07, 2006


Page 201 of 568

11/29/2006 12:46 PM

Total Number of Voters : 41,641 of 59,998 = 69.40%

Precincts Reporting 118 of 118 = 100.00%

Party	Candidate	Early	Election	Total
<b>Precinct 149 (Ballots Cast: 610)</b>				
<b>INITIATIVE MEASURE NO. 920, Vote For 1</b>				
	Yes	266 44.86%	0 0.00%	266 44.86%
	No	327 55.14%	0 0.00%	327 55.14%
	Cast Votes:	593 97.21%	0 0.00%	593 97.21%
	Over Votes:	0 0.00%	0 0.00%	0 0.00%
	Under Votes:	17 2.79%	0 0.00%	17 2.79%
<b>INITIATIVE MEASURE NO. 933, Vote For 1</b>				
	Yes	166 27.71%	0 0.00%	166 27.71%
	No	433 72.29%	0 0.00%	433 72.29%
	Cast Votes:	599 98.20%	0 0.00%	599 98.20%
	Over Votes:	0 0.00%	0 0.00%	0 0.00%
	Under Votes:	11 1.80%	0 0.00%	11 1.80%
<b>INITIATIVE MEASURE NO. 937, Vote For 1</b>				
	Yes	259 45.60%	0 0.00%	259 45.60%
	No	309 54.40%	0 0.00%	309 54.40%
	Cast Votes:	568 93.11%	0 0.00%	568 93.11%
	Over Votes:	0 0.00%	0 0.00%	0 0.00%
	Under Votes:	42 6.89%	0 0.00%	42 6.89%
<b>HOUSE JOINT RESOLUTION 4223, Vote For 1</b>				
	Approved	473 84.31%	0 0.00%	473 84.31%
	Rejected	88 15.69%	0 0.00%	88 15.69%
	Cast Votes:	561 91.97%	0 0.00%	561 91.97%
	Over Votes:	0 0.00%	0 0.00%	0 0.00%
	Under Votes:	49 8.03%	0 0.00%	49 8.03%
<b>PROPOSITION NO. 1 Emergency Medical Services Levy (Skagit County Medic 1), Vote For 1</b>				
	Yes	434 76.14%	0 0.00%	434 76.14%
	No	136 23.86%	0 0.00%	136 23.86%
	Cast Votes:	570 93.44%	0 0.00%	570 93.44%
	Over Votes:	0 0.00%	0 0.00%	0 0.00%
	Under Votes:	40 6.56%	0 0.00%	40 6.56%
<b>UNITED STATES SENATOR, Vote For 1</b>				
DEM	Maria Cantwell	281 46.45%	0 0.00%	281 46.45%
REP	Mike McGavick	311 51.40%	0 0.00%	311 51.40%
LIB	Bruce Guthrie	8 1.32%	0 0.00%	8 1.32%
IND	Robin Adair	4 0.66%	0 0.00%	4 0.66%
GRE	Aaron Dixon	1 0.17%	0 0.00%	1 0.17%
	Cast Votes:	605 99.18%	0 0.00%	605 99.18%
	Over Votes:	0 0.00%	0 0.00%	0 0.00%
	Under Votes:	5 0.82%	0 0.00%	5 0.82%



200611290246  
 Skagit County Auditor  
 11/29/2006 Page 218 of 584 2:34PM

Precinct Report — Official

PRIMARY ELECTION — SKAGIT COUNTY WASHINGTON 2006 GENERAL ELECTION — November 07, 2006

Page 202 of 568

11/29/2006 12:46 PM

Total Number of Voters : 41,641 of 59,998 = 69.40%

Precincts Reporting 118 of 118 = 100.00%

Party	Candidate	Early	Election	Total
<b>Precinct 149 (Ballots Cast: 610)</b>				
<b>UNITED STATES REPRESENTATIVE DISTRICT #2, Vote For 1</b>				
DEM	Rick Larsen	330	55.00%	330 55.00%
REP	Doug Roulstone	270	45.00%	270 45.00%
	Cast Votes:	600	98.36%	600 98.36%
	Over Votes:	0	0.00%	0 0.00%
	Under Votes:	10	1.64%	10 1.64%
<b>STATE REPRESENTATIVE DISTRICT #10 POSITION #1, Vote For 1</b>				
REP	Chris Strow	414	100.00%	414 100.00%
	Cast Votes:	414	67.87%	414 67.87%
	Over Votes:	0	0.00%	0 0.00%
	Under Votes:	196	32.13%	196 32.13%
<b>STATE REPRESENTATIVE DISTRICT #10 POSITION #2, Vote For 1</b>				
DEM	Tim Knue	257	43.12%	257 43.12%
REP	Barbara Bailey	339	56.88%	339 56.88%
	Cast Votes:	596	97.70%	596 97.70%
	Over Votes:	0	0.00%	0 0.00%
	Under Votes:	14	2.30%	14 2.30%
<b>SKAGIT COUNTY ASSESSOR, Vote For 1</b>				
REP	Mark Leander	426	100.00%	426 100.00%
	Cast Votes:	426	69.84%	426 69.84%
	Over Votes:	0	0.00%	0 0.00%
	Under Votes:	184	30.16%	184 30.16%
<b>SKAGIT COUNTY AUDITOR, Vote For 1</b>				
DEM	Jeanne Youngquist	271	47.29%	271 47.29%
REP	Norma Hickok-Brummett	302	52.71%	302 52.71%
	Cast Votes:	573	93.93%	573 93.93%
	Over Votes:	0	0.00%	0 0.00%
	Under Votes:	37	6.07%	37 6.07%
<b>SKAGIT COUNTY CLERK, Vote For 1</b>				
DEM	Nancy Scott	389	100.00%	389 100.00%
	Cast Votes:	389	63.77%	389 63.77%
	Over Votes:	0	0.00%	0 0.00%
	Under Votes:	221	36.23%	221 36.23%



200611290246  
Skagit County Auditor

Precinct Report — Official

PRIMARY ELECTION — SKAGIT COUNTY WASHINGTON 2006 GENERAL ELECTION — November 07, 2006

Page 203 of 568

11/29/2006 12:46 PM

Total Number of Voters : 41,641 of 59,998 = 69.40%

Precincts Reporting 118 of 118 = 100.00%

Party	Candidate	Early		Election		Total	
<b>Precinct 149 (Ballots Cast: 610)</b>							
<b>SKAGIT COUNTY COMMISSIONER DISTRICT 3, Vote For 1</b>							
DEM	Sharon D. Dillon	299	52.00%	0	0.00%	299	52.00%
REP	Ted W. Anderson	276	48.00%	0	0.00%	276	48.00%
	Cast Votes:	575	94.26%	0	0.00%	575	94.26%
	Over Votes:	0	0.00%	0	0.00%	0	0.00%
	Under Votes:	35	5.74%	0	0.00%	35	5.74%
<b>SKAGIT COUNTY CORONER, Vote For 1</b>							
DEM	Daniel Dempsey	392	100.00%	0	0.00%	392	100.00%
	Cast Votes:	392	64.26%	0	0.00%	392	64.26%
	Over Votes:	0	0.00%	0	0.00%	0	0.00%
	Under Votes:	218	35.74%	0	0.00%	218	35.74%
<b>SKAGIT COUNTY PROSECUTING ATTORNEY, Vote For 1</b>							
DEM	Rich Weyrich	262	45.96%	0	0.00%	262	45.96%
REP	Tom Seguire	308	54.04%	0	0.00%	308	54.04%
	Cast Votes:	570	93.44%	0	0.00%	570	93.44%
	Over Votes:	0	0.00%	0	0.00%	0	0.00%
	Under Votes:	40	6.56%	0	0.00%	40	6.56%
<b>SKAGIT COUNTY SHERIFF, Vote For 1</b>							
DEM	Rick Grimstead	225	38.73%	0	0.00%	225	38.73%
REP	Dave Corrian	356	61.27%	0	0.00%	356	61.27%
	Cast Votes:	581	95.25%	0	0.00%	581	95.25%
	Over Votes:	0	0.00%	0	0.00%	0	0.00%
	Under Votes:	29	4.75%	0	0.00%	29	4.75%
<b>SKAGIT COUNTY TREASURER, Vote For 1</b>							
REP	Katie Jungquist	433	100.00%	0	0.00%	433	100.00%
	Cast Votes:	433	70.98%	0	0.00%	433	70.98%
	Over Votes:	0	0.00%	0	0.00%	0	0.00%
	Under Votes:	177	29.02%	0	0.00%	177	29.02%
<b>STATE SUPREME COURT JUSTICE POSITION #2, Vote For 1</b>							
	Susan Owens	270	52.33%	0	0.00%	270	52.33%
	Stephen Johnson	246	47.67%	0	0.00%	246	47.67%
	Cast Votes:	516	84.59%	0	0.00%	516	84.59%
	Over Votes:	0	0.00%	0	0.00%	0	0.00%
	Under Votes:	94	15.41%	0	0.00%	94	15.41%



200611290246  
Skagit County Auditor

11/29/2006 Page 220 of 584 2:34PM

**Precinct Report — Official**

**PRIMARY ELECTION — SKAGIT COUNTY WASHINGTON 2006 GENERAL ELECTION — November 07, 2006**

Page 204 of 568

11/29/2006 12:46 PM

Total Number of Voters : 41,641 of 59,998 = 69.40%

Precincts Reporting 118 of 118 = 100.00%

Party	Candidate	Early	Election	Total	
<b>Precinct 149 (Ballots Cast: 610)</b>					
<b>STATE SUPREME COURT JUSTICE POSITION #8, Vote For 1</b>					
	Gerry L. Alexander	373	100.00%	0 0.00%	373 100.00%
	Cast Votes:	373	61.15%	0 0.00%	373 61.15%
	Over Votes:	0	0.00%	0 0.00%	0 0.00%
	Under Votes:	237	38.85%	0 0.00%	237 38.85%
<b>STATE SUPREME COURT JUSTICE POSITION #9, Vote For 1</b>					
	Tom Chambers	369	100.00%	0 0.00%	369 100.00%
	Cast Votes:	369	60.49%	0 0.00%	369 60.49%
	Over Votes:	0	0.00%	0 0.00%	0 0.00%
	Under Votes:	241	39.51%	0 0.00%	241 39.51%
<b>COURT OF APPEALS DIVISION I DISTRICT #3 POSITION #1, Vote For 1</b>					
	Mary Kay Becker	354	100.00%	0 0.00%	354 100.00%
	Cast Votes:	354	58.03%	0 0.00%	354 58.03%
	Over Votes:	0	0.00%	0 0.00%	0 0.00%
	Under Votes:	256	41.97%	0 0.00%	256 41.97%
<b>DISTRICT COURT JUDGE POSITION 1, Vote For 1</b>					
	Warren M. Gilbert	241	55.92%	0 0.00%	241 55.92%
	Colleen Kenimond	190	44.08%	0 0.00%	190 44.08%
	Cast Votes:	431	70.66%	0 0.00%	431 70.66%
	Over Votes:	0	0.00%	0 0.00%	0 0.00%
	Under Votes:	179	29.34%	0 0.00%	179 29.34%
<b>DISTRICT COURT JUDGE POSITION 2, Vote For 1</b>					
	David A. Svaren	328	100.00%	0 0.00%	328 100.00%
	Cast Votes:	328	53.77%	0 0.00%	328 53.77%
	Over Votes:	0	0.00%	0 0.00%	0 0.00%
	Under Votes:	282	46.23%	0 0.00%	282 46.23%
<b>PUBLIC UTILITY DISTRICT COMMISSIONER NO. 2, Vote For 1</b>					
	Robbie Robertson	179	50.42%	0 0.00%	179 50.42%
	Michael C. Newman	176	49.58%	0 0.00%	176 49.58%
	Cast Votes:	355	58.20%	0 0.00%	355 58.20%
	Over Votes:	0	0.00%	0 0.00%	0 0.00%
	Under Votes:	255	41.80%	0 0.00%	255 41.80%



200611290246

Skagit County Auditor

Precinct Report — Official

PRIMARY ELECTION — SKAGIT COUNTY WASHINGTON 2006 GENERAL ELECTION — November 07, 2006

Page 205 of 568

11/29/2006 12:46 PM

Total Number of Voters : 41,641 of 59,998 = 69.40%

Precincts Reporting 118 of 118 = 100.00%

Party	Candidate	Early	Election	Total
<b>Precinct 150 (Ballots Cast: 407)</b>				
<b>INITIATIVE MEASURE NO. 920, Vote For 1</b>				
	Yes	154 38.69%	0 0.00%	154 38.69%
	No	244 61.31%	0 0.00%	244 61.31%
	Cast Votes:	398 97.79%	0 0.00%	398 97.79%
	Over Votes:	0 0.00%	0 0.00%	0 0.00%
	Under Votes:	9 2.21%	0 0.00%	9 2.21%
<b>INITIATIVE MEASURE NO. 933, Vote For 1</b>				
	Yes	109 26.98%	0 0.00%	109 26.98%
	No	295 73.02%	0 0.00%	295 73.02%
	Cast Votes:	404 99.26%	0 0.00%	404 99.26%
	Over Votes:	0 0.00%	0 0.00%	0 0.00%
	Under Votes:	3 0.74%	0 0.00%	3 0.74%
<b>INITIATIVE MEASURE NO. 937, Vote For 1</b>				
	Yes	203 53.28%	0 0.00%	203 53.28%
	No	178 46.72%	0 0.00%	178 46.72%
	Cast Votes:	381 93.61%	0 0.00%	381 93.61%
	Over Votes:	0 0.00%	0 0.00%	0 0.00%
	Under Votes:	26 6.39%	0 0.00%	26 6.39%
<b>HOUSE JOINT RESOLUTION 4223, Vote For 1</b>				
	Approved	331 87.11%	0 0.00%	331 87.11%
	Rejected	49 12.89%	0 0.00%	49 12.89%
	Cast Votes:	380 93.37%	0 0.00%	380 93.37%
	Over Votes:	0 0.00%	0 0.00%	0 0.00%
	Under Votes:	27 6.63%	0 0.00%	27 6.63%
<b>PROPOSITION NO. 1 Emergency Medical Services Levy (Skagit County Medic 1), Vote For 1</b>				
	Yes	259 67.45%	0 0.00%	259 67.45%
	No	125 32.55%	0 0.00%	125 32.55%
	Cast Votes:	384 94.35%	0 0.00%	384 94.35%
	Over Votes:	0 0.00%	0 0.00%	0 0.00%
	Under Votes:	23 5.65%	0 0.00%	23 5.65%
<b>UNITED STATES SENATOR, Vote For 1</b>				
DEM	Maria Cantwell	223 55.47%	0 0.00%	223 55.47%
REP	Mike McGavick	168 41.79%	0 0.00%	168 41.79%
LIB	Bruce Guthrie	8 1.99%	0 0.00%	8 1.99%
IND	Robin Adair	0 0.00%	0 0.00%	0 0.00%
GRE	Aaron Dixon	3 0.75%	0 0.00%	3 0.75%
	Cast Votes:	402 98.77%	0 0.00%	402 98.77%
	Over Votes:	0 0.00%	0 0.00%	0 0.00%
	Under Votes:	5 1.23%	0 0.00%	5 1.23%



200611290246  
Skagit County Auditor

Precinct Report — Official

PRIMARY ELECTION — SKAGIT COUNTY WASHINGTON 2006 GENERAL ELECTION — November 07, 2006

Page 206 of 568

11/29/2006 12:46 PM

Total Number of Voters : 41,641 of 59,998 = 69.40%

Precincts Reporting 118 of 118 = 100.00%

Party	Candidate	Early	Election	Total
<b>Precinct 150 (Ballots Cast: 407)</b>				
<b>UNITED STATES REPRESENTATIVE DISTRICT #2, Vote For 1</b>				
DEM	Rick Larsen	256 63.68%	0 0.00%	256 63.68%
REP	Doug Roulstone	146 36.32%	0 0.00%	146 36.32%
	Cast Votes:	402 98.77%	0 0.00%	402 98.77%
	Over Votes:	0 0.00%	0 0.00%	0 0.00%
	Under Votes:	5 1.23%	0 0.00%	5 1.23%
<b>STATE REPRESENTATIVE DISTRICT #10 POSITION #1, Vote For 1</b>				
REP	Chris Strow	235 100.00%	0 0.00%	235 100.00%
	Cast Votes:	235 57.74%	0 0.00%	235 57.74%
	Over Votes:	0 0.00%	0 0.00%	0 0.00%
	Under Votes:	172 42.26%	0 0.00%	172 42.26%
<b>STATE REPRESENTATIVE DISTRICT #10 POSITION #2, Vote For 1</b>				
DEM	Tim Knue	221 55.67%	0 0.00%	221 55.67%
REP	Barbara Bailey	176 44.33%	0 0.00%	176 44.33%
	Cast Votes:	397 97.54%	0 0.00%	397 97.54%
	Over Votes:	0 0.00%	0 0.00%	0 0.00%
	Under Votes:	10 2.46%	0 0.00%	10 2.46%
<b>SKAGIT COUNTY ASSESSOR, Vote For 1</b>				
REP	Mark Leander	244 100.00%	0 0.00%	244 100.00%
	Cast Votes:	244 59.95%	0 0.00%	244 59.95%
	Over Votes:	0 0.00%	0 0.00%	0 0.00%
	Under Votes:	163 40.05%	0 0.00%	163 40.05%
<b>SKAGIT COUNTY AUDITOR, Vote For 1</b>				
DEM	Jeanne Youngquist	226 58.55%	0 0.00%	226 58.55%
REP	Norma Hickok-Brummett	160 41.45%	0 0.00%	160 41.45%
	Cast Votes:	386 94.84%	0 0.00%	386 94.84%
	Over Votes:	0 0.00%	0 0.00%	0 0.00%
	Under Votes:	21 5.16%	0 0.00%	21 5.16%
<b>SKAGIT COUNTY CLERK, Vote For 1</b>				
DEM	Nancy Scott	278 100.00%	0 0.00%	278 100.00%
	Cast Votes:	278 68.30%	0 0.00%	278 68.30%
	Over Votes:	0 0.00%	0 0.00%	0 0.00%
	Under Votes:	129 31.70%	0 0.00%	129 31.70%



200611290246  
Skagit County Auditor

Precinct Report — Official

PRIMARY ELECTION — SKAGIT COUNTY WASHINGTON 2006 GENERAL ELECTION — November 07, 2006

Page 207 of 568

11/29/2006 12:46 PM

Total Number of Voters : 41,641 of 59,998 = 69.40%

Precincts Reporting 118 of 118 = 100.00%

Party	Candidate	Early	Election	Total
-------	-----------	-------	----------	-------

Precinct 150 (Ballots Cast: 407)

SKAGIT COUNTY COMMISSIONER DISTRICT 3, Vote For 1							
DEM	Sharon D. Dillon	239	61.92%	0	0.00%	239	61.92%
REP	Ted W. Anderson	147	38.08%	0	0.00%	147	38.08%
Cast Votes:		386	94.84%	0	0.00%	386	94.84%
Over Votes:		0	0.00%	0	0.00%	0	0.00%
Under Votes:		21	5.16%	0	0.00%	21	5.16%
SKAGIT COUNTY CORONER, Vote For 1							
DEM	Daniel Dempsey	293	100.00%	0	0.00%	293	100.00%
Cast Votes:		293	71.99%	0	0.00%	293	71.99%
Over Votes:		0	0.00%	0	0.00%	0	0.00%
Under Votes:		114	28.01%	0	0.00%	114	28.01%
SKAGIT COUNTY PROSECUTING ATTORNEY, Vote For 1							
DEM	Rich Weyrich	233	61.97%	0	0.00%	233	61.97%
REP	Tom Seguire	143	38.03%	0	0.00%	143	38.03%
Cast Votes:		376	92.38%	0	0.00%	376	92.38%
Over Votes:		0	0.00%	0	0.00%	0	0.00%
Under Votes:		31	7.62%	0	0.00%	31	7.62%
SKAGIT COUNTY SHERIFF, Vote For 1							
DEM	Rick Grimstead	188	48.96%	0	0.00%	188	48.96%
REP	Dave Corrion	196	51.04%	0	0.00%	196	51.04%
Cast Votes:		384	94.35%	0	0.00%	384	94.35%
Over Votes:		0	0.00%	0	0.00%	0	0.00%
Under Votes:		23	5.65%	0	0.00%	23	5.65%
SKAGIT COUNTY TREASURER, Vote For 1							
REP	Katie Jungquist	267	100.00%	0	0.00%	267	100.00%
Cast Votes:		267	65.60%	0	0.00%	267	65.60%
Over Votes:		0	0.00%	0	0.00%	0	0.00%
Under Votes:		140	34.40%	0	0.00%	140	34.40%
STATE SUPREME COURT JUSTICE POSITION #2, Vote For 1							
	Susan Owens	202	59.94%	0	0.00%	202	59.94%
	Stephen Johnson	135	40.06%	0	0.00%	135	40.06%
Cast Votes:		337	82.80%	0	0.00%	337	82.80%
Over Votes:		0	0.00%	0	0.00%	0	0.00%
Under Votes:		70	17.20%	0	0.00%	70	17.20%



200611290246

Skagit County Auditor

11/29/2006 Page 224 of 584 2:34PM



Precinct Report — Official

PRIMARY ELECTION — SKAGIT COUNTY WASHINGTON 2006 GENERAL ELECTION — November 07, 2006

Page 208 of 568

11/29/2006 12:46 PM

Total Number of Voters : 41,641 of 59,998 = 69.40%

Precincts Reporting 118 of 118 = 100.00%

Party	Candidate	Early	Election	Total	
<b>Precinct 150 (Ballots Cast: 407)</b>					
<b>STATE SUPREME COURT JUSTICE POSITION #8, Vote For 1</b>					
	Gerry L. Alexander	246	100.00%	0 0.00%	246 100.00%
	Cast Votes:	246	60.44%	0 0.00%	246 60.44%
	Over Votes:	0	0.00%	0 0.00%	0 0.00%
	Under Votes:	161	39.56%	0 0.00%	161 39.56%
<b>STATE SUPREME COURT JUSTICE POSITION #9, Vote For 1</b>					
	Tom Chambers	241	100.00%	0 0.00%	241 100.00%
	Cast Votes:	241	59.21%	0 0.00%	241 59.21%
	Over Votes:	0	0.00%	0 0.00%	0 0.00%
	Under Votes:	166	40.79%	0 0.00%	166 40.79%
<b>COURT OF APPEALS DIVISION I DISTRICT #3 POSITION #1, Vote For 1</b>					
	Mary Kay Becker	246	100.00%	0 0.00%	246 100.00%
	Cast Votes:	246	60.44%	0 0.00%	246 60.44%
	Over Votes:	0	0.00%	0 0.00%	0 0.00%
	Under Votes:	161	39.56%	0 0.00%	161 39.56%
<b>DISTRICT COURT JUDGE POSITION 1, Vote For 1</b>					
	Warren M. Gilbert	162	52.26%	0 0.00%	162 52.26%
	Colleen Kenimond	148	47.74%	0 0.00%	148 47.74%
	Cast Votes:	310	76.17%	0 0.00%	310 76.17%
	Over Votes:	0	0.00%	0 0.00%	0 0.00%
	Under Votes:	97	23.83%	0 0.00%	97 23.83%
<b>DISTRICT COURT JUDGE POSITION 2, Vote For 1</b>					
	David A. Svaren	220	100.00%	0 0.00%	220 100.00%
	Cast Votes:	220	54.05%	0 0.00%	220 54.05%
	Over Votes:	0	0.00%	0 0.00%	0 0.00%
	Under Votes:	187	45.95%	0 0.00%	187 45.95%
<b>PUBLIC UTILITY DISTRICT COMMISSIONER NO. 2, Vote For 1</b>					
	Robbie Robertson	126	53.39%	0 0.00%	126 53.39%
	Michael C. Newman	110	46.61%	0 0.00%	110 46.61%
	Cast Votes:	236	57.99%	0 0.00%	236 57.99%
	Over Votes:	0	0.00%	0 0.00%	0 0.00%
	Under Votes:	171	42.01%	0 0.00%	171 42.01%



200611290246

Skagit County Auditor

Precinct Report — Official

PRIMARY ELECTION — SKAGIT COUNTY WASHINGTON 2006 GENERAL ELECTION — November 07, 2006


Page 209 of 568

11/29/2006 12:46 PM

Precincts Reporting 118 of 118 = 100.00%

Total Number of Voters : 41,641 of 59,998 = 69.40%

Party	Candidate	Early	Election	Total
<b>Precinct 151 (Ballots Cast: 262)</b>				
<b>INITIATIVE MEASURE NO. 920, Vote For 1</b>				
	Yes	92 36.80%	0 0.00%	92 36.80%
	No	158 63.20%	0 0.00%	158 63.20%
	Cast Votes:	250 95.42%	0 0.00%	250 95.42%
	Over Votes:	0 0.00%	0 0.00%	0 0.00%
	Under Votes:	12 4.58%	0 0.00%	12 4.58%
<b>INITIATIVE MEASURE NO. 933, Vote For 1</b>				
	Yes	90 35.43%	0 0.00%	90 35.43%
	No	164 64.57%	0 0.00%	164 64.57%
	Cast Votes:	254 96.95%	0 0.00%	254 96.95%
	Over Votes:	0 0.00%	0 0.00%	0 0.00%
	Under Votes:	8 3.05%	0 0.00%	8 3.05%
<b>INITIATIVE MEASURE NO. 937, Vote For 1</b>				
	Yes	91 37.14%	0 0.00%	91 37.14%
	No	154 62.86%	0 0.00%	154 62.86%
	Cast Votes:	245 93.51%	0 0.00%	245 93.51%
	Over Votes:	0 0.00%	0 0.00%	0 0.00%
	Under Votes:	17 6.49%	0 0.00%	17 6.49%
<b>HOUSE JOINT RESOLUTION 4223, Vote For 1</b>				
	Approved	196 80.00%	0 0.00%	196 80.00%
	Rejected	49 20.00%	0 0.00%	49 20.00%
	Cast Votes:	245 93.51%	0 0.00%	245 93.51%
	Over Votes:	0 0.00%	0 0.00%	0 0.00%
	Under Votes:	17 6.49%	0 0.00%	17 6.49%
<b>PROPOSITION NO. 1 Emergency Medical Services Levy (Skagit County Medic 1), Vote For 1</b>				
	Yes	166 68.31%	0 0.00%	166 68.31%
	No	77 31.69%	0 0.00%	77 31.69%
	Cast Votes:	243 92.75%	0 0.00%	243 92.75%
	Over Votes:	0 0.00%	0 0.00%	0 0.00%
	Under Votes:	19 7.25%	0 0.00%	19 7.25%
<b>UNITED STATES SENATOR, Vote For 1</b>				
DEM	Maria Cantwell	119 45.95%	0 0.00%	119 45.95%
REP	Mike McGavick	135 52.12%	0 0.00%	135 52.12%
LIB	Bruce Guthrie	3 1.16%	0 0.00%	3 1.16%
IND	Robin Adair	1 0.39%	0 0.00%	1 0.39%
GRE	Aaron Dixon	1 0.39%	0 0.00%	1 0.39%
	Cast Votes:	259 98.85%	0 0.00%	259 98.85%
	Over Votes:	0 0.00%	0 0.00%	0 0.00%
	Under Votes:	3 1.15%	0 0.00%	3 1.15%



11/29/2006 Page 226 of 584 2:34PM

Precinct Report — Official

PRIMARY ELECTION — SKAGIT COUNTY WASHINGTON 2006 GENERAL ELECTION — November 07, 2006

Page 210 of 568

11/29/2006 12:46 PM

Total Number of Voters : 41,641 of 59,998 = 69.40%

Precincts Reporting 118 of 118 = 100.00%

Party	Candidate	Early	Election	Total
<b>Precinct 151 (Ballots Cast: 262)</b>				
<b>UNITED STATES REPRESENTATIVE DISTRICT #2, Vote For 1</b>				
DEM	Rick Larsen	153	60.00%	153 60.00%
REP	Doug Roulstone	102	40.00%	102 40.00%
	Cast Votes:	255	97.33%	255 97.33%
	Over Votes:	0	0.00%	0 0.00%
	Under Votes:	7	2.67%	7 2.67%
<b>STATE REPRESENTATIVE DISTRICT #40 POSITION #1, Vote For 1</b>				
DEM	Dave Quall	189	76.52%	189 76.52%
REP	Yoshe Revelle	58	23.48%	58 23.48%
	Cast Votes:	247	94.27%	247 94.27%
	Over Votes:	0	0.00%	0 0.00%
	Under Votes:	15	5.73%	15 5.73%
<b>STATE REPRESENTATIVE DISTRICT #40 POSITION #2, Vote For 1</b>				
DEM	Jeff Morris	189	100.00%	189 100.00%
	Cast Votes:	189	72.14%	189 72.14%
	Over Votes:	0	0.00%	0 0.00%
	Under Votes:	73	27.86%	73 27.86%
<b>SKAGIT COUNTY ASSESSOR, Vote For 1</b>				
REP	Mark Leander	185	100.00%	185 100.00%
	Cast Votes:	185	70.61%	185 70.61%
	Over Votes:	0	0.00%	0 0.00%
	Under Votes:	77	29.39%	77 29.39%
<b>SKAGIT COUNTY AUDITOR, Vote For 1</b>				
DEM	Jeanne Youngquist	124	49.01%	124 49.01%
REP	Norma Hickok-Brummett	129	50.99%	129 50.99%
	Cast Votes:	253	96.56%	253 96.56%
	Over Votes:	0	0.00%	0 0.00%
	Under Votes:	9	3.44%	9 3.44%
<b>SKAGIT COUNTY CLERK, Vote For 1</b>				
DEM	Nancy Scott	182	100.00%	182 100.00%
	Cast Votes:	182	69.47%	182 69.47%
	Over Votes:	0	0.00%	0 0.00%
	Under Votes:	80	30.53%	80 30.53%



200611290246

Skagit County Auditor

Precinct Report — Official

PRIMARY ELECTION — SKAGIT COUNTY WASHINGTON 2006 GENERAL ELECTION — November 07, 2006

Page 211 of 568

11/29/2006 12:46 PM

Total Number of Voters : 41,641 of 59,998 = 69.40%

Precincts Reporting 118 of 118 = 100.00%

Party	Candidate	Early	Election	Total	
<b>Precinct 151 (Ballots Cast: 262)</b>					
<b>SKAGIT COUNTY COMMISSIONER DISTRICT 3, Vote For 1</b>					
DEM	Sharon D. Dillon	120	47.62%	0 0.00%	120 47.62%
REP	Ted W. Anderson	132	52.38%	0 0.00%	132 52.38%
	Cast Votes:	252	96.18%	0 0.00%	252 96.18%
	Over Votes:	0	0.00%	0 0.00%	0 0.00%
	Under Votes:	10	3.82%	0 0.00%	10 3.82%
<b>SKAGIT COUNTY CORONER, Vote For 1</b>					
DEM	Daniel Dempsey	182	100.00%	0 0.00%	182 100.00%
	Cast Votes:	182	69.47%	0 0.00%	182 69.47%
	Over Votes:	0	0.00%	0 0.00%	0 0.00%
	Under Votes:	80	30.53%	0 0.00%	80 30.53%
<b>SKAGIT COUNTY PROSECUTING ATTORNEY, Vote For 1</b>					
DEM	Rich Weyrich	141	56.18%	0 0.00%	141 56.18%
REP	Tom Seguire	110	43.82%	0 0.00%	110 43.82%
	Cast Votes:	251	95.80%	0 0.00%	251 95.80%
	Over Votes:	0	0.00%	0 0.00%	0 0.00%
	Under Votes:	11	4.20%	0 0.00%	11 4.20%
<b>SKAGIT COUNTY SHERIFF, Vote For 1</b>					
DEM	Rick Grimstead	120	48.78%	0 0.00%	120 48.78%
REP	Dave Corrion	126	51.22%	0 0.00%	126 51.22%
	Cast Votes:	246	93.89%	0 0.00%	246 93.89%
	Over Votes:	0	0.00%	0 0.00%	0 0.00%
	Under Votes:	16	6.11%	0 0.00%	16 6.11%
<b>SKAGIT COUNTY TREASURER, Vote For 1</b>					
REP	Katie Jungquist	192	100.00%	0 0.00%	192 100.00%
	Cast Votes:	192	73.28%	0 0.00%	192 73.28%
	Over Votes:	0	0.00%	0 0.00%	0 0.00%
	Under Votes:	70	26.72%	0 0.00%	70 26.72%
<b>STATE SUPREME COURT JUSTICE POSITION #2, Vote For 1</b>					
	Susan Owens	102	47.00%	0 0.00%	102 47.00%
	Stephen Johnson	115	53.00%	0 0.00%	115 53.00%
	Cast Votes:	217	82.82%	0 0.00%	217 82.82%
	Over Votes:	0	0.00%	0 0.00%	0 0.00%
	Under Votes:	45	17.18%	0 0.00%	45 17.18%



200611290246  
Skagit County Auditor

11/29/2006 Page 228 of 584 2:34PM

Precinct Report — Official

PRIMARY ELECTION — SKAGIT COUNTY WASHINGTON 2006 GENERAL ELECTION — November 07, 2006

Page 212 of 568

11/29/2006 12:46 PM

Total Number of Voters : 41,641 of 59,998 = 69.40%

Precincts Reporting 118 of 118 = 100.00%

Party	Candidate	Early	Election	Total
<b>Precinct 151 (Ballots Cast: 262)</b>				
<b>STATE SUPREME COURT JUSTICE POSITION #8, Vote For 1</b>				
	Gerry L. Alexander	157 100.00%	0 0.00%	157 100.00%
	Cast Votes:	157 59.92%	0 0.00%	157 59.92%
	Over Votes:	0 0.00%	0 0.00%	0 0.00%
	Under Votes:	105 40.08%	0 0.00%	105 40.08%
<b>STATE SUPREME COURT JUSTICE POSITION #9, Vote For 1</b>				
	Tom Chambers	153 100.00%	0 0.00%	153 100.00%
	Cast Votes:	153 58.40%	0 0.00%	153 58.40%
	Over Votes:	0 0.00%	0 0.00%	0 0.00%
	Under Votes:	109 41.60%	0 0.00%	109 41.60%
<b>COURT OF APPEALS DIVISION I DISTRICT #3 POSITION #1, Vote For 1</b>				
	Mary Kay Becker	158 100.00%	0 0.00%	158 100.00%
	Cast Votes:	158 60.31%	0 0.00%	158 60.31%
	Over Votes:	0 0.00%	0 0.00%	0 0.00%
	Under Votes:	104 39.69%	0 0.00%	104 39.69%
<b>DISTRICT COURT JUDGE POSITION 1, Vote For 1</b>				
	Warren M. Gilbert	149 68.04%	0 0.00%	149 68.04%
	Colleen Kenimond	70 31.96%	0 0.00%	70 31.96%
	Cast Votes:	219 83.59%	0 0.00%	219 83.59%
	Over Votes:	0 0.00%	0 0.00%	0 0.00%
	Under Votes:	43 16.41%	0 0.00%	43 16.41%
<b>DISTRICT COURT JUDGE POSITION 2, Vote For 1</b>				
	David A. Svaren	166 100.00%	0 0.00%	166 100.00%
	Cast Votes:	166 63.36%	0 0.00%	166 63.36%
	Over Votes:	0 0.00%	0 0.00%	0 0.00%
	Under Votes:	96 36.64%	0 0.00%	96 36.64%
<b>PUBLIC UTILITY DISTRICT COMMISSIONER NO. 2, Vote For 1</b>				
	Robbie Robertson	117 61.58%	0 0.00%	117 61.58%
	Michael C. Newman	73 38.42%	0 0.00%	73 38.42%
	Cast Votes:	190 72.52%	0 0.00%	190 72.52%
	Over Votes:	0 0.00%	0 0.00%	0 0.00%
	Under Votes:	72 27.48%	0 0.00%	72 27.48%



200611290246

Skagit County Auditor

Precinct Report — Official

PRIMARY ELECTION — SKAGIT COUNTY WASHINGTON 2006 GENERAL ELECTION — November 07, 2006

Page 213 of 568

11/29/2006 12:46 PM

Total Number of Voters : 41,641 of 59,998 = 69.40%

Precincts Reporting 118 of 118 = 100.00%

Party	Candidate	Early	Election	Total
-------	-----------	-------	----------	-------

Precinct 151 (Ballots Cast: 262)

SKAGIT COUNTY BOARD OF COMMISSIONERS PROPOSITION NO. 2 FLUORIDATION ADVISORY MEASURE, Vote For 1

Yes	128	51.20%	0	0.00%	128	51.20%
No	122	48.80%	0	0.00%	122	48.80%
Cast Votes:	250	95.42%	0	0.00%	250	95.42%
Over Votes:	0	0.00%	0	0.00%	0	0.00%
Under Votes:	12	4.58%	0	0.00%	12	4.58%



200611290246  
Skagit County Auditor

Precinct Report — Official

PRIMARY ELECTION — SKAGIT COUNTY WASHINGTON 2006 GENERAL ELECTION — November 07, 2006

Total Number of Voters : 41,641 of 59,998 = 69.40%

Precincts Reporting 118 of 118 = 100.00%

Party	Candidate	Early	Election	Total
<b>Precinct 153 (Ballots Cast: 531)</b>				
<b>INITIATIVE MEASURE NO. 920, Vote For 1</b>				
	Yes	181 35.42%	0 0.00%	181 35.42%
	No	330 64.58%	0 0.00%	330 64.58%
	Cast Votes:	511 96.23%	0 0.00%	511 96.23%
	Over Votes:	3 0.56%	0 0.00%	3 0.56%
	Under Votes:	17 3.20%	0 0.00%	17 3.20%
<b>INITIATIVE MEASURE NO. 933, Vote For 1</b>				
	Yes	126 24.32%	0 0.00%	126 24.32%
	No	392 75.68%	0 0.00%	392 75.68%
	Cast Votes:	518 97.55%	0 0.00%	518 97.55%
	Over Votes:	3 0.56%	0 0.00%	3 0.56%
	Under Votes:	10 1.88%	0 0.00%	10 1.88%
<b>INITIATIVE MEASURE NO. 937, Vote For 1</b>				
	Yes	267 52.87%	0 0.00%	267 52.87%
	No	238 47.13%	0 0.00%	238 47.13%
	Cast Votes:	505 95.10%	0 0.00%	505 95.10%
	Over Votes:	1 0.19%	0 0.00%	1 0.19%
	Under Votes:	25 4.71%	0 0.00%	25 4.71%
<b>HOUSE JOINT RESOLUTION 4223, Vote For 1</b>				
	Approved	386 82.48%	0 0.00%	386 82.48%
	Rejected	82 17.52%	0 0.00%	82 17.52%
	Cast Votes:	468 88.14%	0 0.00%	468 88.14%
	Over Votes:	1 0.19%	0 0.00%	1 0.19%
	Under Votes:	62 11.68%	0 0.00%	62 11.68%
<b>PROPOSITION NO. 1 Emergency Medical Services Levy (Skagit County Medic 1), Vote For 1</b>				
	Yes	400 79.52%	0 0.00%	400 79.52%
	No	103 20.48%	0 0.00%	103 20.48%
	Cast Votes:	503 94.73%	0 0.00%	503 94.73%
	Over Votes:	0 0.00%	0 0.00%	0 0.00%
	Under Votes:	28 5.27%	0 0.00%	28 5.27%
<b>UNITED STATES SENATOR, Vote For 1</b>				
DEM	Maria Cantwell	310 58.71%	0 0.00%	310 58.71%
REP	Mike McGavick	211 39.96%	0 0.00%	211 39.96%
LIB	Bruce Guthrie	2 0.38%	0 0.00%	2 0.38%
IND	Robin Adair	3 0.57%	0 0.00%	3 0.57%
GRE	Aaron Dixon	2 0.38%	0 0.00%	2 0.38%
	Cast Votes:	528 99.44%	0 0.00%	528 99.44%
	Over Votes:	0 0.00%	0 0.00%	0 0.00%
	Under Votes:	3 0.56%	0 0.00%	3 0.56%

11/29/2006 Page 231 of 584 2:34PM

200611290246  
Skagit County Auditor



Precinct Report — Official

PRIMARY ELECTION — SKAGIT COUNTY WASHINGTON 2006 GENERAL ELECTION — November 07, 2006


Page 215 of 568

11/29/2006 12:46 PM

Total Number of Voters : 41,641 of 59,998 = 69.40%

Precincts Reporting 118 of 118 = 100.00%

Party	Candidate	Early	Election	Total	
<b>Precinct 153 (Ballots Cast: 531)</b>					
<b>UNITED STATES REPRESENTATIVE DISTRICT #2, Vote For 1</b>					
DEM	Rick Larsen	344	66.28%	0 0.00%	344 66.28%
REP	Doug Roulstone	175	33.72%	0 0.00%	175 33.72%
	<b>Cast Votes:</b>	519	97.74%	0 0.00%	519 97.74%
	<b>Over Votes:</b>	0	0.00%	0 0.00%	0 0.00%
	<b>Under Votes:</b>	12	2.26%	0 0.00%	12 2.26%
<b>STATE REPRESENTATIVE DISTRICT #10 POSITION #1, Vote For 1</b>					
REP	Chris Strow	326	100.00%	0 0.00%	326 100.00%
	<b>Cast Votes:</b>	326	61.39%	0 0.00%	326 61.39%
	<b>Over Votes:</b>	0	0.00%	0 0.00%	0 0.00%
	<b>Under Votes:</b>	205	38.61%	0 0.00%	205 38.61%
<b>STATE REPRESENTATIVE DISTRICT #10 POSITION #2, Vote For 1</b>					
DEM	Tim Knue	293	56.89%	0 0.00%	293 56.89%
REP	Barbara Bailey	222	43.11%	0 0.00%	222 43.11%
	<b>Cast Votes:</b>	515	96.99%	0 0.00%	515 96.99%
	<b>Over Votes:</b>	0	0.00%	0 0.00%	0 0.00%
	<b>Under Votes:</b>	16	3.01%	0 0.00%	16 3.01%
<b>SKAGIT COUNTY ASSESSOR, Vote For 1</b>					
REP	Mark Leander	321	100.00%	0 0.00%	321 100.00%
	<b>Cast Votes:</b>	321	60.45%	0 0.00%	321 60.45%
	<b>Over Votes:</b>	0	0.00%	0 0.00%	0 0.00%
	<b>Under Votes:</b>	210	39.55%	0 0.00%	210 39.55%
<b>SKAGIT COUNTY AUDITOR, Vote For 1</b>					
DEM	Jeanne Youngquist	301	61.05%	0 0.00%	301 61.05%
REP	Norma Hickok-Brummett	192	38.95%	0 0.00%	192 38.95%
	<b>Cast Votes:</b>	493	92.84%	0 0.00%	493 92.84%
	<b>Over Votes:</b>	0	0.00%	0 0.00%	0 0.00%
	<b>Under Votes:</b>	38	7.16%	0 0.00%	38 7.16%
<b>SKAGIT COUNTY CLERK, Vote For 1</b>					
DEM	Nancy Scott	354	100.00%	0 0.00%	354 100.00%
	<b>Cast Votes:</b>	354	66.67%	0 0.00%	354 66.67%
	<b>Over Votes:</b>	0	0.00%	0 0.00%	0 0.00%
	<b>Under Votes:</b>	177	33.33%	0 0.00%	177 33.33%



11/29/2006 Page 232 of 584 2:34PM



Precinct Report — Official

PRIMARY ELECTION — SKAGIT COUNTY WASHINGTON 2006 GENERAL ELECTION — November 07, 2006

Page 216 of 568

11/29/2006 12:46 PM

Total Number of Voters : 41,641 of 59,998 = 69.40%

Precincts Reporting 118 of 118 = 100.00%

Party	Candidate	Early	Election	Total
<b>Precinct 153 (Ballots Cast: 531)</b>				
<b>SKAGIT COUNTY COMMISSIONER DISTRICT 3, Vote For 1</b>				
DEM	Sharon D. Dillon	306 61.08%	0 0.00%	306 61.08%
REP	Ted W. Anderson	195 38.92%	0 0.00%	195 38.92%
	Cast Votes:	501 94.35%	0 0.00%	501 94.35%
	Over Votes:	0 0.00%	0 0.00%	0 0.00%
	Under Votes:	30 5.65%	0 0.00%	30 5.65%
<b>SKAGIT COUNTY CORONER, Vote For 1</b>				
DEM	Daniel Dempsey	368 100.00%	0 0.00%	368 100.00%
	Cast Votes:	368 69.30%	0 0.00%	368 69.30%
	Over Votes:	0 0.00%	0 0.00%	0 0.00%
	Under Votes:	163 30.70%	0 0.00%	163 30.70%
<b>SKAGIT COUNTY PROSECUTING ATTORNEY, Vote For 1</b>				
DEM	Rich Weyrich	259 52.01%	0 0.00%	259 52.01%
REP	Tom Seguire	239 47.99%	0 0.00%	239 47.99%
	Cast Votes:	498 93.79%	0 0.00%	498 93.79%
	Over Votes:	0 0.00%	0 0.00%	0 0.00%
	Under Votes:	33 6.21%	0 0.00%	33 6.21%
<b>SKAGIT COUNTY SHERIFF, Vote For 1</b>				
DEM	Rick Grimstead	255 50.80%	0 0.00%	255 50.80%
REP	Dave Corrion	247 49.20%	0 0.00%	247 49.20%
	Cast Votes:	502 94.54%	0 0.00%	502 94.54%
	Over Votes:	1 0.19%	0 0.00%	1 0.19%
	Under Votes:	28 5.27%	0 0.00%	28 5.27%
<b>SKAGIT COUNTY TREASURER, Vote For 1</b>				
REP	Katie Jungquist	344 100.00%	0 0.00%	344 100.00%
	Cast Votes:	344 64.78%	0 0.00%	344 64.78%
	Over Votes:	0 0.00%	0 0.00%	0 0.00%
	Under Votes:	187 35.22%	0 0.00%	187 35.22%
<b>STATE SUPREME COURT JUSTICE POSITION #2, Vote For 1</b>				
	Susan Owens	290 64.73%	0 0.00%	290 64.73%
	Stephen Johnson	158 35.27%	0 0.00%	158 35.27%
	Cast Votes:	448 84.37%	0 0.00%	448 84.37%
	Over Votes:	1 0.19%	0 0.00%	1 0.19%
	Under Votes:	82 15.44%	0 0.00%	82 15.44%



200611290246

Skagit County Auditor

Precinct Report — Official

PRIMARY ELECTION — SKAGIT COUNTY WASHINGTON 2006 GENERAL ELECTION — November 07, 2006

Total Number of Voters : 41,641 of 59,998 = 69.40%

Party	Candidate	Early	Election	Total
<b>Precinct 153 (Ballots Cast: 531)</b>				
<b>STATE SUPREME COURT JUSTICE POSITION #8, Vote For 1</b>				
	Gerry L. Alexander	373 100.00%	0 0.00%	373 100.00%
	Cast Votes:	373 70.24%	0 0.00%	373 70.24%
	Over Votes:	0 0.00%	0 0.00%	0 0.00%
	Under Votes:	158 29.76%	0 0.00%	158 29.76%
<b>STATE SUPREME COURT JUSTICE POSITION #9, Vote For 1</b>				
	Tom Chambers	368 100.00%	0 0.00%	368 100.00%
	Cast Votes:	368 69.30%	0 0.00%	368 69.30%
	Over Votes:	0 0.00%	0 0.00%	0 0.00%
	Under Votes:	163 30.70%	0 0.00%	163 30.70%
<b>COURT OF APPEALS DIVISION I DISTRICT #3 POSITION #1, Vote For 1</b>				
	Mary Kay Becker	365 100.00%	0 0.00%	365 100.00%
	Cast Votes:	365 68.74%	0 0.00%	365 68.74%
	Over Votes:	0 0.00%	0 0.00%	0 0.00%
	Under Votes:	166 31.26%	0 0.00%	166 31.26%
<b>DISTRICT COURT JUDGE POSITION 1, Vote For 1</b>				
	Warren M. Gilbert	245 59.90%	0 0.00%	245 59.90%
	Colleen Kenimond	164 40.10%	0 0.00%	164 40.10%
	Cast Votes:	409 77.02%	0 0.00%	409 77.02%
	Over Votes:	0 0.00%	0 0.00%	0 0.00%
	Under Votes:	122 22.98%	0 0.00%	122 22.98%
<b>DISTRICT COURT JUDGE POSITION 2, Vote For 1</b>				
	David A. Svaren	299 100.00%	0 0.00%	299 100.00%
	Cast Votes:	299 56.31%	0 0.00%	299 56.31%
	Over Votes:	0 0.00%	0 0.00%	0 0.00%
	Under Votes:	232 43.69%	0 0.00%	232 43.69%
<b>PUBLIC UTILITY DISTRICT COMMISSIONER NO. 2, Vote For 1</b>				
	Robbie Robertson	199 55.90%	0 0.00%	199 55.90%
	Michael C. Newman	157 44.10%	0 0.00%	157 44.10%
	Cast Votes:	356 67.04%	0 0.00%	356 67.04%
	Over Votes:	0 0.00%	0 0.00%	0 0.00%
	Under Votes:	175 32.96%	0 0.00%	175 32.96%



200611290246  
 Skagit County Auditor  
 11/29/2006 Page 234 of 584 2:34PM

Precinct Report — Official

PRIMARY ELECTION — SKAGIT COUNTY WASHINGTON 2006 GENERAL ELECTION — November 07, 2006

Page 218 of 568

11/29/2006 12:46 PM

Total Number of Voters : 41,641 of 59,998 = 69.40%

Precincts Reporting 118 of 118 = 100.00%

Party	Candidate	Early	Election	Total
<b>Precinct 154 (Ballots Cast: 265)</b>				
<b>INITIATIVE MEASURE NO. 920, Vote For 1</b>				
	Yes	109 42.25%	0 0.00%	109 42.25%
	No	149 57.75%	0 0.00%	149 57.75%
	Cast Votes:	258 97.36%	0 0.00%	258 97.36%
	Over Votes:	0 0.00%	0 0.00%	0 0.00%
	Under Votes:	7 2.64%	0 0.00%	7 2.64%
<b>INITIATIVE MEASURE NO. 933, Vote For 1</b>				
	Yes	114 43.35%	0 0.00%	114 43.35%
	No	149 56.65%	0 0.00%	149 56.65%
	Cast Votes:	263 99.25%	0 0.00%	263 99.25%
	Over Votes:	0 0.00%	0 0.00%	0 0.00%
	Under Votes:	2 0.75%	0 0.00%	2 0.75%
<b>INITIATIVE MEASURE NO. 937, Vote For 1</b>				
	Yes	109 42.58%	0 0.00%	109 42.58%
	No	147 57.42%	0 0.00%	147 57.42%
	Cast Votes:	256 96.60%	0 0.00%	256 96.60%
	Over Votes:	0 0.00%	0 0.00%	0 0.00%
	Under Votes:	9 3.40%	0 0.00%	9 3.40%
<b>HOUSE JOINT RESOLUTION 4223, Vote For 1</b>				
	Approved	214 84.92%	0 0.00%	214 84.92%
	Rejected	38 15.08%	0 0.00%	38 15.08%
	Cast Votes:	252 95.09%	0 0.00%	252 95.09%
	Over Votes:	0 0.00%	0 0.00%	0 0.00%
	Under Votes:	13 4.91%	0 0.00%	13 4.91%
<b>PROPOSITION NO. 1 Emergency Medical Services Levy (Skagit County Medic 1), Vote For 1</b>				
	Yes	135 52.94%	0 0.00%	135 52.94%
	No	120 47.06%	0 0.00%	120 47.06%
	Cast Votes:	255 96.23%	0 0.00%	255 96.23%
	Over Votes:	0 0.00%	0 0.00%	0 0.00%
	Under Votes:	10 3.77%	0 0.00%	10 3.77%
<b>UNITED STATES SENATOR, Vote For 1</b>				
DEM	Maria Cantwell	127 48.47%	0 0.00%	127 48.47%
REP	Mike McGavick	119 45.42%	0 0.00%	119 45.42%
LIB	Bruce Guthrie	4 1.53%	0 0.00%	4 1.53%
IND	Robin Adair	7 2.67%	0 0.00%	7 2.67%
GRE	Aaron Dixon	5 1.91%	0 0.00%	5 1.91%
	Cast Votes:	262 98.87%	0 0.00%	262 98.87%
	Over Votes:	0 0.00%	0 0.00%	0 0.00%
	Under Votes:	3 1.13%	0 0.00%	3 1.13%

11/29/2006 Page 235 of 584 2:34PM

200611290246  
Skagit County Auditor



Precinct Report — Official

PRIMARY ELECTION — SKAGIT COUNTY WASHINGTON 2006 GENERAL ELECTION — November 07, 2006

Page 219 of 568

11/29/2006 12:46 PM

Total Number of Voters : 41,641 of 59,998 = 69.40%

Precincts Reporting 118 of 118 = 100.00%

Party	Candidate	Early	Election	Total
-------	-----------	-------	----------	-------

Precinct 154 (Ballots Cast: 265)

UNITED STATES REPRESENTATIVE DISTRICT #2, Vote For 1

DEM	Rick Larsen	163	63.67%	0	0.00%	163	63.67%
REP	Doug Roulstone	93	36.33%	0	0.00%	93	36.33%
Cast Votes:		256	96.60%	0	0.00%	256	96.60%
Over Votes:		0	0.00%	0	0.00%	0	0.00%
Under Votes:		9	3.40%	0	0.00%	9	3.40%

STATE REPRESENTATIVE DISTRICT #39 POSITION #1, Vote For 1

DEM	Scott Olson	106	43.09%	0	0.00%	106	43.09%
REP	Dan Kristiansen	140	56.91%	0	0.00%	140	56.91%
Cast Votes:		246	92.83%	0	0.00%	246	92.83%
Over Votes:		0	0.00%	0	0.00%	0	0.00%
Under Votes:		19	7.17%	0	0.00%	19	7.17%

STATE REPRESENTATIVE DISTRICT #39 POSITION #2, Vote For 1

REP	Kirk Pearson	187	100.00%	0	0.00%	187	100.00%
Cast Votes:		187	70.57%	0	0.00%	187	70.57%
Over Votes:		0	0.00%	0	0.00%	0	0.00%
Under Votes:		78	29.43%	0	0.00%	78	29.43%

SKAGIT COUNTY ASSESSOR, Vote For 1

REP	Mark Leander	189	100.00%	0	0.00%	189	100.00%
Cast Votes:		189	71.32%	0	0.00%	189	71.32%
Over Votes:		0	0.00%	0	0.00%	0	0.00%
Under Votes:		76	28.68%	0	0.00%	76	28.68%

SKAGIT COUNTY AUDITOR, Vote For 1

DEM	Jeanne Youngquist	119	48.57%	0	0.00%	119	48.57%
REP	Norma Hickok-Brummett	126	51.43%	0	0.00%	126	51.43%
Cast Votes:		245	92.45%	0	0.00%	245	92.45%
Over Votes:		0	0.00%	0	0.00%	0	0.00%
Under Votes:		20	7.55%	0	0.00%	20	7.55%

SKAGIT COUNTY CLERK, Vote For 1

DEM	Nancy Scott	185	100.00%	0	0.00%	185	100.00%
Cast Votes:		185	69.81%	0	0.00%	185	69.81%
Over Votes:		0	0.00%	0	0.00%	0	0.00%
Under Votes:		80	30.19%	0	0.00%	80	30.19%



200611290246  
Skagit County Auditor

11/29/2006 Page 236 of 584 2:34PM

Precinct Report — Official

PRIMARY ELECTION — SKAGIT COUNTY WASHINGTON 2006 GENERAL ELECTION — November 07, 2006

Page 220 of 568

11/29/2006 12:46 PM

Total Number of Voters : 41,641 of 59,998 = 69.40%

Precincts Reporting 118 of 118 = 100.00%

Party	Candidate	Early	Election	Total	
<b>Precinct 154 (Ballots Cast: 265)</b>					
<b>SKAGIT COUNTY COMMISSIONER DISTRICT 3, Vote For 1</b>					
DEM	Sharon D. Dillon	138	53.49%	0 0.00%	138 53.49%
REP	Ted W. Anderson	120	46.51%	0 0.00%	120 46.51%
	Cast Votes:	258	97.36%	0 0.00%	258 97.36%
	Over Votes:	1	0.38%	0 0.00%	1 0.38%
	Under Votes:	6	2.26%	0 0.00%	6 2.26%
<b>SKAGIT COUNTY CORONER, Vote For 1</b>					
DEM	Daniel Dempsey	183	100.00%	0 0.00%	183 100.00%
	Cast Votes:	183	69.06%	0 0.00%	183 69.06%
	Over Votes:	0	0.00%	0 0.00%	0 0.00%
	Under Votes:	82	30.94%	0 0.00%	82 30.94%
<b>SKAGIT COUNTY PROSECUTING ATTORNEY, Vote For 1</b>					
DEM	Rich Weyrich	123	52.34%	0 0.00%	123 52.34%
REP	Tom Seguire	112	47.66%	0 0.00%	112 47.66%
	Cast Votes:	235	88.68%	0 0.00%	235 88.68%
	Over Votes:	0	0.00%	0 0.00%	0 0.00%
	Under Votes:	30	11.32%	0 0.00%	30 11.32%
<b>SKAGIT COUNTY SHERIFF, Vote For 1</b>					
DEM	Rick Grimstead	101	41.91%	0 0.00%	101 41.91%
REP	Dave Corrion	140	58.09%	0 0.00%	140 58.09%
	Cast Votes:	241	90.94%	0 0.00%	241 90.94%
	Over Votes:	0	0.00%	0 0.00%	0 0.00%
	Under Votes:	24	9.06%	0 0.00%	24 9.06%
<b>SKAGIT COUNTY TREASURER, Vote For 1</b>					
REP	Katie Jungquist	201	100.00%	0 0.00%	201 100.00%
	Cast Votes:	201	75.85%	0 0.00%	201 75.85%
	Over Votes:	0	0.00%	0 0.00%	0 0.00%
	Under Votes:	64	24.15%	0 0.00%	64 24.15%
<b>STATE SUPREME COURT JUSTICE POSITION #2, Vote For 1</b>					
	Susan Owens	124	55.11%	0 0.00%	124 55.11%
	Stephen Johnson	101	44.89%	0 0.00%	101 44.89%
	Cast Votes:	225	84.91%	0 0.00%	225 84.91%
	Over Votes:	0	0.00%	0 0.00%	0 0.00%
	Under Votes:	40	15.09%	0 0.00%	40 15.09%



200611290246

Skagit County Auditor

Precinct Report — Official

PRIMARY ELECTION — SKAGIT COUNTY WASHINGTON 2006 GENERAL ELECTION — November 07, 2006

Page 221 of 568

11/29/2006 12:46 PM

Precincts Reporting 118 of 118 = 100.00%

Total Number of Voters : 41,641 of 59,998 = 69.40%

Party	Candidate	Early	Election	Total
<b>Precinct 154 (Ballots Cast: 265)</b>				
<b>STATE SUPREME COURT JUSTICE POSITION #8, Vote For 1</b>				
	Gerry L. Alexander	180 100.00%	0 0.00%	180 100.00%
	Cast Votes:	180 67.92%	0 0.00%	180 67.92%
	Over Votes:	0 0.00%	0 0.00%	0 0.00%
	Under Votes:	85 32.08%	0 0.00%	85 32.08%
<b>STATE SUPREME COURT JUSTICE POSITION #9, Vote For 1</b>				
	Tom Chambers	176 100.00%	0 0.00%	176 100.00%
	Cast Votes:	176 66.42%	0 0.00%	176 66.42%
	Over Votes:	0 0.00%	0 0.00%	0 0.00%
	Under Votes:	89 33.58%	0 0.00%	89 33.58%
<b>COURT OF APPEALS DIVISION I DISTRICT #3 POSITION #1, Vote For 1</b>				
	Mary Kay Becker	172 100.00%	0 0.00%	172 100.00%
	Cast Votes:	172 64.91%	0 0.00%	172 64.91%
	Over Votes:	0 0.00%	0 0.00%	0 0.00%
	Under Votes:	93 35.09%	0 0.00%	93 35.09%
<b>DISTRICT COURT JUDGE POSITION 1, Vote For 1</b>				
	Warren M. Gilbert	134 60.09%	0 0.00%	134 60.09%
	Colleen Kenimond	89 39.91%	0 0.00%	89 39.91%
	Cast Votes:	223 84.15%	0 0.00%	223 84.15%
	Over Votes:	0 0.00%	0 0.00%	0 0.00%
	Under Votes:	42 15.85%	0 0.00%	42 15.85%
<b>DISTRICT COURT JUDGE POSITION 2, Vote For 1</b>				
	David A. Svaren	169 100.00%	0 0.00%	169 100.00%
	Cast Votes:	169 63.77%	0 0.00%	169 63.77%
	Over Votes:	0 0.00%	0 0.00%	0 0.00%
	Under Votes:	96 36.23%	0 0.00%	96 36.23%
<b>PUBLIC UTILITY DISTRICT COMMISSIONER NO. 2, Vote For 1</b>				
	Robbie Robertson	101 53.16%	0 0.00%	101 53.16%
	Michael C. Newman	89 46.84%	0 0.00%	89 46.84%
	Cast Votes:	190 71.70%	0 0.00%	190 71.70%
	Over Votes:	0 0.00%	0 0.00%	0 0.00%
	Under Votes:	75 28.30%	0 0.00%	75 28.30%



200611290246  
Skagit County Auditor

11/29/2006 Page 238 of 584 2:34PM

Precinct Report — Official

PRIMARY ELECTION — SKAGIT COUNTY WASHINGTON 2006 GENERAL ELECTION — November 07, 2006

Total Number of Voters : 41,641 of 59,998 = 69.40%

Precincts Reporting 118 of 118 = 100.00%

Party	Candidate	Early	Election	Total
<b>Precinct 155 (Ballots Cast: 603)</b>				
<b>INITIATIVE MEASURE NO. 920, Vote For 1</b>				
	Yes	196 33.79%	0 0.00%	196 33.79%
	No	384 66.21%	0 0.00%	384 66.21%
	Cast Votes:	580 96.19%	0 0.00%	580 96.19%
	Over Votes:	0 0.00%	0 0.00%	0 0.00%
	Under Votes:	23 3.81%	0 0.00%	23 3.81%
<b>INITIATIVE MEASURE NO. 933, Vote For 1</b>				
	Yes	226 38.44%	0 0.00%	226 38.44%
	No	362 61.56%	0 0.00%	362 61.56%
	Cast Votes:	588 97.51%	0 0.00%	588 97.51%
	Over Votes:	0 0.00%	0 0.00%	0 0.00%
	Under Votes:	15 2.49%	0 0.00%	15 2.49%
<b>INITIATIVE MEASURE NO. 937, Vote For 1</b>				
	Yes	237 41.73%	0 0.00%	237 41.73%
	No	331 58.27%	0 0.00%	331 58.27%
	Cast Votes:	568 94.20%	0 0.00%	568 94.20%
	Over Votes:	0 0.00%	0 0.00%	0 0.00%
	Under Votes:	35 5.80%	0 0.00%	35 5.80%
<b>HOUSE JOINT RESOLUTION 4223, Vote For 1</b>				
	Approved	402 72.04%	0 0.00%	402 72.04%
	Rejected	156 27.96%	0 0.00%	156 27.96%
	Cast Votes:	558 92.54%	0 0.00%	558 92.54%
	Over Votes:	0 0.00%	0 0.00%	0 0.00%
	Under Votes:	45 7.46%	0 0.00%	45 7.46%
<b>PROPOSITION NO. 1 Emergency Medical Services Levy (Skagit County Medic 1), Vote For 1</b>				
	Yes	325 57.93%	0 0.00%	325 57.93%
	No	236 42.07%	0 0.00%	236 42.07%
	Cast Votes:	561 93.03%	0 0.00%	561 93.03%
	Over Votes:	0 0.00%	0 0.00%	0 0.00%
	Under Votes:	42 6.97%	0 0.00%	42 6.97%
<b>UNITED STATES SENATOR, Vote For 1</b>				
DEM	Maria Cantwell	287 48.24%	0 0.00%	287 48.24%
REP	Mike McGavick	290 48.74%	0 0.00%	290 48.74%
LIB	Bruce Guthrie	11 1.85%	0 0.00%	11 1.85%
IND	Robin Adair	4 0.67%	0 0.00%	4 0.67%
GRE	Aaron Dixon	3 0.50%	0 0.00%	3 0.50%
	Cast Votes:	595 98.67%	0 0.00%	595 98.67%
	Over Votes:	0 0.00%	0 0.00%	0 0.00%
	Under Votes:	8 1.33%	0 0.00%	8 1.33%

11/29/2006 Page 239 of 584 2:34PM  
 Skagit County Auditor  
 200611290246



Precinct Report — Official

PRIMARY ELECTION — SKAGIT COUNTY WASHINGTON 2006 GENERAL ELECTION — November 07, 2006

Page 223 of 568

11/29/2006 12:46 PM

Total Number of Voters : 41,641 of 59,998 = 69.40%

Precincts Reporting 118 of 118 = 100.00%

Party	Candidate	Early	Election	Total		
<b>Precinct 155 (Ballots Cast: 603)</b>						
<b>UNITED STATES REPRESENTATIVE DISTRICT #2, Vote For 1</b>						
DEM	Rick Larsen	397	67.52%	0 0.00%	397	67.52%
REP	Doug Roulstone	191	32.48%	0 0.00%	191	32.48%
	<b>Cast Votes:</b>	588	97.51%	0 0.00%	588	97.51%
	<b>Over Votes:</b>	0	0.00%	0 0.00%	0	0.00%
	<b>Under Votes:</b>	15	2.49%	0 0.00%	15	2.49%
<b>STATE REPRESENTATIVE DISTRICT #39 POSITION #1, Vote For 1</b>						
DEM	Scott Olson	244	42.96%	0 0.00%	244	42.96%
REP	Dan Kristiansen	324	57.04%	0 0.00%	324	57.04%
	<b>Cast Votes:</b>	568	94.20%	0 0.00%	568	94.20%
	<b>Over Votes:</b>	0	0.00%	0 0.00%	0	0.00%
	<b>Under Votes:</b>	35	5.80%	0 0.00%	35	5.80%
<b>STATE REPRESENTATIVE DISTRICT #39 POSITION #2, Vote For 1</b>						
REP	Kirk Pearson	439	100.00%	0 0.00%	439	100.00%
	<b>Cast Votes:</b>	439	72.80%	0 0.00%	439	72.80%
	<b>Over Votes:</b>	0	0.00%	0 0.00%	0	0.00%
	<b>Under Votes:</b>	164	27.20%	0 0.00%	164	27.20%
<b>SKAGIT COUNTY ASSESSOR, Vote For 1</b>						
REP	Mark Leander	431	100.00%	0 0.00%	431	100.00%
	<b>Cast Votes:</b>	431	71.48%	0 0.00%	431	71.48%
	<b>Over Votes:</b>	0	0.00%	0 0.00%	0	0.00%
	<b>Under Votes:</b>	172	28.52%	0 0.00%	172	28.52%
<b>SKAGIT COUNTY AUDITOR, Vote For 1</b>						
DEM	Jeanne Youngquist	298	52.56%	0 0.00%	298	52.56%
REP	Norma Hickok-Brummett	269	47.44%	0 0.00%	269	47.44%
	<b>Cast Votes:</b>	567	94.03%	0 0.00%	567	94.03%
	<b>Over Votes:</b>	0	0.00%	0 0.00%	0	0.00%
	<b>Under Votes:</b>	36	5.97%	0 0.00%	36	5.97%
<b>SKAGIT COUNTY CLERK, Vote For 1</b>						
DEM	Nancy Scott	420	100.00%	0 0.00%	420	100.00%
	<b>Cast Votes:</b>	420	69.65%	0 0.00%	420	69.65%
	<b>Over Votes:</b>	0	0.00%	0 0.00%	0	0.00%
	<b>Under Votes:</b>	183	30.35%	0 0.00%	183	30.35%



200611290246  
Skagit County Auditor

11/29/2006 Page 240 of 584 2:34PM



Precinct Report — Official

PRIMARY ELECTION — SKAGIT COUNTY WASHINGTON 2006 GENERAL ELECTION — November 07, 2006

Page 224 of 568

11/29/2006 12:46 PM

Total Number of Voters : 41,641 of 59,998 = 69.40%

Precincts Reporting 118 of 118 = 100.00%

Party	Candidate	Early	Election	Total
<b>Precinct 155 (Ballots Cast: 603)</b>				
<b>SKAGIT COUNTY COMMISSIONER DISTRICT 3, Vote For 1</b>				
DEM	Sharon D. Dillon	248 43.06%	0 0.00%	248 43.06%
REP	Ted W. Anderson	328 56.94%	0 0.00%	328 56.94%
	Cast Votes:	576 95.52%	0 0.00%	576 95.52%
	Over Votes:	0 0.00%	0 0.00%	0 0.00%
	Under Votes:	27 4.48%	0 0.00%	27 4.48%
<b>SKAGIT COUNTY CORONER, Vote For 1</b>				
DEM	Daniel Dempsey	421 100.00%	0 0.00%	421 100.00%
	Cast Votes:	421 69.82%	0 0.00%	421 69.82%
	Over Votes:	0 0.00%	0 0.00%	0 0.00%
	Under Votes:	182 30.18%	0 0.00%	182 30.18%
<b>SKAGIT COUNTY PROSECUTING ATTORNEY, Vote For 1</b>				
DEM	Rich Weyrich	320 56.44%	0 0.00%	320 56.44%
REP	Tom Seguire	247 43.56%	0 0.00%	247 43.56%
	Cast Votes:	567 94.03%	0 0.00%	567 94.03%
	Over Votes:	0 0.00%	0 0.00%	0 0.00%
	Under Votes:	36 5.97%	0 0.00%	36 5.97%
<b>SKAGIT COUNTY SHERIFF, Vote For 1</b>				
DEM	Rick Grimstead	262 45.96%	0 0.00%	262 45.96%
REP	Dave Corrion	308 54.04%	0 0.00%	308 54.04%
	Cast Votes:	570 94.53%	0 0.00%	570 94.53%
	Over Votes:	0 0.00%	0 0.00%	0 0.00%
	Under Votes:	33 5.47%	0 0.00%	33 5.47%
<b>SKAGIT COUNTY TREASURER, Vote For 1</b>				
REP	Katie Jungquist	448 100.00%	0 0.00%	448 100.00%
	Cast Votes:	448 74.30%	0 0.00%	448 74.30%
	Over Votes:	0 0.00%	0 0.00%	0 0.00%
	Under Votes:	155 25.70%	0 0.00%	155 25.70%
<b>STATE SUPREME COURT JUSTICE POSITION #2, Vote For 1</b>				
	Susan Owens	284 54.93%	0 0.00%	284 54.93%
	Stephen Johnson	233 45.07%	0 0.00%	233 45.07%
	Cast Votes:	517 85.74%	0 0.00%	517 85.74%
	Over Votes:	0 0.00%	0 0.00%	0 0.00%
	Under Votes:	86 14.26%	0 0.00%	86 14.26%



200611290246  
Skagit County Auditor

Precinct Report — Official

PRIMARY ELECTION — SKAGIT COUNTY WASHINGTON 2006 GENERAL ELECTION — November 07, 2006

Page 225 of 568

11/29/2006 12:46 PM

Total Number of Voters : 41,641 of 59,998 = 69.40%

Precincts Reporting 118 of 118 = 100.00%

Party	Candidate	Early	Election	Total
-------	-----------	-------	----------	-------

Precinct 155 (Ballots Cast: 603)

<b>STATE SUPREME COURT JUSTICE POSITION #8, Vote For 1</b>							
	Gerry L. Alexander	396	100.00%	0	0.00%	396	100.00%
	Cast Votes:	396	65.67%	0	0.00%	396	65.67%
	Over Votes:	0	0.00%	0	0.00%	0	0.00%
	Under Votes:	207	34.33%	0	0.00%	207	34.33%
<b>STATE SUPREME COURT JUSTICE POSITION #9, Vote For 1</b>							
	Tom Chambers	397	100.00%	0	0.00%	397	100.00%
	Cast Votes:	397	65.84%	0	0.00%	397	65.84%
	Over Votes:	0	0.00%	0	0.00%	0	0.00%
	Under Votes:	206	34.16%	0	0.00%	206	34.16%
<b>COURT OF APPEALS DIVISION I DISTRICT #3 POSITION #1, Vote For 1</b>							
	Mary Kay Becker	402	100.00%	0	0.00%	402	100.00%
	Cast Votes:	402	66.67%	0	0.00%	402	66.67%
	Over Votes:	0	0.00%	0	0.00%	0	0.00%
	Under Votes:	201	33.33%	0	0.00%	201	33.33%
<b>DISTRICT COURT JUDGE POSITION 1, Vote For 1</b>							
	Warren M. Gilbert	282	55.29%	0	0.00%	282	55.29%
	Colleen Kenimond	228	44.71%	0	0.00%	228	44.71%
	Cast Votes:	510	84.58%	0	0.00%	510	84.58%
	Over Votes:	0	0.00%	0	0.00%	0	0.00%
	Under Votes:	93	15.42%	0	0.00%	93	15.42%
<b>DISTRICT COURT JUDGE POSITION 2, Vote For 1</b>							
	David A. Svaren	392	100.00%	0	0.00%	392	100.00%
	Cast Votes:	392	65.01%	0	0.00%	392	65.01%
	Over Votes:	0	0.00%	0	0.00%	0	0.00%
	Under Votes:	211	34.99%	0	0.00%	211	34.99%
<b>PUBLIC UTILITY DISTRICT COMMISSIONER NO. 2, Vote For 1</b>							
	Robbie Robertson	279	58.13%	0	0.00%	279	58.13%
	Michael C. Newman	201	41.88%	0	0.00%	201	41.88%
	Cast Votes:	480	79.60%	0	0.00%	480	79.60%
	Over Votes:	0	0.00%	0	0.00%	0	0.00%
	Under Votes:	123	20.40%	0	0.00%	123	20.40%



200611290246  
Skagit County Auditor

Precinct Report — Official

PRIMARY ELECTION — SKAGIT COUNTY WASHINGTON 2006 GENERAL ELECTION — November 07, 2006

Total Number of Voters : 41,641 of 59,998 = 69.40%

Precincts Reporting 118 of 118 = 100.00%

Party	Candidate	Early	Election	Total
-------	-----------	-------	----------	-------

Precinct 155 (Ballots Cast: 603)

SKAGIT COUNTY BOARD OF COMMISSIONERS PROPOSITION NO. 2 FLUORIDATION ADVISORY MEASURE, Vote For 1

Yes	233	42.52%	0	0.00%	233	42.52%
No	315	57.48%	0	0.00%	315	57.48%
Cast Votes:	548	90.88%	0	0.00%	548	90.88%
Over Votes:	0	0.00%	0	0.00%	0	0.00%
Under Votes:	55	9.12%	0	0.00%	55	9.12%



Precinct Report — Official

PRIMARY ELECTION — SKAGIT COUNTY WASHINGTON 2006 GENERAL ELECTION — November 07, 2006

Page 227 of 568

11/29/2006 12:46 PM

Total Number of Voters : 41,641 of 59,998 = 69.40%

Precincts Reporting 118 of 118 = 100.00%

Party	Candidate	Early	Election	Total
-------	-----------	-------	----------	-------

Precinct 156 (Ballots Cast: 372)

INITIATIVE MEASURE NO. 920, Vote For 1

Yes	142	40.00%	0	0.00%	142	40.00%
No	213	60.00%	0	0.00%	213	60.00%
Cast Votes:	355	95.43%	0	0.00%	355	95.43%
Over Votes:	1	0.27%	0	0.00%	1	0.27%
Under Votes:	16	4.30%	0	0.00%	16	4.30%

INITIATIVE MEASURE NO. 933, Vote For 1

Yes	132	37.08%	0	0.00%	132	37.08%
No	224	62.92%	0	0.00%	224	62.92%
Cast Votes:	356	95.70%	0	0.00%	356	95.70%
Over Votes:	0	0.00%	0	0.00%	0	0.00%
Under Votes:	16	4.30%	0	0.00%	16	4.30%

INITIATIVE MEASURE NO. 937, Vote For 1

Yes	135	38.90%	0	0.00%	135	38.90%
No	212	61.10%	0	0.00%	212	61.10%
Cast Votes:	347	93.28%	0	0.00%	347	93.28%
Over Votes:	0	0.00%	0	0.00%	0	0.00%
Under Votes:	25	6.72%	0	0.00%	25	6.72%

HOUSE JOINT RESOLUTION 4223, Vote For 1

Approved	286	81.25%	0	0.00%	286	81.25%
Rejected	66	18.75%	0	0.00%	66	18.75%
Cast Votes:	352	94.62%	0	0.00%	352	94.62%
Over Votes:	0	0.00%	0	0.00%	0	0.00%
Under Votes:	20	5.38%	0	0.00%	20	5.38%

PROPOSITION NO. 1 Emergency Medical Services Levy (Skagit County Medic 1), Vote For 1

Yes	236	66.67%	0	0.00%	236	66.67%
No	118	33.33%	0	0.00%	118	33.33%
Cast Votes:	354	95.16%	0	0.00%	354	95.16%
Over Votes:	0	0.00%	0	0.00%	0	0.00%
Under Votes:	18	4.84%	0	0.00%	18	4.84%

UNITED STATES SENATOR, Vote For 1

DEM	Maria Cantwell	173	47.27%	0	0.00%	173	47.27%
REP	Mike McGavick	182	49.73%	0	0.00%	182	49.73%
LIB	Bruce Guthrie	7	1.91%	0	0.00%	7	1.91%
IND	Robin Adair	3	0.82%	0	0.00%	3	0.82%
GRE	Aaron Dixon	1	0.27%	0	0.00%	1	0.27%
Cast Votes:		366	98.39%	0	0.00%	366	98.39%
Over Votes:		0	0.00%	0	0.00%	0	0.00%
Under Votes:		6	1.61%	0	0.00%	6	1.61%



200611290246  
Skagit County Auditor

11/29/2006 Page 244 of 584 2:34PM

**Precinct Report — Official**

**PRIMARY ELECTION — SKAGIT COUNTY WASHINGTON 2006 GENERAL ELECTION — November 07, 2006**

Page 228 of 568

11/29/2006 12:46 PM

Total Number of Voters : 41,641 of 59,998 = 69.40%

Precincts Reporting 118 of 118 = 100.00%

Party	Candidate	Early	Election	Total
<b>Precinct 156 (Ballots Cast: 372)</b>				
<b>UNITED STATES REPRESENTATIVE DISTRICT #2, Vote For 1</b>				
DEM	Rick Larsen	227	62.71%	227
REP	Doug Roulstone	135	37.29%	135
	<b>Cast Votes:</b>	<b>362</b>	<b>97.31%</b>	<b>362</b>
	<b>Over Votes:</b>	<b>0</b>	<b>0.00%</b>	<b>0</b>
	<b>Under Votes:</b>	<b>10</b>	<b>2.69%</b>	<b>10</b>
<b>STATE REPRESENTATIVE DISTRICT #10 POSITION #1, Vote For 1</b>				
REP	Chris Strow	277	100.00%	277
	<b>Cast Votes:</b>	<b>277</b>	<b>74.46%</b>	<b>277</b>
	<b>Over Votes:</b>	<b>0</b>	<b>0.00%</b>	<b>0</b>
	<b>Under Votes:</b>	<b>95</b>	<b>25.54%</b>	<b>95</b>
<b>STATE REPRESENTATIVE DISTRICT #10 POSITION #2, Vote For 1</b>				
DEM	Tim Knue	173	49.15%	173
REP	Barbara Bailey	179	50.85%	179
	<b>Cast Votes:</b>	<b>352</b>	<b>94.62%</b>	<b>352</b>
	<b>Over Votes:</b>	<b>0</b>	<b>0.00%</b>	<b>0</b>
	<b>Under Votes:</b>	<b>20</b>	<b>5.38%</b>	<b>20</b>
<b>SKAGIT COUNTY ASSESSOR, Vote For 1</b>				
REP	Mark Leander	278	100.00%	278
	<b>Cast Votes:</b>	<b>278</b>	<b>74.73%</b>	<b>278</b>
	<b>Over Votes:</b>	<b>0</b>	<b>0.00%</b>	<b>0</b>
	<b>Under Votes:</b>	<b>94</b>	<b>25.27%</b>	<b>94</b>
<b>SKAGIT COUNTY AUDITOR, Vote For 1</b>				
DEM	Jeanne Youngquist	184	51.40%	184
REP	Norma Hickok-Brummett	174	48.60%	174
	<b>Cast Votes:</b>	<b>358</b>	<b>96.24%</b>	<b>358</b>
	<b>Over Votes:</b>	<b>1</b>	<b>0.27%</b>	<b>1</b>
	<b>Under Votes:</b>	<b>13</b>	<b>3.49%</b>	<b>13</b>
<b>SKAGIT COUNTY CLERK, Vote For 1</b>				
DEM	Nancy Scott	274	100.00%	274
	<b>Cast Votes:</b>	<b>274</b>	<b>73.66%</b>	<b>274</b>
	<b>Over Votes:</b>	<b>0</b>	<b>0.00%</b>	<b>0</b>
	<b>Under Votes:</b>	<b>98</b>	<b>26.34%</b>	<b>98</b>



200611290246

Skagit County Auditor

Precinct Report — Official

PRIMARY ELECTION — SKAGIT COUNTY WASHINGTON 2006 GENERAL ELECTION — November 07, 2006

Page 229 of 568

11/29/2006 12:46 PM

Total Number of Voters : 41,641 of 59,998 = 69.40%

Precincts Reporting 118 of 118 = 100.00%

Party	Candidate	Early	Election	Total			
<b>Precinct 156 (Ballots Cast: 372)</b>							
<b>SKAGIT COUNTY COMMISSIONER DISTRICT 3, Vote For 1</b>							
DEM	Sharon D. Dillon	214	59.94%	0	0.00%	214	59.94%
REP	Ted W. Anderson	143	40.06%	0	0.00%	143	40.06%
	Cast Votes:	357	95.97%	0	0.00%	357	95.97%
	Over Votes:	0	0.00%	0	0.00%	0	0.00%
	Under Votes:	15	4.03%	0	0.00%	15	4.03%
<b>SKAGIT COUNTY CORONER, Vote For 1</b>							
DEM	Daniel Dempsey	276	100.00%	0	0.00%	276	100.00%
	Cast Votes:	276	74.19%	0	0.00%	276	74.19%
	Over Votes:	0	0.00%	0	0.00%	0	0.00%
	Under Votes:	96	25.81%	0	0.00%	96	25.81%
<b>SKAGIT COUNTY PROSECUTING ATTORNEY, Vote For 1</b>							
DEM	Rich Weyrich	201	55.99%	0	0.00%	201	55.99%
REP	Tom Seguire	158	44.01%	0	0.00%	158	44.01%
	Cast Votes:	359	96.51%	0	0.00%	359	96.51%
	Over Votes:	0	0.00%	0	0.00%	0	0.00%
	Under Votes:	13	3.49%	0	0.00%	13	3.49%
<b>SKAGIT COUNTY SHERIFF, Vote For 1</b>							
DEM	Rick Grimstead	184	51.25%	0	0.00%	184	51.25%
REP	Dave Corrion	175	48.75%	0	0.00%	175	48.75%
	Cast Votes:	359	96.51%	0	0.00%	359	96.51%
	Over Votes:	0	0.00%	0	0.00%	0	0.00%
	Under Votes:	13	3.49%	0	0.00%	13	3.49%
<b>SKAGIT COUNTY TREASURER, Vote For 1</b>							
REP	Katie Jungquist	293	100.00%	0	0.00%	293	100.00%
	Cast Votes:	293	78.76%	0	0.00%	293	78.76%
	Over Votes:	0	0.00%	0	0.00%	0	0.00%
	Under Votes:	79	21.24%	0	0.00%	79	21.24%
<b>STATE SUPREME COURT JUSTICE POSITION #2, Vote For 1</b>							
	Susan Owens	182	57.96%	0	0.00%	182	57.96%
	Stephen Johnson	132	42.04%	0	0.00%	132	42.04%
	Cast Votes:	314	84.41%	0	0.00%	314	84.41%
	Over Votes:	0	0.00%	0	0.00%	0	0.00%
	Under Votes:	58	15.59%	0	0.00%	58	15.59%



200611290246  
Skagit County Auditor

11/29/2006 Page 246 of 584 2:34PM

Precinct Report — Official

PRIMARY ELECTION — SKAGIT COUNTY WASHINGTON 2006 GENERAL ELECTION — November 07, 2006

Page 230 of 568

11/29/2006 12:46 PM

Total Number of Voters : 41,641 of 59,998 = 69.40%

Precincts Reporting 118 of 118 = 100.00%

Party	Candidate	Early	Election	Total
<b>Precinct 156 (Ballots Cast: 372)</b>				
<b>STATE SUPREME COURT JUSTICE POSITION #8, Vote For 1</b>				
	Gerry L. Alexander	248 100.00%	0 0.00%	248 100.00%
	Cast Votes:	248 66.67%	0 0.00%	248 66.67%
	Over Votes:	0 0.00%	0 0.00%	0 0.00%
	Under Votes:	124 33.33%	0 0.00%	124 33.33%
<b>STATE SUPREME COURT JUSTICE POSITION #9, Vote For 1</b>				
	Tom Chambers	238 100.00%	0 0.00%	238 100.00%
	Cast Votes:	238 63.98%	0 0.00%	238 63.98%
	Over Votes:	0 0.00%	0 0.00%	0 0.00%
	Under Votes:	134 36.02%	0 0.00%	134 36.02%
<b>COURT OF APPEALS DIVISION I DISTRICT #3 POSITION #1, Vote For 1</b>				
	Mary Kay Becker	247 100.00%	0 0.00%	247 100.00%
	Cast Votes:	247 66.40%	0 0.00%	247 66.40%
	Over Votes:	0 0.00%	0 0.00%	0 0.00%
	Under Votes:	125 33.60%	0 0.00%	125 33.60%
<b>DISTRICT COURT JUDGE POSITION 1, Vote For 1</b>				
	Warren M. Gilbert	203 63.64%	0 0.00%	203 63.64%
	Colleen Kenimond	116 36.36%	0 0.00%	116 36.36%
	Cast Votes:	319 85.75%	0 0.00%	319 85.75%
	Over Votes:	0 0.00%	0 0.00%	0 0.00%
	Under Votes:	53 14.25%	0 0.00%	53 14.25%
<b>DISTRICT COURT JUDGE POSITION 2, Vote For 1</b>				
	David A. Svaren	263 100.00%	0 0.00%	263 100.00%
	Cast Votes:	263 70.70%	0 0.00%	263 70.70%
	Over Votes:	0 0.00%	0 0.00%	0 0.00%
	Under Votes:	109 29.30%	0 0.00%	109 29.30%
<b>PUBLIC UTILITY DISTRICT COMMISSIONER NO. 2, Vote For 1</b>				
	Robbie Robertson	161 56.29%	0 0.00%	161 56.29%
	Michael C. Newman	125 43.71%	0 0.00%	125 43.71%
	Cast Votes:	286 76.88%	0 0.00%	286 76.88%
	Over Votes:	0 0.00%	0 0.00%	0 0.00%
	Under Votes:	86 23.12%	0 0.00%	86 23.12%



200611290246

Skagit County Auditor

Precinct Report — Official

PRIMARY ELECTION — SKAGIT COUNTY WASHINGTON 2006 GENERAL ELECTION — November 07, 2006

Page 231 of 568

11/29/2006 12:46 PM

Total Number of Voters : 41,641 of 59,998 = 69.40%

Precincts Reporting 118 of 118 = 100.00%

Party	Candidate	Early	Election	Total
-------	-----------	-------	----------	-------

Precinct 156 (Ballots Cast: 372)

SKAGIT COUNTY BOARD OF COMMISSIONERS PROPOSITION NO. 2 FLUORIDATION ADVISORY MEASURE, Vote For 1

Yes	200	56.98%	0	0.00%	200	56.98%
No	151	43.02%	0	0.00%	151	43.02%
Cast Votes:	351	94.35%	0	0.00%	351	94.35%
Over Votes:	0	0.00%	0	0.00%	0	0.00%
Under Votes:	21	5.65%	0	0.00%	21	5.65%



200611290246

Skagit County Auditor

11/29/2006 Page 248 of 584 2:34PM



Precinct Report — Official

PRIMARY ELECTION — SKAGIT COUNTY WASHINGTON 2006 GENERAL ELECTION — November 07, 2006

Page 232 of 568

11/29/2006 12:46 PM

Total Number of Voters : 41,641 of 59,998 = 69.40%

Precincts Reporting 118 of 118 = 100.00%

Party	Candidate	Early	Election	Total
<b>Precinct 157 (Ballots Cast: 176)</b>				
<b>INITIATIVE MEASURE NO. 920, Vote For 1</b>				
	Yes	68 39.53%	0 0.00%	68 39.53%
	No	104 60.47%	0 0.00%	104 60.47%
	<b>Cast Votes:</b>	<b>172 97.73%</b>	<b>0 0.00%</b>	<b>172 97.73%</b>
	<b>Over Votes:</b>	<b>0 0.00%</b>	<b>0 0.00%</b>	<b>0 0.00%</b>
	<b>Under Votes:</b>	<b>4 2.27%</b>	<b>0 0.00%</b>	<b>4 2.27%</b>
<b>INITIATIVE MEASURE NO. 933, Vote For 1</b>				
	Yes	56 32.56%	0 0.00%	56 32.56%
	No	116 67.44%	0 0.00%	116 67.44%
	<b>Cast Votes:</b>	<b>172 97.73%</b>	<b>0 0.00%</b>	<b>172 97.73%</b>
	<b>Over Votes:</b>	<b>0 0.00%</b>	<b>0 0.00%</b>	<b>0 0.00%</b>
	<b>Under Votes:</b>	<b>4 2.27%</b>	<b>0 0.00%</b>	<b>4 2.27%</b>
<b>INITIATIVE MEASURE NO. 937, Vote For 1</b>				
	Yes	62 38.51%	0 0.00%	62 38.51%
	No	99 61.49%	0 0.00%	99 61.49%
	<b>Cast Votes:</b>	<b>161 91.48%</b>	<b>0 0.00%</b>	<b>161 91.48%</b>
	<b>Over Votes:</b>	<b>0 0.00%</b>	<b>0 0.00%</b>	<b>0 0.00%</b>
	<b>Under Votes:</b>	<b>15 8.52%</b>	<b>0 0.00%</b>	<b>15 8.52%</b>
<b>HOUSE JOINT RESOLUTION 4223, Vote For 1</b>				
	Approved	145 88.41%	0 0.00%	145 88.41%
	Rejected	19 11.59%	0 0.00%	19 11.59%
	<b>Cast Votes:</b>	<b>164 93.18%</b>	<b>0 0.00%</b>	<b>164 93.18%</b>
	<b>Over Votes:</b>	<b>0 0.00%</b>	<b>0 0.00%</b>	<b>0 0.00%</b>
	<b>Under Votes:</b>	<b>12 6.82%</b>	<b>0 0.00%</b>	<b>12 6.82%</b>
<b>PROPOSITION NO. 1 Emergency Medical Services Levy (Skagit County Medic 1), Vote For 1</b>				
	Yes	115 69.70%	0 0.00%	115 69.70%
	No	50 30.30%	0 0.00%	50 30.30%
	<b>Cast Votes:</b>	<b>165 93.75%</b>	<b>0 0.00%</b>	<b>165 93.75%</b>
	<b>Over Votes:</b>	<b>0 0.00%</b>	<b>0 0.00%</b>	<b>0 0.00%</b>
	<b>Under Votes:</b>	<b>11 6.25%</b>	<b>0 0.00%</b>	<b>11 6.25%</b>
<b>UNITED STATES SENATOR, Vote For 1</b>				
DEM	Maria Cantwell	80 47.34%	0 0.00%	80 47.34%
REP	Mike McGavick	85 50.30%	0 0.00%	85 50.30%
LIB	Bruce Guthrie	2 1.18%	0 0.00%	2 1.18%
IND	Robin Adair	1 0.59%	0 0.00%	1 0.59%
GRE	Aaron Dixon	1 0.59%	0 0.00%	1 0.59%
	<b>Cast Votes:</b>	<b>169 96.02%</b>	<b>0 0.00%</b>	<b>169 96.02%</b>
	<b>Over Votes:</b>	<b>0 0.00%</b>	<b>0 0.00%</b>	<b>0 0.00%</b>
	<b>Under Votes:</b>	<b>7 3.98%</b>	<b>0 0.00%</b>	<b>7 3.98%</b>

11/29/2006 Page 249 of 584 2:34PM

200611290246  
Skagit County Auditor



Precinct Report — Official

PRIMARY ELECTION — SKAGIT COUNTY WASHINGTON 2006 GENERAL ELECTION — November 07, 2006

Total Number of Voters : 41,641 of 59,998 = 69.40%

Party	Candidate	Early	Election	Total	
<b>Precinct 157 (Ballots Cast: 176)</b>					
<b>UNITED STATES REPRESENTATIVE DISTRICT #2, Vote For 1</b>					
DEM	Rick Larsen	108	65.45%	0 0.00%	108 65.45%
REP	Doug Roulstone	57	34.55%	0 0.00%	57 34.55%
Cast Votes:		165	93.75%	0 0.00%	165 93.75%
Over Votes:		0	0.00%	0 0.00%	0 0.00%
Under Votes:		11	6.25%	0 0.00%	11 6.25%
<b>STATE REPRESENTATIVE DISTRICT #10 POSITION #1, Vote For 1</b>					
REP	Chris Strow	117	100.00%	0 0.00%	117 100.00%
Cast Votes:		117	66.48%	0 0.00%	117 66.48%
Over Votes:		0	0.00%	0 0.00%	0 0.00%
Under Votes:		59	33.52%	0 0.00%	59 33.52%
<b>STATE REPRESENTATIVE DISTRICT #10 POSITION #2, Vote For 1</b>					
DEM	Tim Knue	83	49.70%	0 0.00%	83 49.70%
REP	Barbara Bailey	84	50.30%	0 0.00%	84 50.30%
Cast Votes:		167	94.89%	0 0.00%	167 94.89%
Over Votes:		0	0.00%	0 0.00%	0 0.00%
Under Votes:		9	5.11%	0 0.00%	9 5.11%
<b>SKAGIT COUNTY ASSESSOR, Vote For 1</b>					
REP	Mark Leander	117	100.00%	0 0.00%	117 100.00%
Cast Votes:		117	66.48%	0 0.00%	117 66.48%
Over Votes:		0	0.00%	0 0.00%	0 0.00%
Under Votes:		59	33.52%	0 0.00%	59 33.52%
<b>SKAGIT COUNTY AUDITOR, Vote For 1</b>					
DEM	Jeanne Youngquist	85	50.00%	0 0.00%	85 50.00%
REP	Norma Hickok-Brummett	85	50.00%	0 0.00%	85 50.00%
Cast Votes:		170	96.59%	0 0.00%	170 96.59%
Over Votes:		0	0.00%	0 0.00%	0 0.00%
Under Votes:		6	3.41%	0 0.00%	6 3.41%
<b>SKAGIT COUNTY CLERK, Vote For 1</b>					
DEM	Nancy Scott	123	100.00%	0 0.00%	123 100.00%
Cast Votes:		123	69.89%	0 0.00%	123 69.89%
Over Votes:		0	0.00%	0 0.00%	0 0.00%
Under Votes:		53	30.11%	0 0.00%	53 30.11%



200611290246  
 Skagit County Auditor  
 11/29/2006 Page 250 of 584 2:34PM

Precinct Report — Official

PRIMARY ELECTION — SKAGIT COUNTY WASHINGTON 2006 GENERAL ELECTION — November 07, 2006

Page 234 of 568

11/29/2006 12:46 PM

Total Number of Voters : 41,641 of 59,998 = 69.40%

Precincts Reporting 118 of 118 = 100.00%

Party	Candidate	Early	Election	Total
<b>Precinct 157 (Ballots Cast: 176)</b>				
<b>SKAGIT COUNTY COMMISSIONER DISTRICT 3, Vote For 1</b>				
DEM	Sharon D. Dillon	95 55.88%	0 0.00%	95 55.88%
REP	Ted W. Anderson	75 44.12%	0 0.00%	75 44.12%
	Cast Votes:	170 96.59%	0 0.00%	170 96.59%
	Over Votes:	0 0.00%	0 0.00%	0 0.00%
	Under Votes:	6 3.41%	0 0.00%	6 3.41%
<b>SKAGIT COUNTY CORONER, Vote For 1</b>				
DEM	Daniel Dempsey	121 100.00%	0 0.00%	121 100.00%
	Cast Votes:	121 68.75%	0 0.00%	121 68.75%
	Over Votes:	0 0.00%	0 0.00%	0 0.00%
	Under Votes:	55 31.25%	0 0.00%	55 31.25%
<b>SKAGIT COUNTY PROSECUTING ATTORNEY, Vote For 1</b>				
DEM	Rich Weyrich	103 60.95%	0 0.00%	103 60.95%
REP	Tom Seguire	66 39.05%	0 0.00%	66 39.05%
	Cast Votes:	169 96.02%	0 0.00%	169 96.02%
	Over Votes:	0 0.00%	0 0.00%	0 0.00%
	Under Votes:	7 3.98%	0 0.00%	7 3.98%
<b>SKAGIT COUNTY SHERIFF, Vote For 1</b>				
DEM	Rick Grimstead	96 57.49%	0 0.00%	96 57.49%
REP	Dave Corrion	71 42.51%	0 0.00%	71 42.51%
	Cast Votes:	167 94.89%	0 0.00%	167 94.89%
	Over Votes:	0 0.00%	0 0.00%	0 0.00%
	Under Votes:	9 5.11%	0 0.00%	9 5.11%
<b>SKAGIT COUNTY TREASURER, Vote For 1</b>				
REP	Katie Jungquist	121 100.00%	0 0.00%	121 100.00%
	Cast Votes:	121 68.75%	0 0.00%	121 68.75%
	Over Votes:	0 0.00%	0 0.00%	0 0.00%
	Under Votes:	55 31.25%	0 0.00%	55 31.25%
<b>STATE SUPREME COURT JUSTICE POSITION #2, Vote For 1</b>				
	Susan Owens	76 55.47%	0 0.00%	76 55.47%
	Stephen Johnson	61 44.53%	0 0.00%	61 44.53%
	Cast Votes:	137 77.84%	0 0.00%	137 77.84%
	Over Votes:	0 0.00%	0 0.00%	0 0.00%
	Under Votes:	39 22.16%	0 0.00%	39 22.16%



200611290246

Skagit County Auditor

Precinct Report — Official

PRIMARY ELECTION — SKAGIT COUNTY WASHINGTON 2006 GENERAL ELECTION — November 07, 2006

Page 235 of 568

11/29/2006 12:46 PM

Total Number of Voters : 41,641 of 59,998 = 69.40%

Precincts Reporting 118 of 118 = 100.00%

Party	Candidate	Early	Election	Total
-------	-----------	-------	----------	-------

Precinct 157 (Ballots Cast: 176)

STATE SUPREME COURT JUSTICE POSITION #8, Vote For 1							
Gerry L. Alexander							
	102	100.00%	0	0.00%	102	100.00%	
Cast Votes:	102	57.95%	0	0.00%	102	57.95%	
Over Votes:	0	0.00%	0	0.00%	0	0.00%	
Under Votes:	74	42.05%	0	0.00%	74	42.05%	
STATE SUPREME COURT JUSTICE POSITION #9, Vote For 1							
Tom Chambers							
	107	100.00%	0	0.00%	107	100.00%	
Cast Votes:	107	60.80%	0	0.00%	107	60.80%	
Over Votes:	0	0.00%	0	0.00%	0	0.00%	
Under Votes:	69	39.20%	0	0.00%	69	39.20%	
COURT OF APPEALS DIVISION I DISTRICT #3 POSITION #1, Vote For 1							
Mary Kay Becker							
	112	100.00%	0	0.00%	112	100.00%	
Cast Votes:	112	63.64%	0	0.00%	112	63.64%	
Over Votes:	0	0.00%	0	0.00%	0	0.00%	
Under Votes:	64	36.36%	0	0.00%	64	36.36%	
DISTRICT COURT JUDGE POSITION 1, Vote For 1							
Warren M. Gilbert							
	76	55.88%	0	0.00%	76	55.88%	
Colleen Kenimond							
	60	44.12%	0	0.00%	60	44.12%	
Cast Votes:	136	77.27%	0	0.00%	136	77.27%	
Over Votes:	0	0.00%	0	0.00%	0	0.00%	
Under Votes:	40	22.73%	0	0.00%	40	22.73%	
DISTRICT COURT JUDGE POSITION 2, Vote For 1							
David A. Svaren							
	101	100.00%	0	0.00%	101	100.00%	
Cast Votes:	101	57.39%	0	0.00%	101	57.39%	
Over Votes:	0	0.00%	0	0.00%	0	0.00%	
Under Votes:	75	42.61%	0	0.00%	75	42.61%	
PUBLIC UTILITY DISTRICT COMMISSIONER NO. 2, Vote For 1							
Robbie Robertson							
	65	60.19%	0	0.00%	65	60.19%	
Michael C. Newman							
	43	39.81%	0	0.00%	43	39.81%	
Cast Votes:	108	61.36%	0	0.00%	108	61.36%	
Over Votes:	0	0.00%	0	0.00%	0	0.00%	
Under Votes:	68	38.64%	0	0.00%	68	38.64%	



200611290246  
Skagit County Auditor

11/29/2006 Page 252 of 584 2:34PM

Precinct Report — Official

PRIMARY ELECTION — SKAGIT COUNTY WASHINGTON 2006 GENERAL ELECTION — November 07, 2006

Page 236 of 568

11/29/2006 12:46 PM

Total Number of Voters : 41,641 of 59,998 = 69.40%

Precincts Reporting 118 of 118 = 100.00%


Party	Candidate	Early	Election	Total
-------	-----------	-------	----------	-------

Precinct 157 (Ballots Cast: 176)

SKAGIT COUNTY BOARD OF COMMISSIONERS PROPOSITION NO. 2 FLUORIDATION ADVISORY MEASURE, Vote For 1

Yes	102	62.20%	0	0.00%	102	62.20%
No	62	37.80%	0	0.00%	62	37.80%
Cast Votes:	164	93.18%	0	0.00%	164	93.18%
Over Votes:	1	0.57%	0	0.00%	1	0.57%
Under Votes:	11	6.25%	0	0.00%	11	6.25%

11/29/2006 Page 253 of 584 2:34PM  
 Skagit County Auditor  
 200611290246



Precinct Report — Official

PRIMARY ELECTION — SKAGIT COUNTY WASHINGTON 2006 GENERAL ELECTION — November 07, 2006

Page 237 of 568

11/29/2006 12:46 PM

Total Number of Voters : 41,641 of 59,998 = 69.40%

Precincts Reporting 118 of 118 = 100.00%

Party	Candidate	Early	Election	Total
<b>Precinct 158 (Ballots Cast: 678)</b>				
<b>INITIATIVE MEASURE NO. 920, Vote For 1</b>				
	Yes	280 43.14%	0 0.00%	280 43.14%
	No	369 56.86%	0 0.00%	369 56.86%
	Cast Votes:	649 95.72%	0 0.00%	649 95.72%
	Over Votes:	0 0.00%	0 0.00%	0 0.00%
	Under Votes:	29 4.28%	0 0.00%	29 4.28%
<b>INITIATIVE MEASURE NO. 933, Vote For 1</b>				
	Yes	189 28.85%	0 0.00%	189 28.85%
	No	466 71.15%	0 0.00%	466 71.15%
	Cast Votes:	655 96.61%	0 0.00%	655 96.61%
	Over Votes:	0 0.00%	0 0.00%	0 0.00%
	Under Votes:	23 3.39%	0 0.00%	23 3.39%
<b>INITIATIVE MEASURE NO. 937, Vote For 1</b>				
	Yes	291 45.97%	0 0.00%	291 45.97%
	No	342 54.03%	0 0.00%	342 54.03%
	Cast Votes:	633 93.36%	0 0.00%	633 93.36%
	Over Votes:	0 0.00%	0 0.00%	0 0.00%
	Under Votes:	45 6.64%	0 0.00%	45 6.64%
<b>HOUSE JOINT RESOLUTION 4223, Vote For 1</b>				
	Approved	548 88.82%	0 0.00%	548 88.82%
	Rejected	69 11.18%	0 0.00%	69 11.18%
	Cast Votes:	617 91.00%	0 0.00%	617 91.00%
	Over Votes:	0 0.00%	0 0.00%	0 0.00%
	Under Votes:	61 9.00%	0 0.00%	61 9.00%
<b>PROPOSITION NO. 1 Emergency Medical Services Levy (Skagit County Medic 1), Vote For 1</b>				
	Yes	446 70.13%	0 0.00%	446 70.13%
	No	190 29.87%	0 0.00%	190 29.87%
	Cast Votes:	636 93.81%	0 0.00%	636 93.81%
	Over Votes:	0 0.00%	0 0.00%	0 0.00%
	Under Votes:	42 6.19%	0 0.00%	42 6.19%
<b>UNITED STATES SENATOR, Vote For 1</b>				
DEM	Maria Cantwell	323 48.64%	0 0.00%	323 48.64%
REP	Mike McGavick	319 48.04%	0 0.00%	319 48.04%
LIB	Bruce Guthrie	7 1.05%	0 0.00%	7 1.05%
IND	Robin Adair	6 0.90%	0 0.00%	6 0.90%
GRE	Aaron Dixon	9 1.36%	0 0.00%	9 1.36%
	Cast Votes:	664 97.94%	0 0.00%	664 97.94%
	Over Votes:	0 0.00%	0 0.00%	0 0.00%
	Under Votes:	14 2.06%	0 0.00%	14 2.06%



200611290246  
 Skagit County Auditor  
 11/29/2006 Page 254 of 584 2:34PM

Precinct Report — Official

PRIMARY ELECTION — SKAGIT COUNTY WASHINGTON 2006 GENERAL ELECTION — November 07, 2006

Page 238 of 568

11/29/2006 12:46 PM

Total Number of Voters : 41,641 of 59,998 = 69.40%

Precincts Reporting 118 of 118 = 100.00%

Party	Candidate	Early	Election	Total
<b>Precinct 158 (Ballots Cast: 678)</b>				
<b>UNITED STATES REPRESENTATIVE DISTRICT #2, Vote For 1</b>				
DEM	Rick Larsen	405	61.55%	405
REP	Doug Roulstone	253	38.45%	253
	<b>Cast Votes:</b>	658	97.05%	658
	<b>Over Votes:</b>	0	0.00%	0
	<b>Under Votes:</b>	20	2.95%	20
<b>STATE REPRESENTATIVE DISTRICT #10 POSITION #1, Vote For 1</b>				
REP	Chris Strow	432	100.00%	432
	<b>Cast Votes:</b>	432	63.72%	432
	<b>Over Votes:</b>	0	0.00%	0
	<b>Under Votes:</b>	246	36.28%	246
<b>STATE REPRESENTATIVE DISTRICT #10 POSITION #2, Vote For 1</b>				
DEM	Tim Knue	302	47.56%	302
REP	Barbara Bailey	333	52.44%	333
	<b>Cast Votes:</b>	635	93.66%	635
	<b>Over Votes:</b>	0	0.00%	0
	<b>Under Votes:</b>	43	6.34%	43
<b>SKAGIT COUNTY ASSESSOR, Vote For 1</b>				
REP	Mark Leander	431	100.00%	431
	<b>Cast Votes:</b>	431	63.57%	431
	<b>Over Votes:</b>	0	0.00%	0
	<b>Under Votes:</b>	247	36.43%	247
<b>SKAGIT COUNTY AUDITOR, Vote For 1</b>				
DEM	Jeanne Youngquist	329	53.41%	329
REP	Norma Hickok-Brummett	287	46.59%	287
	<b>Cast Votes:</b>	616	90.86%	616
	<b>Over Votes:</b>	0	0.00%	0
	<b>Under Votes:</b>	62	9.14%	62
<b>SKAGIT COUNTY CLERK, Vote For 1</b>				
DEM	Nancy Scott	428	100.00%	428
	<b>Cast Votes:</b>	428	63.13%	428
	<b>Over Votes:</b>	0	0.00%	0
	<b>Under Votes:</b>	250	36.87%	250



200611290246

Skagit County Auditor

Precinct Report — Official

PRIMARY ELECTION — SKAGIT COUNTY WASHINGTON 2006 GENERAL ELECTION — November 07, 2006

Page 239 of 568

11/29/2006 12:46 PM

Total Number of Voters : 41,641 of 59,998 = 69.40%

Precincts Reporting 118 of 118 = 100.00%

Party	Candidate	Early	Election	Total	
<b>Precinct 158 (Ballots Cast: 678)</b>					
<b>SKAGIT COUNTY COMMISSIONER DISTRICT 3, Vote For 1</b>					
DEM	Sharon D. Dillon	392	61.64%	0 0.00%	392 61.64%
REP	Ted W. Anderson	244	38.36%	0 0.00%	244 38.36%
	Cast Votes:	636	93.81%	0 0.00%	636 93.81%
	Over Votes:	0	0.00%	0 0.00%	0 0.00%
	Under Votes:	42	6.19%	0 0.00%	42 6.19%
<b>SKAGIT COUNTY CORONER, Vote For 1</b>					
DEM	Daniel Dempsey	428	100.00%	0 0.00%	428 100.00%
	Cast Votes:	428	63.13%	0 0.00%	428 63.13%
	Over Votes:	0	0.00%	0 0.00%	0 0.00%
	Under Votes:	250	36.87%	0 0.00%	250 36.87%
<b>SKAGIT COUNTY PROSECUTING ATTORNEY, Vote For 1</b>					
DEM	Rich Weyrich	352	56.23%	0 0.00%	352 56.23%
REP	Tom Seguire	274	43.77%	0 0.00%	274 43.77%
	Cast Votes:	626	92.33%	0 0.00%	626 92.33%
	Over Votes:	0	0.00%	0 0.00%	0 0.00%
	Under Votes:	52	7.67%	0 0.00%	52 7.67%
<b>SKAGIT COUNTY SHERIFF, Vote For 1</b>					
DEM	Rick Grimstead	321	51.36%	0 0.00%	321 51.36%
REP	Dave Corrion	304	48.64%	0 0.00%	304 48.64%
	Cast Votes:	625	92.18%	0 0.00%	625 92.18%
	Over Votes:	0	0.00%	0 0.00%	0 0.00%
	Under Votes:	53	7.82%	0 0.00%	53 7.82%
<b>SKAGIT COUNTY TREASURER, Vote For 1</b>					
REP	Katie Jungquist	422	100.00%	0 0.00%	422 100.00%
	Cast Votes:	422	62.24%	0 0.00%	422 62.24%
	Over Votes:	0	0.00%	0 0.00%	0 0.00%
	Under Votes:	256	37.76%	0 0.00%	256 37.76%
<b>STATE SUPREME COURT JUSTICE POSITION #2, Vote For 1</b>					
	Susan Owens	305	57.12%	0 0.00%	305 57.12%
	Stephen Johnson	229	42.88%	0 0.00%	229 42.88%
	Cast Votes:	534	78.76%	0 0.00%	534 78.76%
	Over Votes:	0	0.00%	0 0.00%	0 0.00%
	Under Votes:	144	21.24%	0 0.00%	144 21.24%



200611290246  
Skagit County Auditor



**Precinct Report — Official**

**PRIMARY ELECTION — SKAGIT COUNTY WASHINGTON 2006 GENERAL ELECTION — November 07, 2006**

Page 240 of 568

11/29/2006 12:46 PM

Total Number of Voters : 41,641 of 59,998 = 69.40%

Precincts Reporting 118 of 118 = 100.00%

Party	Candidate	Early	Election	Total
<b>Precinct 158 (Ballots Cast: 678)</b>				
<b>STATE SUPREME COURT JUSTICE POSITION #8, Vote For 1</b>				
	Gerry L. Alexander	375 100.00%	0 0.00%	375 100.00%
	Cast Votes:	375 55.31%	0 0.00%	375 55.31%
	Over Votes:	0 0.00%	0 0.00%	0 0.00%
	Under Votes:	303 44.69%	0 0.00%	303 44.69%
<b>STATE SUPREME COURT JUSTICE POSITION #9, Vote For 1</b>				
	Tom Chambers	369 100.00%	0 0.00%	369 100.00%
	Cast Votes:	369 54.42%	0 0.00%	369 54.42%
	Over Votes:	0 0.00%	0 0.00%	0 0.00%
	Under Votes:	309 45.58%	0 0.00%	309 45.58%
<b>COURT OF APPEALS DIVISION I DISTRICT #3 POSITION #1, Vote For 1</b>				
	Mary Kay Becker	371 100.00%	0 0.00%	371 100.00%
	Cast Votes:	371 54.72%	0 0.00%	371 54.72%
	Over Votes:	0 0.00%	0 0.00%	0 0.00%
	Under Votes:	307 45.28%	0 0.00%	307 45.28%
<b>DISTRICT COURT JUDGE POSITION 1, Vote For 1</b>				
	Warren M. Gilbert	234 47.56%	0 0.00%	234 47.56%
	Colleen Kenimond	258 52.44%	0 0.00%	258 52.44%
	Cast Votes:	492 72.57%	0 0.00%	492 72.57%
	Over Votes:	0 0.00%	0 0.00%	0 0.00%
	Under Votes:	186 27.43%	0 0.00%	186 27.43%
<b>DISTRICT COURT JUDGE POSITION 2, Vote For 1</b>				
	David A. Svaren	328 100.00%	0 0.00%	328 100.00%
	Cast Votes:	328 48.38%	0 0.00%	328 48.38%
	Over Votes:	0 0.00%	0 0.00%	0 0.00%
	Under Votes:	350 51.62%	0 0.00%	350 51.62%
<b>PUBLIC UTILITY DISTRICT COMMISSIONER NO. 2, Vote For 1</b>				
	Robbie Robertson	187 54.84%	0 0.00%	187 54.84%
	Michael C. Newman	154 45.16%	0 0.00%	154 45.16%
	Cast Votes:	341 50.29%	0 0.00%	341 50.29%
	Over Votes:	0 0.00%	0 0.00%	0 0.00%
	Under Votes:	337 49.71%	0 0.00%	337 49.71%



200611290246

Skagit County Auditor

Precinct Report — Official

PRIMARY ELECTION — SKAGIT COUNTY WASHINGTON 2006 GENERAL ELECTION — November 07, 2006

Page 241 of 568

11/29/2006 12:46 PM

Total Number of Voters : 41,641 of 59,998 = 69.40%

Precincts Reporting 118 of 118 = 100.00%

Party	Candidate	Early	Election	Total
-------	-----------	-------	----------	-------

Precinct 158 (Ballots Cast: 678)

FIDALGO POOL & FITNESS CENTER DISTRICT MAINTENANCE AND OPERATION LEVY, Vote For 1

Yes	411	64.62%	0	0.00%	411	64.62%
No	225	35.38%	0	0.00%	225	35.38%
Cast Votes:	636	93.81%	0	0.00%	636	93.81%
Over Votes:	0	0.00%	0	0.00%	0	0.00%
Under Votes:	42	6.19%	0	0.00%	42	6.19%



200611290246  
Skagit County Auditor

Precinct Report — Official


PRIMARY ELECTION — SKAGIT COUNTY WASHINGTON 2006 GENERAL ELECTION — November 07, 2006

Total Number of Voters : 41,641 of 59,998 = 69.40%

Precincts Reporting 118 of 118 = 100.00%

Party	Candidate	Early	Election	Total
<b>Precinct 159 (Ballots Cast: 750)</b>				
<b>INITIATIVE MEASURE NO. 920, Vote For 1</b>				
	Yes	279 38.59%	0 0.00%	279 38.59%
	No	444 61.41%	0 0.00%	444 61.41%
	Cast Votes:	723 96.40%	0 0.00%	723 96.40%
	Over Votes:	0 0.00%	0 0.00%	0 0.00%
	Under Votes:	27 3.60%	0 0.00%	27 3.60%
<b>INITIATIVE MEASURE NO. 933, Vote For 1</b>				
	Yes	215 29.49%	0 0.00%	215 29.49%
	No	514 70.51%	0 0.00%	514 70.51%
	Cast Votes:	729 97.20%	0 0.00%	729 97.20%
	Over Votes:	0 0.00%	0 0.00%	0 0.00%
	Under Votes:	21 2.80%	0 0.00%	21 2.80%
<b>INITIATIVE MEASURE NO. 937, Vote For 1</b>				
	Yes	270 38.19%	0 0.00%	270 38.19%
	No	437 61.81%	0 0.00%	437 61.81%
	Cast Votes:	707 94.27%	0 0.00%	707 94.27%
	Over Votes:	0 0.00%	0 0.00%	0 0.00%
	Under Votes:	43 5.73%	0 0.00%	43 5.73%
<b>HOUSE JOINT RESOLUTION 4223, Vote For 1</b>				
	Approved	583 82.81%	0 0.00%	583 82.81%
	Rejected	121 17.19%	0 0.00%	121 17.19%
	Cast Votes:	704 93.87%	0 0.00%	704 93.87%
	Over Votes:	0 0.00%	0 0.00%	0 0.00%
	Under Votes:	46 6.13%	0 0.00%	46 6.13%
<b>PROPOSITION NO. 1 Emergency Medical Services Levy (Skagit County Medic 1), Vote For 1</b>				
	Yes	496 69.76%	0 0.00%	496 69.76%
	No	215 30.24%	0 0.00%	215 30.24%
	Cast Votes:	711 94.80%	0 0.00%	711 94.80%
	Over Votes:	0 0.00%	0 0.00%	0 0.00%
	Under Votes:	39 5.20%	0 0.00%	39 5.20%
<b>UNITED STATES SENATOR, Vote For 1</b>				
DEM	Maria Cantwell	328 44.15%	0 0.00%	328 44.15%
REP	Mike McGavick	393 52.89%	0 0.00%	393 52.89%
LIB	Bruce Guthrie	8 1.08%	0 0.00%	8 1.08%
IND	Robin Adair	10 1.35%	0 0.00%	10 1.35%
GRE	Aaron Dixon	4 0.54%	0 0.00%	4 0.54%
	Cast Votes:	743 99.07%	0 0.00%	743 99.07%
	Over Votes:	0 0.00%	0 0.00%	0 0.00%
	Under Votes:	7 0.93%	0 0.00%	7 0.93%

11/29/2006 Page 259 of 584 2:34PM



Precinct Report — Official

PRIMARY ELECTION — SKAGIT COUNTY WASHINGTON 2006 GENERAL ELECTION — November 07, 2006

Page 243 of 568

11/29/2006 12:46 PM

Total Number of Voters : 41,641 of 59,998 = 69.40%

Precincts Reporting 118 of 118 = 100.00%

Party	Candidate	Early	Election	Total
<b>Precinct 159 (Ballots Cast: 750)</b>				
<b>UNITED STATES REPRESENTATIVE DISTRICT #2, Vote For 1</b>				
DEM	Rick Larsen	427	58.65%	427
REP	Doug Roulstone	301	41.35%	301
	Cast Votes:	728	97.07%	728
	Over Votes:	0	0.00%	0
	Under Votes:	22	2.93%	22
<b>STATE REPRESENTATIVE DISTRICT #10 POSITION #1, Vote For 1</b>				
REP	Chris Strow	576	100.00%	576
	Cast Votes:	576	76.80%	576
	Over Votes:	0	0.00%	0
	Under Votes:	174	23.20%	174
<b>STATE REPRESENTATIVE DISTRICT #10 POSITION #2, Vote For 1</b>				
DEM	Tim Knue	309	43.34%	309
REP	Barbara Bailey	404	56.66%	404
	Cast Votes:	713	95.07%	713
	Over Votes:	1	0.13%	1
	Under Votes:	36	4.80%	36
<b>SKAGIT COUNTY ASSESSOR, Vote For 1</b>				
REP	Mark Leander	587	100.00%	587
	Cast Votes:	587	78.27%	587
	Over Votes:	0	0.00%	0
	Under Votes:	163	21.73%	163
<b>SKAGIT COUNTY AUDITOR, Vote For 1</b>				
DEM	Jeanne Youngquist	340	47.22%	340
REP	Norma Hickok-Brummett	380	52.78%	380
	Cast Votes:	720	96.00%	720
	Over Votes:	0	0.00%	0
	Under Votes:	30	4.00%	30
<b>SKAGIT COUNTY CLERK, Vote For 1</b>				
DEM	Nancy Scott	545	100.00%	545
	Cast Votes:	545	72.67%	545
	Over Votes:	0	0.00%	0
	Under Votes:	205	27.33%	205



200611290246  
 Skagit County Auditor  
 11/29/2006 Page 260 of 584 2:34PM

Precinct Report — Official

PRIMARY ELECTION — SKAGIT COUNTY WASHINGTON 2006 GENERAL ELECTION — November 07, 2006

Page 244 of 568

11/29/2006 12:46 PM

Total Number of Voters : 41,641 of 59,998 = 69.40%

Precincts Reporting 118 of 118 = 100.00%

Party	Candidate	Early	Election	Total	
<b>Precinct 159 (Ballots Cast: 750)</b>					
<b>SKAGIT COUNTY COMMISSIONER DISTRICT 3, Vote For 1</b>					
DEM	Sharon D. Dillon	372	51.74%	0 0.00%	372 51.74%
REP	Ted W. Anderson	347	48.26%	0 0.00%	347 48.26%
	Cast Votes:	719	95.87%	0 0.00%	719 95.87%
	Over Votes:	0	0.00%	0 0.00%	0 0.00%
	Under Votes:	31	4.13%	0 0.00%	31 4.13%
<b>SKAGIT COUNTY CORONER, Vote For 1</b>					
DEM	Daniel Dempsey	549	100.00%	0 0.00%	549 100.00%
	Cast Votes:	549	73.20%	0 0.00%	549 73.20%
	Over Votes:	0	0.00%	0 0.00%	0 0.00%
	Under Votes:	201	26.80%	0 0.00%	201 26.80%
<b>SKAGIT COUNTY PROSECUTING ATTORNEY, Vote For 1</b>					
DEM	Rich Weyrich	391	54.99%	0 0.00%	391 54.99%
REP	Tom Seguine	320	45.01%	0 0.00%	320 45.01%
	Cast Votes:	711	94.80%	0 0.00%	711 94.80%
	Over Votes:	0	0.00%	0 0.00%	0 0.00%
	Under Votes:	39	5.20%	0 0.00%	39 5.20%
<b>SKAGIT COUNTY SHERIFF, Vote For 1</b>					
DEM	Rick Grimstead	347	47.66%	0 0.00%	347 47.66%
REP	Dave Corrion	381	52.34%	0 0.00%	381 52.34%
	Cast Votes:	728	97.07%	0 0.00%	728 97.07%
	Over Votes:	0	0.00%	0 0.00%	0 0.00%
	Under Votes:	22	2.93%	0 0.00%	22 2.93%
<b>SKAGIT COUNTY TREASURER, Vote For 1</b>					
REP	Katie Jungquist	598	100.00%	0 0.00%	598 100.00%
	Cast Votes:	598	79.73%	0 0.00%	598 79.73%
	Over Votes:	0	0.00%	0 0.00%	0 0.00%
	Under Votes:	152	20.27%	0 0.00%	152 20.27%
<b>STATE SUPREME COURT JUSTICE POSITION #2, Vote For 1</b>					
	Susan Owens	324	52.09%	0 0.00%	324 52.09%
	Stephen Johnson	298	47.91%	0 0.00%	298 47.91%
	Cast Votes:	622	82.93%	0 0.00%	622 82.93%
	Over Votes:	0	0.00%	0 0.00%	0 0.00%
	Under Votes:	128	17.07%	0 0.00%	128 17.07%



200611290246  
Skagit County Auditor

Precinct Report — Official

PRIMARY ELECTION — SKAGIT COUNTY WASHINGTON 2006 GENERAL ELECTION — November 07, 2006

Page 245 of 568

11/29/2006 12:46 PM

Precincts Reporting 118 of 118 = 100.00%

Total Number of Voters : 41,641 of 59,998 = 69.40%

Party	Candidate	Early	Election	Total	
<b>Precinct 159 (Ballots Cast: 750)</b>					
<b>STATE SUPREME COURT JUSTICE POSITION #8, Vote For 1</b>					
	Gerry L. Alexander	511	100.00%	0 0.00%	511 100.00%
	Cast Votes:	511	68.13%	0 0.00%	511 68.13%
	Over Votes:	0	0.00%	0 0.00%	0 0.00%
	Under Votes:	239	31.87%	0 0.00%	239 31.87%
<b>STATE SUPREME COURT JUSTICE POSITION #9, Vote For 1</b>					
	Tom Chambers	501	100.00%	0 0.00%	501 100.00%
	Cast Votes:	501	66.80%	0 0.00%	501 66.80%
	Over Votes:	0	0.00%	0 0.00%	0 0.00%
	Under Votes:	249	33.20%	0 0.00%	249 33.20%
<b>COURT OF APPEALS DIVISION I DISTRICT #3 POSITION #1, Vote For 1</b>					
	Mary Kay Becker	513	100.00%	0 0.00%	513 100.00%
	Cast Votes:	513	68.40%	0 0.00%	513 68.40%
	Over Votes:	0	0.00%	0 0.00%	0 0.00%
	Under Votes:	237	31.60%	0 0.00%	237 31.60%
<b>DISTRICT COURT JUDGE POSITION 1, Vote For 1</b>					
	Warren M. Gilbert	429	67.14%	0 0.00%	429 67.14%
	Colleen Kenimond	210	32.86%	0 0.00%	210 32.86%
	Cast Votes:	639	85.20%	0 0.00%	639 85.20%
	Over Votes:	0	0.00%	0 0.00%	0 0.00%
	Under Votes:	111	14.80%	0 0.00%	111 14.80%
<b>DISTRICT COURT JUDGE POSITION 2, Vote For 1</b>					
	David A. Svaren	529	100.00%	0 0.00%	529 100.00%
	Cast Votes:	529	70.53%	0 0.00%	529 70.53%
	Over Votes:	0	0.00%	0 0.00%	0 0.00%
	Under Votes:	221	29.47%	0 0.00%	221 29.47%
<b>PUBLIC UTILITY DISTRICT COMMISSIONER NO. 2, Vote For 1</b>					
	Robbie Robertson	327	59.78%	0 0.00%	327 59.78%
	Michael C. Newman	220	40.22%	0 0.00%	220 40.22%
	Cast Votes:	547	72.93%	0 0.00%	547 72.93%
	Over Votes:	0	0.00%	0 0.00%	0 0.00%
	Under Votes:	203	27.07%	0 0.00%	203 27.07%



200611290246  
Skagit County Auditor

11/29/2006 Page 262 of 584 2:34PM

Precinct Report — Official

PRIMARY ELECTION — SKAGIT COUNTY WASHINGTON 2006 GENERAL ELECTION — November 07, 2006

Page 246 of 568

11/29/2006 12:46 PM

Total Number of Voters : 41,641 of 59,998 = 69.40%

Precincts Reporting 118 of 118 = 100.00%

Party	Candidate	Early	Election	Total
-------	-----------	-------	----------	-------

Precinct 159 (Ballots Cast: 750)


SKAGIT COUNTY BOARD OF COMMISSIONERS PROPOSITION NO. 2 FLUORIDATION ADVISORY MEASURE, Vote For 1

Yes	457	63.92%	0	0.00%	457	63.92%
No	258	36.08%	0	0.00%	258	36.08%
Cast Votes:	715	95.33%	0	0.00%	715	95.33%
Over Votes:	0	0.00%	0	0.00%	0	0.00%
Under Votes:	35	4.67%	0	0.00%	35	4.67%

11/29/2006 Page 263 of 584 2:34PM

Skagit County Auditor

200611290246



Precinct Report — Official

PRIMARY ELECTION — SKAGIT COUNTY WASHINGTON 2006 GENERAL ELECTION — November 07, 2006

Page 247 of 568

11/29/2006 12:46 PM

Precincts Reporting 118 of 118 = 100.00%

Total Number of Voters : 41,641 of 59,998 = 69.40%

Party	Candidate	Early	Election	Total	
<b>Precinct 160 (Ballots Cast: 419)</b>					
<b>INITIATIVE MEASURE NO. 920, Vote For 1</b>					
	Yes	164	40.69%	0 0.00%	164 40.69%
	No	239	59.31%	0 0.00%	239 59.31%
	Cast Votes:	403	96.18%	0 0.00%	403 96.18%
	Over Votes:	0	0.00%	0 0.00%	0 0.00%
	Under Votes:	16	3.82%	0 0.00%	16 3.82%
<b>INITIATIVE MEASURE NO. 933, Vote For 1</b>					
	Yes	149	36.08%	0 0.00%	149 36.08%
	No	264	63.92%	0 0.00%	264 63.92%
	Cast Votes:	413	98.57%	0 0.00%	413 98.57%
	Over Votes:	0	0.00%	0 0.00%	0 0.00%
	Under Votes:	6	1.43%	0 0.00%	6 1.43%
<b>INITIATIVE MEASURE NO. 937, Vote For 1</b>					
	Yes	145	36.34%	0 0.00%	145 36.34%
	No	254	63.66%	0 0.00%	254 63.66%
	Cast Votes:	399	95.23%	0 0.00%	399 95.23%
	Over Votes:	0	0.00%	0 0.00%	0 0.00%
	Under Votes:	20	4.77%	0 0.00%	20 4.77%
<b>HOUSE JOINT RESOLUTION 4223, Vote For 1</b>					
	Approved	308	78.57%	0 0.00%	308 78.57%
	Rejected	84	21.43%	0 0.00%	84 21.43%
	Cast Votes:	392	93.56%	0 0.00%	392 93.56%
	Over Votes:	0	0.00%	0 0.00%	0 0.00%
	Under Votes:	27	6.44%	0 0.00%	27 6.44%
<b>PROPOSITION NO. 1 Emergency Medical Services Levy (Skagit County Medic 1), Vote For 1</b>					
	Yes	242	60.80%	0 0.00%	242 60.80%
	No	156	39.20%	0 0.00%	156 39.20%
	Cast Votes:	398	94.99%	0 0.00%	398 94.99%
	Over Votes:	0	0.00%	0 0.00%	0 0.00%
	Under Votes:	21	5.01%	0 0.00%	21 5.01%
<b>UNITED STATES SENATOR, Vote For 1</b>					
DEM	Maria Cantwell	180	43.69%	0 0.00%	180 43.69%
REP	Mike McGavick	218	52.91%	0 0.00%	218 52.91%
LIB	Bruce Guthrie	4	0.97%	0 0.00%	4 0.97%
IND	Robin Adair	3	0.73%	0 0.00%	3 0.73%
GRE	Aaron Dixon	7	1.70%	0 0.00%	7 1.70%
	Cast Votes:	412	98.33%	0 0.00%	412 98.33%
	Over Votes:	0	0.00%	0 0.00%	0 0.00%
	Under Votes:	7	1.67%	0 0.00%	7 1.67%



200611290246  
Skagit County Auditor

11/29/2006 Page 264 of 584 2:34PM



**Precinct Report — Official**

**PRIMARY ELECTION — SKAGIT COUNTY WASHINGTON 2006 GENERAL ELECTION — November 07, 2006**

Page 248 of 568

11/29/2006 12:46 PM

Total Number of Voters : 41,641 of 59,998 = 69.40%

Precincts Reporting 118 of 118 = 100.00%

Party	Candidate	Early		Election		Total	
<b>Precinct 160 (Ballots Cast: 419)</b>							
<b>UNITED STATES REPRESENTATIVE DISTRICT #2, Vote For 1</b>							
DEM	Rick Larsen	213	53.12%	0	0.00%	213	53.12%
REP	Doug Roulstone	188	46.88%	0	0.00%	188	46.88%
	<b>Cast Votes:</b>	<b>401</b>	<b>95.70%</b>	<b>0</b>	<b>0.00%</b>	<b>401</b>	<b>95.70%</b>
	<b>Over Votes:</b>	<b>1</b>	<b>0.24%</b>	<b>0</b>	<b>0.00%</b>	<b>1</b>	<b>0.24%</b>
	<b>Under Votes:</b>	<b>17</b>	<b>4.06%</b>	<b>0</b>	<b>0.00%</b>	<b>17</b>	<b>4.06%</b>
<b>STATE REPRESENTATIVE DISTRICT #10 POSITION #1, Vote For 1</b>							
REP	Chris Strow	305	100.00%	0	0.00%	305	100.00%
	<b>Cast Votes:</b>	<b>305</b>	<b>72.79%</b>	<b>0</b>	<b>0.00%</b>	<b>305</b>	<b>72.79%</b>
	<b>Over Votes:</b>	<b>1</b>	<b>0.24%</b>	<b>0</b>	<b>0.00%</b>	<b>1</b>	<b>0.24%</b>
	<b>Under Votes:</b>	<b>113</b>	<b>26.97%</b>	<b>0</b>	<b>0.00%</b>	<b>113</b>	<b>26.97%</b>
<b>STATE REPRESENTATIVE DISTRICT #10 POSITION #2, Vote For 1</b>							
DEM	Tim Knue	197	49.00%	0	0.00%	197	49.00%
REP	Barbara Bailey	205	51.00%	0	0.00%	205	51.00%
	<b>Cast Votes:</b>	<b>402</b>	<b>95.94%</b>	<b>0</b>	<b>0.00%</b>	<b>402</b>	<b>95.94%</b>
	<b>Over Votes:</b>	<b>1</b>	<b>0.24%</b>	<b>0</b>	<b>0.00%</b>	<b>1</b>	<b>0.24%</b>
	<b>Under Votes:</b>	<b>16</b>	<b>3.82%</b>	<b>0</b>	<b>0.00%</b>	<b>16</b>	<b>3.82%</b>
<b>SKAGIT COUNTY ASSESSOR, Vote For 1</b>							
REP	Mark Leander	311	100.00%	0	0.00%	311	100.00%
	<b>Cast Votes:</b>	<b>311</b>	<b>74.22%</b>	<b>0</b>	<b>0.00%</b>	<b>311</b>	<b>74.22%</b>
	<b>Over Votes:</b>	<b>1</b>	<b>0.24%</b>	<b>0</b>	<b>0.00%</b>	<b>1</b>	<b>0.24%</b>
	<b>Under Votes:</b>	<b>107</b>	<b>25.54%</b>	<b>0</b>	<b>0.00%</b>	<b>107</b>	<b>25.54%</b>
<b>SKAGIT COUNTY AUDITOR, Vote For 1</b>							
DEM	Jeanne Youngquist	177	45.04%	0	0.00%	177	45.04%
REP	Norma Hickok-Brummett	216	54.96%	0	0.00%	216	54.96%
	<b>Cast Votes:</b>	<b>393</b>	<b>93.79%</b>	<b>0</b>	<b>0.00%</b>	<b>393</b>	<b>93.79%</b>
	<b>Over Votes:</b>	<b>1</b>	<b>0.24%</b>	<b>0</b>	<b>0.00%</b>	<b>1</b>	<b>0.24%</b>
	<b>Under Votes:</b>	<b>25</b>	<b>5.97%</b>	<b>0</b>	<b>0.00%</b>	<b>25</b>	<b>5.97%</b>
<b>SKAGIT COUNTY CLERK, Vote For 1</b>							
DEM	Nancy Scott	265	100.00%	0	0.00%	265	100.00%
	<b>Cast Votes:</b>	<b>265</b>	<b>63.25%</b>	<b>0</b>	<b>0.00%</b>	<b>265</b>	<b>63.25%</b>
	<b>Over Votes:</b>	<b>1</b>	<b>0.24%</b>	<b>0</b>	<b>0.00%</b>	<b>1</b>	<b>0.24%</b>
	<b>Under Votes:</b>	<b>153</b>	<b>36.52%</b>	<b>0</b>	<b>0.00%</b>	<b>153</b>	<b>36.52%</b>



200611290246

Skagit County Auditor

Precinct Report — Official

PRIMARY ELECTION — SKAGIT COUNTY WASHINGTON 2006 GENERAL ELECTION — November 07, 2006

Page 249 of 568

11/29/2006 12:46 PM

Precincts Reporting 118 of 118 = 100.00%

Total Number of Voters : 41,641 of 59,998 = 69.40%

Party	Candidate	Early	Election	Total
<b>Precinct 160 (Ballots Cast: 419)</b>				
<b>SKAGIT COUNTY COMMISSIONER DISTRICT 3, Vote For 1</b>				
DEM	Sharon D. Dillon	204	52.58%	204 52.58%
REP	Ted W. Anderson	184	47.42%	184 47.42%
	Cast Votes:	388	92.60%	388 92.60%
	Over Votes:	1	0.24%	1 0.24%
	Under Votes:	30	7.16%	30 7.16%
<b>SKAGIT COUNTY CORONER, Vote For 1</b>				
DEM	Daniel Dempsey	279	100.00%	279 100.00%
	Cast Votes:	279	66.59%	279 66.59%
	Over Votes:	1	0.24%	1 0.24%
	Under Votes:	139	33.17%	139 33.17%
<b>SKAGIT COUNTY PROSECUTING ATTORNEY, Vote For 1</b>				
DEM	Rich Weyrich	182	46.67%	182 46.67%
REP	Tom Seguine	208	53.33%	208 53.33%
	Cast Votes:	390	93.08%	390 93.08%
	Over Votes:	1	0.24%	1 0.24%
	Under Votes:	28	6.68%	28 6.68%
<b>SKAGIT COUNTY SHERIFF, Vote For 1</b>				
DEM	Rick Grimstead	147	37.69%	147 37.69%
REP	Dave Corrion	243	62.31%	243 62.31%
	Cast Votes:	390	93.08%	390 93.08%
	Over Votes:	1	0.24%	1 0.24%
	Under Votes:	28	6.68%	28 6.68%
<b>SKAGIT COUNTY TREASURER, Vote For 1</b>				
REP	Katie Jungquist	322	100.00%	322 100.00%
	Cast Votes:	322	76.85%	322 76.85%
	Over Votes:	1	0.24%	1 0.24%
	Under Votes:	96	22.91%	96 22.91%
<b>STATE SUPREME COURT JUSTICE POSITION #2, Vote For 1</b>				
	Susan Owens	159	47.46%	159 47.46%
	Stephen Johnson	176	52.54%	176 52.54%
	Cast Votes:	335	79.95%	335 79.95%
	Over Votes:	1	0.24%	1 0.24%
	Under Votes:	83	19.81%	83 19.81%



200611290246  
Skagit County Auditor

11/29/2006 Page 266 of 584 2:34PM

Precinct Report — Official

PRIMARY ELECTION — SKAGIT COUNTY WASHINGTON 2006 GENERAL ELECTION — November 07, 2006

Total Number of Voters : 41,641 of 59,998 = 69.40%

Precincts Reporting 118 of 118 = 100.00%

Party	Candidate	Early	Election	Total
<b>Precinct 160 (Ballots Cast: 419)</b>				
<b>STATE SUPREME COURT JUSTICE POSITION #8, Vote For 1</b>				
	Gerry L. Alexander	237 100.00%	0 0.00%	237 100.00%
	Cast Votes:	237 56.56%	0 0.00%	237 56.56%
	Over Votes:	1 0.24%	0 0.00%	1 0.24%
	Under Votes:	181 43.20%	0 0.00%	181 43.20%
<b>STATE SUPREME COURT JUSTICE POSITION #9, Vote For 1</b>				
	Tom Chambers	239 100.00%	0 0.00%	239 100.00%
	Cast Votes:	239 57.04%	0 0.00%	239 57.04%
	Over Votes:	1 0.24%	0 0.00%	1 0.24%
	Under Votes:	179 42.72%	0 0.00%	179 42.72%
<b>COURT OF APPEALS DIVISION I DISTRICT #3 POSITION #1, Vote For 1</b>				
	Mary Kay Becker	239 100.00%	0 0.00%	239 100.00%
	Cast Votes:	239 57.04%	0 0.00%	239 57.04%
	Over Votes:	1 0.24%	0 0.00%	1 0.24%
	Under Votes:	179 42.72%	0 0.00%	179 42.72%
<b>DISTRICT COURT JUDGE POSITION 1, Vote For 1</b>				
	Warren M. Gilbert	183 61.20%	0 0.00%	183 61.20%
	Colleen Kenimond	116 38.80%	0 0.00%	116 38.80%
	Cast Votes:	299 71.36%	0 0.00%	299 71.36%
	Over Votes:	1 0.24%	0 0.00%	1 0.24%
	Under Votes:	119 28.40%	0 0.00%	119 28.40%
<b>DISTRICT COURT JUDGE POSITION 2, Vote For 1</b>				
	David A. Svaren	236 100.00%	0 0.00%	236 100.00%
	Cast Votes:	236 56.32%	0 0.00%	236 56.32%
	Over Votes:	1 0.24%	0 0.00%	1 0.24%
	Under Votes:	182 43.44%	0 0.00%	182 43.44%
<b>PUBLIC UTILITY DISTRICT COMMISSIONER NO. 2, Vote For 1</b>				
	Robbie Robertson	193 62.26%	0 0.00%	193 62.26%
	Michael C. Newman	117 37.74%	0 0.00%	117 37.74%
	Cast Votes:	310 73.99%	0 0.00%	310 73.99%
	Over Votes:	0 0.00%	0 0.00%	0 0.00%
	Under Votes:	109 26.01%	0 0.00%	109 26.01%



200611290246

Skagit County Auditor

Precinct Report — Official

PRIMARY ELECTION — SKAGIT COUNTY WASHINGTON 2006 GENERAL ELECTION — November 07, 2006

Page 251 of 568

11/29/2006 12:46 PM

Total Number of Voters : 41,641 of 59,998 = 69.40%


Precincts Reporting 118 of 118 = 100.00%

Party	Candidate	Early	Election	Total
-------	-----------	-------	----------	-------

Precinct 160 (Ballots Cast: 419)

SKAGIT COUNTY BOARD OF COMMISSIONERS PROPOSITION NO. 2 FLUORIDATION ADVISORY MEASURE, Vote For 1

Yes	185	47.56%	0	0.00%	185	47.56%
No	204	52.44%	0	0.00%	204	52.44%
Cast Votes:	389	92.84%	0	0.00%	389	92.84%
Over Votes:	0	0.00%	0	0.00%	0	0.00%
Under Votes:	30	7.16%	0	0.00%	30	7.16%



200611290246

Skagit County Auditor

11/29/2006 Page 268 of 584 2:34PM

Precinct Report — Official

PRIMARY ELECTION — SKAGIT COUNTY WASHINGTON 2006 GENERAL ELECTION — November 07, 2006


Total Number of Voters : 41,641 of 59,998 = 69.40%

Precincts Reporting 118 of 118 = 100.00%

Party	Candidate	Early	Election	Total
<b>Precinct 162 (Ballots Cast: 0)</b>				
<b>INITIATIVE MEASURE NO. 920, Vote For 1</b>				
	Yes	0	0.00%	0
	No	0	0.00%	0
	Cast Votes:	0	0.00%	0
	Over Votes:	0	0.00%	0
	Under Votes:	0	0.00%	0
<b>INITIATIVE MEASURE NO. 933, Vote For 1</b>				
	Yes	0	0.00%	0
	No	0	0.00%	0
	Cast Votes:	0	0.00%	0
	Over Votes:	0	0.00%	0
	Under Votes:	0	0.00%	0
<b>INITIATIVE MEASURE NO. 937, Vote For 1</b>				
	Yes	0	0.00%	0
	No	0	0.00%	0
	Cast Votes:	0	0.00%	0
	Over Votes:	0	0.00%	0
	Under Votes:	0	0.00%	0
<b>HOUSE JOINT RESOLUTION 4223, Vote For 1</b>				
	Approved	0	0.00%	0
	Rejected	0	0.00%	0
	Cast Votes:	0	0.00%	0
	Over Votes:	0	0.00%	0
	Under Votes:	0	0.00%	0
<b>PROPOSITION NO. 1 Emergency Medical Services Levy (Skagit County Medic 1), Vote For 1</b>				
	Yes	0	0.00%	0
	No	0	0.00%	0
	Cast Votes:	0	0.00%	0
	Over Votes:	0	0.00%	0
	Under Votes:	0	0.00%	0
<b>UNITED STATES SENATOR, Vote For 1</b>				
DEM	Maria Cantwell	0	0.00%	0
REP	Mike McGavick	0	0.00%	0
LIB	Bruce Guthrie	0	0.00%	0
IND	Robin Adair	0	0.00%	0
GRE	Aaron Dixon	0	0.00%	0
	Cast Votes:	0	0.00%	0
	Over Votes:	0	0.00%	0
	Under Votes:	0	0.00%	0

11/29/2006 Page

269 of 584 2:34PM



Precinct Report — Official

PRIMARY ELECTION — SKAGIT COUNTY WASHINGTON 2006 GENERAL ELECTION — November 07, 2006

Page 253 of 568

11/29/2006 12:46 PM

Precincts Reporting 118 of 118 = 100.00%

Total Number of Voters : 41,641 of 59,998 = 69.40%

Party	Candidate	Early	Election	Total
<b>Precinct 162 (Ballots Cast: 0)</b>				
<b>UNITED STATES REPRESENTATIVE DISTRICT #2, Vote For 1</b>				
DEM	Rick Larsen	0	0.00%	0 0.00%
REP	Doug Roulstone	0	0.00%	0 0.00%
	Cast Votes:	0	0.00%	0 0.00%
	Over Votes:	0	0.00%	0 0.00%
	Under Votes:	0	0.00%	0 0.00%
<b>STATE REPRESENTATIVE DISTRICT #40 POSITION #1, Vote For 1</b>				
DEM	Dave Quall	0	0.00%	0 0.00%
REP	Yoshe Revelle	0	0.00%	0 0.00%
	Cast Votes:	0	0.00%	0 0.00%
	Over Votes:	0	0.00%	0 0.00%
	Under Votes:	0	0.00%	0 0.00%
<b>STATE REPRESENTATIVE DISTRICT #40 POSITION #2, Vote For 1</b>				
DEM	Jeff Morris	0	0.00%	0 0.00%
	Cast Votes:	0	0.00%	0 0.00%
	Over Votes:	0	0.00%	0 0.00%
	Under Votes:	0	0.00%	0 0.00%
<b>SKAGIT COUNTY ASSESSOR, Vote For 1</b>				
REP	Mark Leander	0	0.00%	0 0.00%
	Cast Votes:	0	0.00%	0 0.00%
	Over Votes:	0	0.00%	0 0.00%
	Under Votes:	0	0.00%	0 0.00%
<b>SKAGIT COUNTY AUDITOR, Vote For 1</b>				
DEM	Jeanne Youngquist	0	0.00%	0 0.00%
REP	Norma Hickok-Brummett	0	0.00%	0 0.00%
	Cast Votes:	0	0.00%	0 0.00%
	Over Votes:	0	0.00%	0 0.00%
	Under Votes:	0	0.00%	0 0.00%
<b>SKAGIT COUNTY CLERK, Vote For 1</b>				
DEM	Nancy Scott	0	0.00%	0 0.00%
	Cast Votes:	0	0.00%	0 0.00%
	Over Votes:	0	0.00%	0 0.00%
	Under Votes:	0	0.00%	0 0.00%



200611290246  
Skagit County Auditor

11/29/2006 Page 270 of 584 2:34PM

Precinct Report — Official

PRIMARY ELECTION — SKAGIT COUNTY WASHINGTON 2006 GENERAL ELECTION — November 07, 2006

Page 254 of 568

11/29/2006 12:46 PM

Total Number of Voters : 41,641 of 59,998 = 69.40%

Precincts Reporting 118 of 118 = 100.00%

Party	Candidate	Early	Election	Total
<b>Precinct 162 (Ballots Cast: 0)</b>				
<b>SKAGIT COUNTY COMMISSIONER DISTRICT 3, Vote For 1</b>				
DEM	Sharon D. Dillon	0	0.00%	0 0.00%
REP	Ted W. Anderson	0	0.00%	0 0.00%
	Cast Votes:	0	0.00%	0 0.00%
	Over Votes:	0	0.00%	0 0.00%
	Under Votes:	0	0.00%	0 0.00%
<b>SKAGIT COUNTY CORONER, Vote For 1</b>				
DEM	Daniel Dempsey	0	0.00%	0 0.00%
	Cast Votes:	0	0.00%	0 0.00%
	Over Votes:	0	0.00%	0 0.00%
	Under Votes:	0	0.00%	0 0.00%
<b>SKAGIT COUNTY PROSECUTING ATTORNEY, Vote For 1</b>				
DEM	Rich Weyrich	0	0.00%	0 0.00%
REP	Tom Seguine	0	0.00%	0 0.00%
	Cast Votes:	0	0.00%	0 0.00%
	Over Votes:	0	0.00%	0 0.00%
	Under Votes:	0	0.00%	0 0.00%
<b>SKAGIT COUNTY SHERIFF, Vote For 1</b>				
DEM	Rick Grimstead	0	0.00%	0 0.00%
REP	Dave Corrion	0	0.00%	0 0.00%
	Cast Votes:	0	0.00%	0 0.00%
	Over Votes:	0	0.00%	0 0.00%
	Under Votes:	0	0.00%	0 0.00%
<b>SKAGIT COUNTY TREASURER, Vote For 1</b>				
REP	Katie Jungquist	0	0.00%	0 0.00%
	Cast Votes:	0	0.00%	0 0.00%
	Over Votes:	0	0.00%	0 0.00%
	Under Votes:	0	0.00%	0 0.00%
<b>STATE SUPREME COURT JUSTICE POSITION #2, Vote For 1</b>				
	Susan Owens	0	0.00%	0 0.00%
	Stephen Johnson	0	0.00%	0 0.00%
	Cast Votes:	0	0.00%	0 0.00%
	Over Votes:	0	0.00%	0 0.00%
	Under Votes:	0	0.00%	0 0.00%



200611290246

Skagit County Auditor

Precinct Report — Official

PRIMARY ELECTION — SKAGIT COUNTY WASHINGTON 2006 GENERAL ELECTION — November 07, 2006

Page 255 of 568

11/29/2006 12:46 PM

Precincts Reporting 118 of 118 = 100.00%

Total Number of Voters : 41,641 of 59,998 = 69.40%

Party	Candidate	Early	Election	Total	
<b>Precinct 162 (Ballots Cast: 0)</b>					
<b>STATE SUPREME COURT JUSTICE POSITION #8, Vote For 1</b>					
	Gerry L. Alexander	0	0.00%	0	0.00%
	Cast Votes:	0	0.00%	0	0.00%
	Over Votes:	0	0.00%	0	0.00%
	Under Votes:	0	0.00%	0	0.00%
<b>STATE SUPREME COURT JUSTICE POSITION #9, Vote For 1</b>					
	Tom Chambers	0	0.00%	0	0.00%
	Cast Votes:	0	0.00%	0	0.00%
	Over Votes:	0	0.00%	0	0.00%
	Under Votes:	0	0.00%	0	0.00%
<b>COURT OF APPEALS DIVISION I DISTRICT #3 POSITION #1, Vote For 1</b>					
	Mary Kay Becker	0	0.00%	0	0.00%
	Cast Votes:	0	0.00%	0	0.00%
	Over Votes:	0	0.00%	0	0.00%
	Under Votes:	0	0.00%	0	0.00%
<b>DISTRICT COURT JUDGE POSITION 1, Vote For 1</b>					
	Warren M. Gilbert	0	0.00%	0	0.00%
	Colleen Kenimond	0	0.00%	0	0.00%
	Cast Votes:	0	0.00%	0	0.00%
	Over Votes:	0	0.00%	0	0.00%
	Under Votes:	0	0.00%	0	0.00%
<b>DISTRICT COURT JUDGE POSITION 2, Vote For 1</b>					
	David A. Svaren	0	0.00%	0	0.00%
	Cast Votes:	0	0.00%	0	0.00%
	Over Votes:	0	0.00%	0	0.00%
	Under Votes:	0	0.00%	0	0.00%
<b>PUBLIC UTILITY DISTRICT COMMISSIONER NO. 2, Vote For 1</b>					
	Robbie Robertson	0	0.00%	0	0.00%
	Michael C. Newman	0	0.00%	0	0.00%
	Cast Votes:	0	0.00%	0	0.00%
	Over Votes:	0	0.00%	0	0.00%
	Under Votes:	0	0.00%	0	0.00%



200611290246  
Skagit County Auditor

11/29/2006 Page 272 of 584 2:34PM



Precinct Report — Official


PRIMARY ELECTION — SKAGIT COUNTY WASHINGTON 2006 GENERAL ELECTION — November 07, 2006

Total Number of Voters : 41,641 of 59,998 = 69.40%

Precincts Reporting 118 of 118 = 100.00%

Party	Candidate	Early	Election	Total	
<b>Precinct 164 (Ballots Cast: 584)</b>					
<b>INITIATIVE MEASURE NO. 920, Vote For 1</b>					
	Yes	240	42.48%	0 0.00%	240 42.48%
	No	325	57.52%	0 0.00%	325 57.52%
	<b>Cast Votes:</b>	565	96.75%	0 0.00%	565 96.75%
	<b>Over Votes:</b>	0	0.00%	0 0.00%	0 0.00%
	<b>Under Votes:</b>	19	3.25%	0 0.00%	19 3.25%
<b>INITIATIVE MEASURE NO. 933, Vote For 1</b>					
	Yes	163	28.50%	0 0.00%	163 28.50%
	No	409	71.50%	0 0.00%	409 71.50%
	<b>Cast Votes:</b>	572	97.95%	0 0.00%	572 97.95%
	<b>Over Votes:</b>	0	0.00%	0 0.00%	0 0.00%
	<b>Under Votes:</b>	12	2.05%	0 0.00%	12 2.05%
<b>INITIATIVE MEASURE NO. 937, Vote For 1</b>					
	Yes	263	47.64%	0 0.00%	263 47.64%
	No	289	52.36%	0 0.00%	289 52.36%
	<b>Cast Votes:</b>	552	94.52%	0 0.00%	552 94.52%
	<b>Over Votes:</b>	0	0.00%	0 0.00%	0 0.00%
	<b>Under Votes:</b>	32	5.48%	0 0.00%	32 5.48%
<b>HOUSE JOINT RESOLUTION 4223, Vote For 1</b>					
	Approved	467	86.32%	0 0.00%	467 86.32%
	Rejected	74	13.68%	0 0.00%	74 13.68%
	<b>Cast Votes:</b>	541	92.64%	0 0.00%	541 92.64%
	<b>Over Votes:</b>	0	0.00%	0 0.00%	0 0.00%
	<b>Under Votes:</b>	43	7.36%	0 0.00%	43 7.36%
<b>PROPOSITION NO. 1 Emergency Medical Services Levy (Skagit County Medic 1), Vote For 1</b>					
	Yes	390	71.96%	0 0.00%	390 71.96%
	No	152	28.04%	0 0.00%	152 28.04%
	<b>Cast Votes:</b>	542	92.81%	0 0.00%	542 92.81%
	<b>Over Votes:</b>	0	0.00%	0 0.00%	0 0.00%
	<b>Under Votes:</b>	42	7.19%	0 0.00%	42 7.19%
<b>UNITED STATES SENATOR, Vote For 1</b>					
DEM	Maria Cantwell	278	48.01%	0 0.00%	278 48.01%
REP	Mike McGavick	281	48.53%	0 0.00%	281 48.53%
LIB	Bruce Guthrie	13	2.25%	0 0.00%	13 2.25%
IND	Robin Adair	5	0.86%	0 0.00%	5 0.86%
GRE	Aaron Dixon	2	0.35%	0 0.00%	2 0.35%
	<b>Cast Votes:</b>	579	99.14%	0 0.00%	579 99.14%
	<b>Over Votes:</b>	0	0.00%	0 0.00%	0 0.00%
	<b>Under Votes:</b>	5	0.86%	0 0.00%	5 0.86%

11/29/2006 Page 273 of 584 2:34PM



Precinct Report — Official

PRIMARY ELECTION — SKAGIT COUNTY WASHINGTON 2006 GENERAL ELECTION — November 07, 2006

Page 257 of 568

11/29/2006 12:46 PM

Precincts Reporting 118 of 118 = 100.00%

Total Number of Voters : 41,641 of 59,998 = 69.40%

Party	Candidate	Early	Election	Total		
<b>Precinct 164 (Ballots Cast: 584)</b>						
<b>UNITED STATES REPRESENTATIVE DISTRICT #2, Vote For 1</b>						
DEM	Rick Larsen	348	60.52%	0 0.00%	348	60.52%
REP	Doug Roulstone	227	39.48%	0 0.00%	227	39.48%
	<b>Cast Votes:</b>	575	98.46%	0 0.00%	575	98.46%
	<b>Over Votes:</b>	0	0.00%	0 0.00%	0	0.00%
	<b>Under Votes:</b>	9	1.54%	0 0.00%	9	1.54%
<b>STATE REPRESENTATIVE DISTRICT #40 POSITION #1, Vote For 1</b>						
DEM	Dave Quall	396	72.39%	0 0.00%	396	72.39%
REP	Yoshe Revelle	151	27.61%	0 0.00%	151	27.61%
	<b>Cast Votes:</b>	547	93.66%	0 0.00%	547	93.66%
	<b>Over Votes:</b>	0	0.00%	0 0.00%	0	0.00%
	<b>Under Votes:</b>	37	6.34%	0 0.00%	37	6.34%
<b>STATE REPRESENTATIVE DISTRICT #40 POSITION #2, Vote For 1</b>						
DEM	Jeff Morris	421	100.00%	0 0.00%	421	100.00%
	<b>Cast Votes:</b>	421	72.09%	0 0.00%	421	72.09%
	<b>Over Votes:</b>	0	0.00%	0 0.00%	0	0.00%
	<b>Under Votes:</b>	163	27.91%	0 0.00%	163	27.91%
<b>SKAGIT COUNTY ASSESSOR, Vote For 1</b>						
REP	Mark Leander	400	100.00%	0 0.00%	400	100.00%
	<b>Cast Votes:</b>	400	68.49%	0 0.00%	400	68.49%
	<b>Over Votes:</b>	0	0.00%	0 0.00%	0	0.00%
	<b>Under Votes:</b>	184	31.51%	0 0.00%	184	31.51%
<b>SKAGIT COUNTY AUDITOR, Vote For 1</b>						
DEM	Jeanne Youngquist	283	52.70%	0 0.00%	283	52.70%
REP	Norma Hickok-Brummett	254	47.30%	0 0.00%	254	47.30%
	<b>Cast Votes:</b>	537	91.95%	0 0.00%	537	91.95%
	<b>Over Votes:</b>	0	0.00%	0 0.00%	0	0.00%
	<b>Under Votes:</b>	47	8.05%	0 0.00%	47	8.05%
<b>SKAGIT COUNTY CLERK, Vote For 1</b>						
DEM	Nancy Scott	408	100.00%	0 0.00%	408	100.00%
	<b>Cast Votes:</b>	408	69.86%	0 0.00%	408	69.86%
	<b>Over Votes:</b>	0	0.00%	0 0.00%	0	0.00%
	<b>Under Votes:</b>	176	30.14%	0 0.00%	176	30.14%



200611290246  
Skagit County Auditor

11/29/2006 Page 274 of 584 2:34PM

Precinct Report — Official

PRIMARY ELECTION — SKAGIT COUNTY WASHINGTON 2006 GENERAL ELECTION — November 07, 2006

Total Number of Voters : 41,641 of 59,998 = 69.40%

Precincts Reporting 118 of 118 = 100.00%

Party	Candidate	Early	Election	Total	
<b>Precinct 164 (Ballots Cast: 584)</b>					
<b>SKAGIT COUNTY COMMISSIONER DISTRICT 3, Vote For 1</b>					
DEM	Sharon D. Dillon	352	63.77%	0 0.00%	352 63.77%
REP	Ted W. Anderson	200	36.23%	0 0.00%	200 36.23%
	Cast Votes:	552	94.52%	0 0.00%	552 94.52%
	Over Votes:	0	0.00%	0 0.00%	0 0.00%
	Under Votes:	32	5.48%	0 0.00%	32 5.48%
<b>SKAGIT COUNTY CORONER, Vote For 1</b>					
DEM	Daniel Dempsey	403	100.00%	0 0.00%	403 100.00%
	Cast Votes:	403	69.01%	0 0.00%	403 69.01%
	Over Votes:	0	0.00%	0 0.00%	0 0.00%
	Under Votes:	181	30.99%	0 0.00%	181 30.99%
<b>SKAGIT COUNTY PROSECUTING ATTORNEY, Vote For 1</b>					
DEM	Rich Weyrich	297	53.61%	0 0.00%	297 53.61%
REP	Tom Seguire	257	46.39%	0 0.00%	257 46.39%
	Cast Votes:	554	94.86%	0 0.00%	554 94.86%
	Over Votes:	0	0.00%	0 0.00%	0 0.00%
	Under Votes:	30	5.14%	0 0.00%	30 5.14%
<b>SKAGIT COUNTY SHERIFF, Vote For 1</b>					
DEM	Rick Grimstead	287	53.05%	0 0.00%	287 53.05%
REP	Dave Corrian	254	46.95%	0 0.00%	254 46.95%
	Cast Votes:	541	92.64%	0 0.00%	541 92.64%
	Over Votes:	0	0.00%	0 0.00%	0 0.00%
	Under Votes:	43	7.36%	0 0.00%	43 7.36%
<b>SKAGIT COUNTY TREASURER, Vote For 1</b>					
REP	Katie Jungquist	406	100.00%	0 0.00%	406 100.00%
	Cast Votes:	406	69.52%	0 0.00%	406 69.52%
	Over Votes:	0	0.00%	0 0.00%	0 0.00%
	Under Votes:	178	30.48%	0 0.00%	178 30.48%
<b>STATE SUPREME COURT JUSTICE POSITION #2, Vote For 1</b>					
	Susan Owens	285	59.50%	0 0.00%	285 59.50%
	Stephen Johnson	194	40.50%	0 0.00%	194 40.50%
	Cast Votes:	479	82.02%	0 0.00%	479 82.02%
	Over Votes:	0	0.00%	0 0.00%	0 0.00%
	Under Votes:	105	17.98%	0 0.00%	105 17.98%



200611290246

Skagit County Auditor

Precinct Report — Official

PRIMARY ELECTION — SKAGIT COUNTY WASHINGTON 2006 GENERAL ELECTION — November 07, 2006

Page 259 of 568

11/29/2006 12:46 PM

Precincts Reporting 118 of 118 = 100.00%

Total Number of Voters : 41,641 of 59,998 = 69.40%

Party	Candidate	Early	Election	Total
<b>Precinct 164 (Ballots Cast: 584)</b>				
<b>STATE SUPREME COURT JUSTICE POSITION #8, Vote For 1</b>				
	Gerry L. Alexander	366 100.00%	0 0.00%	366 100.00%
	Cast Votes:	366 62.67%	0 0.00%	366 62.67%
	Over Votes:	0 0.00%	0 0.00%	0 0.00%
	Under Votes:	218 37.33%	0 0.00%	218 37.33%
<b>STATE SUPREME COURT JUSTICE POSITION #9, Vote For 1</b>				
	Tom Chambers	360 100.00%	0 0.00%	360 100.00%
	Cast Votes:	360 61.64%	0 0.00%	360 61.64%
	Over Votes:	0 0.00%	0 0.00%	0 0.00%
	Under Votes:	224 38.36%	0 0.00%	224 38.36%
<b>COURT OF APPEALS DIVISION I DISTRICT #3 POSITION #1, Vote For 1</b>				
	Mary Kay Becker	360 100.00%	0 0.00%	360 100.00%
	Cast Votes:	360 61.64%	0 0.00%	360 61.64%
	Over Votes:	0 0.00%	0 0.00%	0 0.00%
	Under Votes:	224 38.36%	0 0.00%	224 38.36%
<b>DISTRICT COURT JUDGE POSITION 1, Vote For 1</b>				
	Warren M. Gilbert	260 58.04%	0 0.00%	260 58.04%
	Colleen Kenimond	188 41.96%	0 0.00%	188 41.96%
	Cast Votes:	448 76.71%	0 0.00%	448 76.71%
	Over Votes:	0 0.00%	0 0.00%	0 0.00%
	Under Votes:	136 23.29%	0 0.00%	136 23.29%
<b>DISTRICT COURT JUDGE POSITION 2, Vote For 1</b>				
	David A. Svaren	333 100.00%	0 0.00%	333 100.00%
	Cast Votes:	333 57.02%	0 0.00%	333 57.02%
	Over Votes:	0 0.00%	0 0.00%	0 0.00%
	Under Votes:	251 42.98%	0 0.00%	251 42.98%
<b>PUBLIC UTILITY DISTRICT COMMISSIONER NO. 2, Vote For 1</b>				
	Robbie Robertson	199 61.23%	0 0.00%	199 61.23%
	Michael C. Newman	126 38.77%	0 0.00%	126 38.77%
	Cast Votes:	325 55.65%	0 0.00%	325 55.65%
	Over Votes:	0 0.00%	0 0.00%	0 0.00%
	Under Votes:	259 44.35%	0 0.00%	259 44.35%



200611290246

Skagit County Auditor

11/29/2006 Page 276 of 584 2:34PM

Precinct Report — Official

PRIMARY ELECTION — SKAGIT COUNTY WASHINGTON 2006 GENERAL ELECTION — November 07, 2006

Page 260 of 568

11/29/2006 12:46 PM

Total Number of Voters : 41,641 of 59,998 = 69.40%

Precincts Reporting 118 of 118 = 100.00%

Party	Candidate	Early	Election	Total
<b>Precinct 164 (Ballots Cast: 584)</b>				
FIDALGO POOL & FITNESS CENTER DISTRICT MAINTENANCE AND OPERATION LEVY, Vote For 1				
	Yes	375	67.20%	0 0.00% 375 67.20%
	No	183	32.80%	0 0.00% 183 32.80%
	Cast Votes:	558	95.55%	0 0.00% 558 95.55%
	Over Votes:	0	0.00%	0 0.00% 0 0.00%
	Under Votes:	26	4.45%	0 0.00% 26 4.45%



200611290246  
Skagit County Auditor

Precinct Report — Official

PRIMARY ELECTION — SKAGIT COUNTY WASHINGTON 2006 GENERAL ELECTION — November 07, 2006

Page 261 of 568

11/29/2006 12:46 PM

Precincts Reporting 118 of 118 = 100.00%

Total Number of Voters : 41,641 of 59,998 = 69.40%

Party	Candidate	Early	Election	Total
<b>Precinct 165 (Ballots Cast: 121)</b>				
<b>INITIATIVE MEASURE NO. 920, Vote For 1</b>				
	Yes	40 35.40%	0 0.00%	40 35.40%
	No	73 64.60%	0 0.00%	73 64.60%
	Cast Votes:	113 93.39%	0 0.00%	113 93.39%
	Over Votes:	0 0.00%	0 0.00%	0 0.00%
	Under Votes:	8 6.61%	0 0.00%	8 6.61%
<b>INITIATIVE MEASURE NO. 933, Vote For 1</b>				
	Yes	33 29.20%	0 0.00%	33 29.20%
	No	80 70.80%	0 0.00%	80 70.80%
	Cast Votes:	113 93.39%	0 0.00%	113 93.39%
	Over Votes:	0 0.00%	0 0.00%	0 0.00%
	Under Votes:	8 6.61%	0 0.00%	8 6.61%
<b>INITIATIVE MEASURE NO. 937, Vote For 1</b>				
	Yes	43 39.45%	0 0.00%	43 39.45%
	No	66 60.55%	0 0.00%	66 60.55%
	Cast Votes:	109 90.08%	0 0.00%	109 90.08%
	Over Votes:	0 0.00%	0 0.00%	0 0.00%
	Under Votes:	12 9.92%	0 0.00%	12 9.92%
<b>HOUSE JOINT RESOLUTION 4223, Vote For 1</b>				
	Approved	87 77.68%	0 0.00%	87 77.68%
	Rejected	25 22.32%	0 0.00%	25 22.32%
	Cast Votes:	112 92.56%	0 0.00%	112 92.56%
	Over Votes:	0 0.00%	0 0.00%	0 0.00%
	Under Votes:	9 7.44%	0 0.00%	9 7.44%
<b>PROPOSITION NO. 1 Emergency Medical Services Levy (Skagit County Medic 1), Vote For 1</b>				
	Yes	68 59.65%	0 0.00%	68 59.65%
	No	46 40.35%	0 0.00%	46 40.35%
	Cast Votes:	114 94.21%	0 0.00%	114 94.21%
	Over Votes:	0 0.00%	0 0.00%	0 0.00%
	Under Votes:	7 5.79%	0 0.00%	7 5.79%
<b>UNITED STATES SENATOR, Vote For 1</b>				
DEM	Maria Cantwell	57 48.31%	0 0.00%	57 48.31%
REP	Mike McGavick	57 48.31%	0 0.00%	57 48.31%
LIB	Bruce Guthrie	1 0.85%	0 0.00%	1 0.85%
IND	Robin Adair	3 2.54%	0 0.00%	3 2.54%
GRE	Aaron Dixon	0 0.00%	0 0.00%	0 0.00%
	Cast Votes:	118 97.52%	0 0.00%	118 97.52%
	Over Votes:	0 0.00%	0 0.00%	0 0.00%
	Under Votes:	3 2.48%	0 0.00%	3 2.48%



200611290246  
Skagit County Auditor

11/29/2006 Page 278 of 584 2:34PM

Precinct Report — Official

PRIMARY ELECTION — SKAGIT COUNTY WASHINGTON 2006 GENERAL ELECTION — November 07, 2006

Page 262 of 568

11/29/2006 12:46 PM

Total Number of Voters : 41,641 of 59,998 = 69.40%

Precincts Reporting 118 of 118 = 100.00%

Party	Candidate	Early	Election	Total
<b>Precinct 165 (Ballots Cast: 121)</b>				
<b>UNITED STATES REPRESENTATIVE DISTRICT #2, Vote For 1</b>				
DEM	Rick Larsen	72	63.72%	72 63.72%
REP	Doug Roulstone	41	36.28%	41 36.28%
	Cast Votes:	113	93.39%	113 93.39%
	Over Votes:	0	0.00%	0 0.00%
	Under Votes:	8	6.61%	8 6.61%
<b>STATE REPRESENTATIVE DISTRICT #40 POSITION #1, Vote For 1</b>				
DEM	Dave Quall	85	73.91%	85 73.91%
REP	Yoshe Revelle	30	26.09%	30 26.09%
	Cast Votes:	115	95.04%	115 95.04%
	Over Votes:	0	0.00%	0 0.00%
	Under Votes:	6	4.96%	6 4.96%
<b>STATE REPRESENTATIVE DISTRICT #40 POSITION #2, Vote For 1</b>				
DEM	Jeff Morris	78	100.00%	78 100.00%
	Cast Votes:	78	64.46%	78 64.46%
	Over Votes:	0	0.00%	0 0.00%
	Under Votes:	43	35.54%	43 35.54%
<b>SKAGIT COUNTY ASSESSOR, Vote For 1</b>				
REP	Mark Leander	88	100.00%	88 100.00%
	Cast Votes:	88	72.73%	88 72.73%
	Over Votes:	0	0.00%	0 0.00%
	Under Votes:	33	27.27%	33 27.27%
<b>SKAGIT COUNTY AUDITOR, Vote For 1</b>				
DEM	Jeanne Youngquist	49	43.75%	49 43.75%
REP	Norma Hickok-Brummett	63	56.25%	63 56.25%
	Cast Votes:	112	92.56%	112 92.56%
	Over Votes:	0	0.00%	0 0.00%
	Under Votes:	9	7.44%	9 7.44%
<b>SKAGIT COUNTY CLERK, Vote For 1</b>				
DEM	Nancy Scott	79	100.00%	79 100.00%
	Cast Votes:	79	65.29%	79 65.29%
	Over Votes:	0	0.00%	0 0.00%
	Under Votes:	42	34.71%	42 34.71%



200611290246

Skagit County Auditor

Precinct Report — Official

PRIMARY ELECTION — SKAGIT COUNTY WASHINGTON 2006 GENERAL ELECTION — November 07, 2006

Page 263 of 568

11/29/2006 12:46 PM

Precincts Reporting 118 of 118 = 100.00%

Total Number of Voters : 41,641 of 59,998 = 69.40%

Party	Candidate	Early	Election	Total
<b>Precinct 165 (Ballots Cast: 121)</b>				
<b>SKAGIT COUNTY COMMISSIONER DISTRICT 3, Vote For 1</b>				
DEM	Sharon D. Dillon	72	61.54%	72 61.54%
REP	Ted W. Anderson	45	38.46%	45 38.46%
	Cast Votes:	117	96.69%	117 96.69%
	Over Votes:	0	0.00%	0 0.00%
	Under Votes:	4	3.31%	4 3.31%
<b>SKAGIT COUNTY CORONER, Vote For 1</b>				
DEM	Daniel Dempsey	83	100.00%	83 100.00%
	Cast Votes:	83	68.60%	83 68.60%
	Over Votes:	0	0.00%	0 0.00%
	Under Votes:	38	31.40%	38 31.40%
<b>SKAGIT COUNTY PROSECUTING ATTORNEY, Vote For 1</b>				
DEM	Rich Weyrich	68	60.71%	68 60.71%
REP	Tom Seguire	44	39.29%	44 39.29%
	Cast Votes:	112	92.56%	112 92.56%
	Over Votes:	0	0.00%	0 0.00%
	Under Votes:	9	7.44%	9 7.44%
<b>SKAGIT COUNTY SHERIFF, Vote For 1</b>				
DEM	Rick Grimstead	58	52.25%	58 52.25%
REP	Dave Corrion	53	47.75%	53 47.75%
	Cast Votes:	111	91.74%	111 91.74%
	Over Votes:	0	0.00%	0 0.00%
	Under Votes:	10	8.26%	10 8.26%
<b>SKAGIT COUNTY TREASURER, Vote For 1</b>				
REP	Katie Jungquist	90	100.00%	90 100.00%
	Cast Votes:	90	74.38%	90 74.38%
	Over Votes:	0	0.00%	0 0.00%
	Under Votes:	31	25.62%	31 25.62%
<b>STATE SUPREME COURT JUSTICE POSITION #2, Vote For 1</b>				
	Susan Owens	56	57.73%	56 57.73%
	Stephen Johnson	41	42.27%	41 42.27%
	Cast Votes:	97	80.17%	97 80.17%
	Over Votes:	0	0.00%	0 0.00%
	Under Votes:	24	19.83%	24 19.83%



200611290246  
 Skagit County Auditor  
 11/29/2006 Page 280 of 584 2:34PM



Precinct Report — Official

PRIMARY ELECTION — SKAGIT COUNTY WASHINGTON 2006 GENERAL ELECTION — November 07, 2006

Page 264 of 568

11/29/2006 12:46 PM

Total Number of Voters : 41,641 of 59,998 = 69.40%

Precincts Reporting 118 of 118 = 100.00%

Party	Candidate	Early	Election	Total
<b>Precinct 165 (Ballots Cast: 121)</b>				
<b>STATE SUPREME COURT JUSTICE POSITION #8, Vote For 1</b>				
	Gerry L. Alexander	75 100.00%	0 0.00%	75 100.00%
	Cast Votes:	75 61.98%	0 0.00%	75 61.98%
	Over Votes:	0 0.00%	0 0.00%	0 0.00%
	Under Votes:	46 38.02%	0 0.00%	46 38.02%
<b>STATE SUPREME COURT JUSTICE POSITION #9, Vote For 1</b>				
	Tom Chambers	69 100.00%	0 0.00%	69 100.00%
	Cast Votes:	69 57.02%	0 0.00%	69 57.02%
	Over Votes:	0 0.00%	0 0.00%	0 0.00%
	Under Votes:	52 42.98%	0 0.00%	52 42.98%
<b>COURT OF APPEALS DIVISION I DISTRICT #3 POSITION #1, Vote For 1</b>				
	Mary Kay Becker	71 100.00%	0 0.00%	71 100.00%
	Cast Votes:	71 58.68%	0 0.00%	71 58.68%
	Over Votes:	0 0.00%	0 0.00%	0 0.00%
	Under Votes:	50 41.32%	0 0.00%	50 41.32%
<b>DISTRICT COURT JUDGE POSITION 1, Vote For 1</b>				
	Warren M. Gilbert	47 49.47%	0 0.00%	47 49.47%
	Colleen Kenimond	48 50.53%	0 0.00%	48 50.53%
	Cast Votes:	95 78.51%	0 0.00%	95 78.51%
	Over Votes:	0 0.00%	0 0.00%	0 0.00%
	Under Votes:	26 21.49%	0 0.00%	26 21.49%
<b>DISTRICT COURT JUDGE POSITION 2, Vote For 1</b>				
	David A. Svaren	78 100.00%	0 0.00%	78 100.00%
	Cast Votes:	78 64.46%	0 0.00%	78 64.46%
	Over Votes:	0 0.00%	0 0.00%	0 0.00%
	Under Votes:	43 35.54%	0 0.00%	43 35.54%
<b>PUBLIC UTILITY DISTRICT COMMISSIONER NO. 2, Vote For 1</b>				
	Robbie Robertson	34 44.74%	0 0.00%	34 44.74%
	Michael C. Newman	42 55.26%	0 0.00%	42 55.26%
	Cast Votes:	76 62.81%	0 0.00%	76 62.81%
	Over Votes:	0 0.00%	0 0.00%	0 0.00%
	Under Votes:	45 37.19%	0 0.00%	45 37.19%



200611290246

Skagit County Auditor

Precinct Report — Official

PRIMARY ELECTION — SKAGIT COUNTY WASHINGTON 2006 GENERAL ELECTION — November 07, 2006

Page 265 of 568

11/29/2006 12:46 PM


Total Number of Voters : 41,641 of 59,998 = 69.40%

Precincts Reporting 118 of 118 = 100.00%

Party	Candidate	Early	Election	Total
-------	-----------	-------	----------	-------

Precinct 165 (Ballots Cast: 121)

SKAGIT COUNTY BOARD OF COMMISSIONERS PROPOSITION NO. 2 FLUORIDATION ADVISORY MEASURE, Vote For 1							
Yes		49	45.37%	0	0.00%	49	45.37%
No		59	54.63%	0	0.00%	59	54.63%
	Cast Votes:	108	89.26%	0	0.00%	108	89.26%
	Over Votes:	0	0.00%	0	0.00%	0	0.00%
	Under Votes:	13	10.74%	0	0.00%	13	10.74%



200611290246  
Skagit County Auditor

Precinct Report — Official


PRIMARY ELECTION — SKAGIT COUNTY WASHINGTON 2006 GENERAL ELECTION — November 07, 2006

Total Number of Voters : 41,641 of 59,998 = 69.40%

Precincts Reporting 118 of 118 = 100.00%

Party	Candidate	Early	Election	Total
<b>Precinct 166 (Ballots Cast: 327)</b>				
<b>INITIATIVE MEASURE NO. 920, Vote For 1</b>				
	Yes	115 35.94%	0 0.00%	115 35.94%
	No	205 64.06%	0 0.00%	205 64.06%
	<b>Cast Votes:</b>	<b>320 97.86%</b>	<b>0 0.00%</b>	<b>320 97.86%</b>
	<b>Over Votes:</b>	<b>0 0.00%</b>	<b>0 0.00%</b>	<b>0 0.00%</b>
	<b>Under Votes:</b>	<b>7 2.14%</b>	<b>0 0.00%</b>	<b>7 2.14%</b>
<b>INITIATIVE MEASURE NO. 933, Vote For 1</b>				
	Yes	99 30.94%	0 0.00%	99 30.94%
	No	221 69.06%	0 0.00%	221 69.06%
	<b>Cast Votes:</b>	<b>320 97.86%</b>	<b>0 0.00%</b>	<b>320 97.86%</b>
	<b>Over Votes:</b>	<b>1 0.31%</b>	<b>0 0.00%</b>	<b>1 0.31%</b>
	<b>Under Votes:</b>	<b>6 1.83%</b>	<b>0 0.00%</b>	<b>6 1.83%</b>
<b>INITIATIVE MEASURE NO. 937, Vote For 1</b>				
	Yes	142 45.51%	0 0.00%	142 45.51%
	No	170 54.49%	0 0.00%	170 54.49%
	<b>Cast Votes:</b>	<b>312 95.41%</b>	<b>0 0.00%</b>	<b>312 95.41%</b>
	<b>Over Votes:</b>	<b>0 0.00%</b>	<b>0 0.00%</b>	<b>0 0.00%</b>
	<b>Under Votes:</b>	<b>15 4.59%</b>	<b>0 0.00%</b>	<b>15 4.59%</b>
<b>HOUSE JOINT RESOLUTION 4223, Vote For 1</b>				
	Approved	255 83.06%	0 0.00%	255 83.06%
	Rejected	52 16.94%	0 0.00%	52 16.94%
	<b>Cast Votes:</b>	<b>307 93.88%</b>	<b>0 0.00%</b>	<b>307 93.88%</b>
	<b>Over Votes:</b>	<b>1 0.31%</b>	<b>0 0.00%</b>	<b>1 0.31%</b>
	<b>Under Votes:</b>	<b>19 5.81%</b>	<b>0 0.00%</b>	<b>19 5.81%</b>
<b>PROPOSITION NO. 1 Emergency Medical Services Levy (Skagit County Medic 1), Vote For 1</b>				
	Yes	187 59.94%	0 0.00%	187 59.94%
	No	125 40.06%	0 0.00%	125 40.06%
	<b>Cast Votes:</b>	<b>312 95.41%</b>	<b>0 0.00%</b>	<b>312 95.41%</b>
	<b>Over Votes:</b>	<b>0 0.00%</b>	<b>0 0.00%</b>	<b>0 0.00%</b>
	<b>Under Votes:</b>	<b>15 4.59%</b>	<b>0 0.00%</b>	<b>15 4.59%</b>
<b>UNITED STATES SENATOR, Vote For 1</b>				
DEM	Maria Cantwell	164 50.62%	0 0.00%	164 50.62%
REP	Mike McGavick	143 44.14%	0 0.00%	143 44.14%
LIB	Bruce Guthrie	7 2.16%	0 0.00%	7 2.16%
IND	Robin Adair	3 0.93%	0 0.00%	3 0.93%
GRE	Aaron Dixon	7 2.16%	0 0.00%	7 2.16%
	<b>Cast Votes:</b>	<b>324 99.08%</b>	<b>0 0.00%</b>	<b>324 99.08%</b>
	<b>Over Votes:</b>	<b>0 0.00%</b>	<b>0 0.00%</b>	<b>0 0.00%</b>
	<b>Under Votes:</b>	<b>3 0.92%</b>	<b>0 0.00%</b>	<b>3 0.92%</b>

11/29/2006 Page 283 of 584 2:34PM  
 Skagit County Auditor  
 200611290246



Precinct Report — Official

PRIMARY ELECTION — SKAGIT COUNTY WASHINGTON 2006 GENERAL ELECTION — November 07, 2006

Page 267 of 568

11/29/2006 12:46 PM

Precincts Reporting 118 of 118 = 100.00%

Total Number of Voters : 41,641 of 59,998 = 69.40%

Party	Candidate	Early	Election	Total
-------	-----------	-------	----------	-------

Precinct 166 (Ballots Cast: 327)

UNITED STATES REPRESENTATIVE DISTRICT #2, Vote For 1

DEM	Rick Larsen	208	64.60%	0	0.00%	208	64.60%
REP	Doug Roulstone	114	35.40%	0	0.00%	114	35.40%
Cast Votes:		322	98.47%	0	0.00%	322	98.47%
Over Votes:		1	0.31%	0	0.00%	1	0.31%
Under Votes:		4	1.22%	0	0.00%	4	1.22%

STATE REPRESENTATIVE DISTRICT #40 POSITION #1, Vote For 1

DEM	Dave Quall	225	73.05%	0	0.00%	225	73.05%
REP	Yoshe Revelle	83	26.95%	0	0.00%	83	26.95%
Cast Votes:		308	94.19%	0	0.00%	308	94.19%
Over Votes:		0	0.00%	0	0.00%	0	0.00%
Under Votes:		19	5.81%	0	0.00%	19	5.81%

STATE REPRESENTATIVE DISTRICT #40 POSITION #2, Vote For 1

DEM	Jeff Morris	243	100.00%	0	0.00%	243	100.00%
Cast Votes:		243	74.31%	0	0.00%	243	74.31%
Over Votes:		0	0.00%	0	0.00%	0	0.00%
Under Votes:		84	25.69%	0	0.00%	84	25.69%

SKAGIT COUNTY ASSESSOR, Vote For 1

REP	Mark Leander	226	100.00%	0	0.00%	226	100.00%
Cast Votes:		226	69.11%	0	0.00%	226	69.11%
Over Votes:		0	0.00%	0	0.00%	0	0.00%
Under Votes:		101	30.89%	0	0.00%	101	30.89%

SKAGIT COUNTY AUDITOR, Vote For 1

DEM	Jeanne Youngquist	175	56.27%	0	0.00%	175	56.27%
REP	Norma Hickok-Brummett	136	43.73%	0	0.00%	136	43.73%
Cast Votes:		311	95.11%	0	0.00%	311	95.11%
Over Votes:		0	0.00%	0	0.00%	0	0.00%
Under Votes:		16	4.89%	0	0.00%	16	4.89%

SKAGIT COUNTY CLERK, Vote For 1

DEM	Nancy Scott	237	100.00%	0	0.00%	237	100.00%
Cast Votes:		237	72.48%	0	0.00%	237	72.48%
Over Votes:		0	0.00%	0	0.00%	0	0.00%
Under Votes:		90	27.52%	0	0.00%	90	27.52%



200611290246  
Skagit County Auditor

11/29/2006 Page 284 of 584 2:34PM

Precinct Report — Official

PRIMARY ELECTION — SKAGIT COUNTY WASHINGTON 2006 GENERAL ELECTION — November 07, 2006

Total Number of Voters : 41,641 of 59,998 = 69.40%

Precincts Reporting 118 of 118 = 100.00%

Party	Candidate	Early	Election	Total
<b>Precinct 166 (Ballots Cast: 327)</b>				
<b>SKAGIT COUNTY COMMISSIONER DISTRICT 3, Vote For 1</b>				
DEM	Sharon D. Dillon	180 56.25%	0 0.00%	180 56.25%
REP	Ted W. Anderson	140 43.75%	0 0.00%	140 43.75%
	Cast Votes:	320 97.86%	0 0.00%	320 97.86%
	Over Votes:	0 0.00%	0 0.00%	0 0.00%
	Under Votes:	7 2.14%	0 0.00%	7 2.14%
<b>SKAGIT COUNTY CORONER, Vote For 1</b>				
DEM	Daniel Dempsey	239 100.00%	0 0.00%	239 100.00%
	Cast Votes:	239 73.09%	0 0.00%	239 73.09%
	Over Votes:	0 0.00%	0 0.00%	0 0.00%
	Under Votes:	88 26.91%	0 0.00%	88 26.91%
<b>SKAGIT COUNTY PROSECUTING ATTORNEY, Vote For 1</b>				
DEM	Rich Weyrich	190 59.75%	0 0.00%	190 59.75%
REP	Tom Seguiné	128 40.25%	0 0.00%	128 40.25%
	Cast Votes:	318 97.25%	0 0.00%	318 97.25%
	Over Votes:	0 0.00%	0 0.00%	0 0.00%
	Under Votes:	9 2.75%	0 0.00%	9 2.75%
<b>SKAGIT COUNTY SHERIFF, Vote For 1</b>				
DEM	Rick Grimstead	181 57.64%	0 0.00%	181 57.64%
REP	Dave Corrion	133 42.36%	0 0.00%	133 42.36%
	Cast Votes:	314 96.02%	0 0.00%	314 96.02%
	Over Votes:	0 0.00%	0 0.00%	0 0.00%
	Under Votes:	13 3.98%	0 0.00%	13 3.98%
<b>SKAGIT COUNTY TREASURER, Vote For 1</b>				
REP	Katie Jungquist	242 100.00%	0 0.00%	242 100.00%
	Cast Votes:	242 74.01%	0 0.00%	242 74.01%
	Over Votes:	0 0.00%	0 0.00%	0 0.00%
	Under Votes:	85 25.99%	0 0.00%	85 25.99%
<b>STATE SUPREME COURT JUSTICE POSITION #2, Vote For 1</b>				
	Susan Owens	176 63.31%	0 0.00%	176 63.31%
	Stephen Johnson	102 36.69%	0 0.00%	102 36.69%
	Cast Votes:	278 85.02%	0 0.00%	278 85.02%
	Over Votes:	0 0.00%	0 0.00%	0 0.00%
	Under Votes:	49 14.98%	0 0.00%	49 14.98%



200611290246

Skagit County Auditor

Precinct Report — Official

PRIMARY ELECTION — SKAGIT COUNTY WASHINGTON 2006 GENERAL ELECTION — November 07, 2006

Page 269 of 568

11/29/2006 12:46 PM

Precincts Reporting 118 of 118 = 100.00%

Total Number of Voters : 41,641 of 59,998 = 69.40%

Party	Candidate	Early	Election	Total
-------	-----------	-------	----------	-------

Precinct 166 (Ballots Cast: 327)

STATE SUPREME COURT JUSTICE POSITION #8, Vote For 1

Gerry L. Alexander

217	100.00%	0	0.00%	217	100.00%
-----	---------	---	-------	-----	---------

Cast Votes:	217	66.36%	0	0.00%	217	66.36%
-------------	-----	--------	---	-------	-----	--------

Over Votes:	0	0.00%	0	0.00%	0	0.00%
-------------	---	-------	---	-------	---	-------

Under Votes:	110	33.64%	0	0.00%	110	33.64%
--------------	-----	--------	---	-------	-----	--------

STATE SUPREME COURT JUSTICE POSITION #9, Vote For 1

Tom Chambers

220	100.00%	0	0.00%	220	100.00%
-----	---------	---	-------	-----	---------

Cast Votes:	220	67.28%	0	0.00%	220	67.28%
-------------	-----	--------	---	-------	-----	--------

Over Votes:	0	0.00%	0	0.00%	0	0.00%
-------------	---	-------	---	-------	---	-------

Under Votes:	107	32.72%	0	0.00%	107	32.72%
--------------	-----	--------	---	-------	-----	--------

COURT OF APPEALS DIVISION I DISTRICT #3 POSITION #1, Vote For 1

Mary Kay Becker

221	100.00%	0	0.00%	221	100.00%
-----	---------	---	-------	-----	---------

Cast Votes:	221	67.58%	0	0.00%	221	67.58%
-------------	-----	--------	---	-------	-----	--------

Over Votes:	0	0.00%	0	0.00%	0	0.00%
-------------	---	-------	---	-------	---	-------

Under Votes:	106	32.42%	0	0.00%	106	32.42%
--------------	-----	--------	---	-------	-----	--------

DISTRICT COURT JUDGE POSITION 1, Vote For 1

Warren M. Gilbert  
Colleen Kenimond

137	51.70%	0	0.00%	137	51.70%
128	48.30%	0	0.00%	128	48.30%

Cast Votes:	265	81.04%	0	0.00%	265	81.04%
-------------	-----	--------	---	-------	-----	--------

Over Votes:	0	0.00%	0	0.00%	0	0.00%
-------------	---	-------	---	-------	---	-------

Under Votes:	62	18.96%	0	0.00%	62	18.96%
--------------	----	--------	---	-------	----	--------

DISTRICT COURT JUDGE POSITION 2, Vote For 1

David A. Svaren

211	100.00%	0	0.00%	211	100.00%
-----	---------	---	-------	-----	---------

Cast Votes:	211	64.53%	0	0.00%	211	64.53%
-------------	-----	--------	---	-------	-----	--------

Over Votes:	0	0.00%	0	0.00%	0	0.00%
-------------	---	-------	---	-------	---	-------

Under Votes:	116	35.47%	0	0.00%	116	35.47%
--------------	-----	--------	---	-------	-----	--------

PUBLIC UTILITY DISTRICT COMMISSIONER NO. 2, Vote For 1

Robbie Robertson  
Michael C. Newman

139	58.40%	0	0.00%	139	58.40%
99	41.60%	0	0.00%	99	41.60%

Cast Votes:	238	72.78%	0	0.00%	238	72.78%
-------------	-----	--------	---	-------	-----	--------

Over Votes:	0	0.00%	0	0.00%	0	0.00%
-------------	---	-------	---	-------	---	-------

Under Votes:	89	27.22%	0	0.00%	89	27.22%
--------------	----	--------	---	-------	----	--------



200611290246  
Skagit County Auditor

Precinct Report — Official

PRIMARY ELECTION — SKAGIT COUNTY WASHINGTON 2006 GENERAL ELECTION — November 07, 2006

Total Number of Voters : 41,641 of 59,998 = 69.40%

Precincts Reporting 118 of 118 = 100.00%

Party	Candidate	Early		Election		Total	
<b>Precinct 167 (Ballots Cast: 67)</b>							
<b>INITIATIVE MEASURE NO. 920, Vote For 1</b>							
	Yes	24	35.82%	0	0.00%	24	35.82%
	No	43	64.18%	0	0.00%	43	64.18%
	<b>Cast Votes:</b>	67	100.00%	0	0.00%	67	100.00%
	<b>Over Votes:</b>	0	0.00%	0	0.00%	0	0.00%
	<b>Under Votes:</b>	0	0.00%	0	0.00%	0	0.00%
<b>INITIATIVE MEASURE NO. 933, Vote For 1</b>							
	Yes	29	43.28%	0	0.00%	29	43.28%
	No	38	56.72%	0	0.00%	38	56.72%
	<b>Cast Votes:</b>	67	100.00%	0	0.00%	67	100.00%
	<b>Over Votes:</b>	0	0.00%	0	0.00%	0	0.00%
	<b>Under Votes:</b>	0	0.00%	0	0.00%	0	0.00%
<b>INITIATIVE MEASURE NO. 937, Vote For 1</b>							
	Yes	28	43.75%	0	0.00%	28	43.75%
	No	36	56.25%	0	0.00%	36	56.25%
	<b>Cast Votes:</b>	64	95.52%	0	0.00%	64	95.52%
	<b>Over Votes:</b>	0	0.00%	0	0.00%	0	0.00%
	<b>Under Votes:</b>	3	4.48%	0	0.00%	3	4.48%
<b>HOUSE JOINT RESOLUTION 4223, Vote For 1</b>							
	Approved	53	80.30%	0	0.00%	53	80.30%
	Rejected	13	19.70%	0	0.00%	13	19.70%
	<b>Cast Votes:</b>	66	98.51%	0	0.00%	66	98.51%
	<b>Over Votes:</b>	0	0.00%	0	0.00%	0	0.00%
	<b>Under Votes:</b>	1	1.49%	0	0.00%	1	1.49%
<b>PROPOSITION NO. 1 Emergency Medical Services Levy (Skagit County Medic 1), Vote For 1</b>							
	Yes	38	60.32%	0	0.00%	38	60.32%
	No	25	39.68%	0	0.00%	25	39.68%
	<b>Cast Votes:</b>	63	94.03%	0	0.00%	63	94.03%
	<b>Over Votes:</b>	0	0.00%	0	0.00%	0	0.00%
	<b>Under Votes:</b>	4	5.97%	0	0.00%	4	5.97%
<b>UNITED STATES SENATOR, Vote For 1</b>							
DEM	Maria Cantwell	32	47.76%	0	0.00%	32	47.76%
REP	Mike McGavick	35	52.24%	0	0.00%	35	52.24%
LIB	Bruce Guthrie	0	0.00%	0	0.00%	0	0.00%
IND	Robin Adair	0	0.00%	0	0.00%	0	0.00%
GRE	Aaron Dixon	0	0.00%	0	0.00%	0	0.00%
	<b>Cast Votes:</b>	67	100.00%	0	0.00%	67	100.00%
	<b>Over Votes:</b>	0	0.00%	0	0.00%	0	0.00%
	<b>Under Votes:</b>	0	0.00%	0	0.00%	0	0.00%

11/29/2006 Page 287 of 584 2:34PM  
 Skagit County Auditor  
 200611290246

Precinct Report — Official

PRIMARY ELECTION — SKAGIT COUNTY WASHINGTON 2006 GENERAL ELECTION — November 07, 2006

Page 271 of 568

11/29/2006 12:46 PM

Precincts Reporting 118 of 118 = 100.00%

Total Number of Voters : 41,641 of 59,998 = 69.40%

Party	Candidate	Early	Election	Total
<b>Precinct 167 (Ballots Cast: 67)</b>				
<b>UNITED STATES REPRESENTATIVE DISTRICT #2, Vote For 1</b>				
DEM	Rick Larsen	37	56.92%	37 56.92%
REP	Doug Roulstone	28	43.08%	28 43.08%
	<b>Cast Votes:</b>	65	97.01%	65 97.01%
	<b>Over Votes:</b>	0	0.00%	0 0.00%
	<b>Under Votes:</b>	2	2.99%	2 2.99%
<b>STATE REPRESENTATIVE DISTRICT #39 POSITION #1, Vote For 1</b>				
DEM	Scott Olson	33	50.00%	33 50.00%
REP	Dan Kristiansen	33	50.00%	33 50.00%
	<b>Cast Votes:</b>	66	98.51%	66 98.51%
	<b>Over Votes:</b>	0	0.00%	0 0.00%
	<b>Under Votes:</b>	1	1.49%	1 1.49%
<b>STATE REPRESENTATIVE DISTRICT #39 POSITION #2, Vote For 1</b>				
REP	Kirk Pearson	54	100.00%	54 100.00%
	<b>Cast Votes:</b>	54	80.60%	54 80.60%
	<b>Over Votes:</b>	0	0.00%	0 0.00%
	<b>Under Votes:</b>	13	19.40%	13 19.40%
<b>SKAGIT COUNTY ASSESSOR, Vote For 1</b>				
REP	Mark Leander	50	100.00%	50 100.00%
	<b>Cast Votes:</b>	50	74.63%	50 74.63%
	<b>Over Votes:</b>	0	0.00%	0 0.00%
	<b>Under Votes:</b>	17	25.37%	17 25.37%
<b>SKAGIT COUNTY AUDITOR, Vote For 1</b>				
DEM	Jeanne Youngquist	39	60.94%	39 60.94%
REP	Norma Hickok-Brummett	25	39.06%	25 39.06%
	<b>Cast Votes:</b>	64	95.52%	64 95.52%
	<b>Over Votes:</b>	0	0.00%	0 0.00%
	<b>Under Votes:</b>	3	4.48%	3 4.48%
<b>SKAGIT COUNTY CLERK, Vote For 1</b>				
DEM	Nancy Scott	52	100.00%	52 100.00%
	<b>Cast Votes:</b>	52	77.61%	52 77.61%
	<b>Over Votes:</b>	0	0.00%	0 0.00%
	<b>Under Votes:</b>	15	22.39%	15 22.39%



200611290246  
Skagit County Auditor

11/29/2006 Page 288 of 584 2:34PM



Precinct Report — Official

PRIMARY ELECTION — SKAGIT COUNTY WASHINGTON 2006 GENERAL ELECTION — November 07, 2006

Page 272 of 568

11/29/2006 12:46 PM

Total Number of Voters : 41,641 of 59,998 = 69.40%

Precincts Reporting 118 of 118 = 100.00%

Party	Candidate	Early	Election	Total
<b>Precinct 167 (Ballots Cast: 67)</b>				
<b>SKAGIT COUNTY COMMISSIONER DISTRICT 3, Vote For 1</b>				
DEM	Sharon D. Dillon	23 34.85%	0 0.00%	23 34.85%
REP	Ted W. Anderson	43 65.15%	0 0.00%	43 65.15%
	Cast Votes:	66 98.51%	0 0.00%	66 98.51%
	Over Votes:	0 0.00%	0 0.00%	0 0.00%
	Under Votes:	1 1.49%	0 0.00%	1 1.49%
<b>SKAGIT COUNTY CORONER, Vote For 1</b>				
DEM	Daniel Dempsey	50 100.00%	0 0.00%	50 100.00%
	Cast Votes:	50 74.63%	0 0.00%	50 74.63%
	Over Votes:	0 0.00%	0 0.00%	0 0.00%
	Under Votes:	17 25.37%	0 0.00%	17 25.37%
<b>SKAGIT COUNTY PROSECUTING ATTORNEY, Vote For 1</b>				
DEM	Rich Weyrich	36 55.38%	0 0.00%	36 55.38%
REP	Tom Seguire	29 44.62%	0 0.00%	29 44.62%
	Cast Votes:	65 97.01%	0 0.00%	65 97.01%
	Over Votes:	0 0.00%	0 0.00%	0 0.00%
	Under Votes:	2 2.99%	0 0.00%	2 2.99%
<b>SKAGIT COUNTY SHERIFF, Vote For 1</b>				
DEM	Rick Grimstead	27 41.54%	0 0.00%	27 41.54%
REP	Dave Corrian	38 58.46%	0 0.00%	38 58.46%
	Cast Votes:	65 97.01%	0 0.00%	65 97.01%
	Over Votes:	0 0.00%	0 0.00%	0 0.00%
	Under Votes:	2 2.99%	0 0.00%	2 2.99%
<b>SKAGIT COUNTY TREASURER, Vote For 1</b>				
REP	Katie Jungquist	54 100.00%	0 0.00%	54 100.00%
	Cast Votes:	54 80.60%	0 0.00%	54 80.60%
	Over Votes:	0 0.00%	0 0.00%	0 0.00%
	Under Votes:	13 19.40%	0 0.00%	13 19.40%
<b>STATE SUPREME COURT JUSTICE POSITION #2, Vote For 1</b>				
	Susan Owens	38 64.41%	0 0.00%	38 64.41%
	Stephen Johnson	21 35.59%	0 0.00%	21 35.59%
	Cast Votes:	59 88.06%	0 0.00%	59 88.06%
	Over Votes:	0 0.00%	0 0.00%	0 0.00%
	Under Votes:	8 11.94%	0 0.00%	8 11.94%



200611290246  
Skagit County Auditor

Precinct Report — Official

PRIMARY ELECTION — SKAGIT COUNTY WASHINGTON 2006 GENERAL ELECTION — November 07, 2006

Page 273 of 568

11/29/2006 12:46 PM

Total Number of Voters : 41,641 of 59,998 = 69.40%

Precincts Reporting 118 of 118 = 100.00%

Party	Candidate	Early	Election	Total
<b>Precinct 167 (Ballots Cast: 67)</b>				
<b>STATE SUPREME COURT JUSTICE POSITION #8, Vote For 1</b>				
	Gerry L. Alexander	52 100.00%	0 0.00%	52 100.00%
	Cast Votes:	52 77.61%	0 0.00%	52 77.61%
	Over Votes:	0 0.00%	0 0.00%	0 0.00%
	Under Votes:	15 22.39%	0 0.00%	15 22.39%
<b>STATE SUPREME COURT JUSTICE POSITION #9, Vote For 1</b>				
	Tom Chambers	54 100.00%	0 0.00%	54 100.00%
	Cast Votes:	54 80.60%	0 0.00%	54 80.60%
	Over Votes:	0 0.00%	0 0.00%	0 0.00%
	Under Votes:	13 19.40%	0 0.00%	13 19.40%
<b>COURT OF APPEALS DIVISION I DISTRICT #3 POSITION #1, Vote For 1</b>				
	Mary Kay Becker	52 100.00%	0 0.00%	52 100.00%
	Cast Votes:	52 77.61%	0 0.00%	52 77.61%
	Over Votes:	0 0.00%	0 0.00%	0 0.00%
	Under Votes:	15 22.39%	0 0.00%	15 22.39%
<b>DISTRICT COURT JUDGE POSITION 1, Vote For 1</b>				
	Warren M. Gilbert	39 63.93%	0 0.00%	39 63.93%
	Colleen Kenimond	22 36.07%	0 0.00%	22 36.07%
	Cast Votes:	61 91.04%	0 0.00%	61 91.04%
	Over Votes:	0 0.00%	0 0.00%	0 0.00%
	Under Votes:	6 8.96%	0 0.00%	6 8.96%
<b>DISTRICT COURT JUDGE POSITION 2, Vote For 1</b>				
	David A. Svaren	47 100.00%	0 0.00%	47 100.00%
	Cast Votes:	47 70.15%	0 0.00%	47 70.15%
	Over Votes:	0 0.00%	0 0.00%	0 0.00%
	Under Votes:	20 29.85%	0 0.00%	20 29.85%
<b>PUBLIC UTILITY DISTRICT COMMISSIONER NO. 2, Vote For 1</b>				
	Robbie Robertson	30 50.00%	0 0.00%	30 50.00%
	Michael C. Newman	30 50.00%	0 0.00%	30 50.00%
	Cast Votes:	60 89.55%	0 0.00%	60 89.55%
	Over Votes:	0 0.00%	0 0.00%	0 0.00%
	Under Votes:	7 10.45%	0 0.00%	7 10.45%



200611290246  
Skagit County Auditor  
11/29/2006 Page 290 of 584 2:34PM

**Precinct Report — Official**

**PRIMARY ELECTION — SKAGIT COUNTY WASHINGTON 2006 GENERAL ELECTION — November 07, 2006**

Page 274 of 568

11/29/2006 12:46 PM

Total Number of Voters : 41,641 of 59,998 = 69.40%


Precincts Reporting 118 of 118 = 100.00%

Party	Candidate	Early	Election	Total	
<b>Precinct 167 (Ballots Cast: 67)</b>					
SKAGIT COUNTY BOARD OF COMMISSIONERS PROPOSITION NO. 2 FLUORIDATION ADVISORY MEASURE, Vote For 1					
	Yes	32	52.46%	0 0.00%	32 52.46%
	No	29	47.54%	0 0.00%	29 47.54%
	Cast Votes:	61	91.04%	0 0.00%	61 91.04%
	Over Votes:	0	0.00%	0 0.00%	0 0.00%
	Under Votes:	6	8.96%	0 0.00%	6 8.96%

11/29/2006 Page 291 of 584 2:34PM

200611290246

Skagit County Auditor



Precinct Report — Official

PRIMARY ELECTION — SKAGIT COUNTY WASHINGTON 2006 GENERAL ELECTION — November 07, 2006

Page 275 of 568

11/29/2006 12:46 PM

Total Number of Voters : 41,641 of 59,998 = 69.40%

Precincts Reporting 118 of 118 = 100.00%

Party	Candidate	Early	Election	Total
<b>Precinct 168 (Ballots Cast: 476)</b>				
<b>INITIATIVE MEASURE NO. 920, Vote For 1</b>				
	Yes	168 35.74%	0 0.00%	168 35.74%
	No	302 64.26%	0 0.00%	302 64.26%
	Cast Votes:	470 98.74%	0 0.00%	470 98.74%
	Over Votes:	0 0.00%	0 0.00%	0 0.00%
	Under Votes:	6 1.26%	0 0.00%	6 1.26%
<b>INITIATIVE MEASURE NO. 933, Vote For 1</b>				
	Yes	140 30.24%	0 0.00%	140 30.24%
	No	323 69.76%	0 0.00%	323 69.76%
	Cast Votes:	463 97.27%	0 0.00%	463 97.27%
	Over Votes:	0 0.00%	0 0.00%	0 0.00%
	Under Votes:	13 2.73%	0 0.00%	13 2.73%
<b>INITIATIVE MEASURE NO. 937, Vote For 1</b>				
	Yes	211 47.10%	0 0.00%	211 47.10%
	No	237 52.90%	0 0.00%	237 52.90%
	Cast Votes:	448 94.12%	0 0.00%	448 94.12%
	Over Votes:	0 0.00%	0 0.00%	0 0.00%
	Under Votes:	28 5.88%	0 0.00%	28 5.88%
<b>HOUSE JOINT RESOLUTION 4223, Vote For 1</b>				
	Approved	381 86.20%	0 0.00%	381 86.20%
	Rejected	61 13.80%	0 0.00%	61 13.80%
	Cast Votes:	442 92.86%	0 0.00%	442 92.86%
	Over Votes:	0 0.00%	0 0.00%	0 0.00%
	Under Votes:	34 7.14%	0 0.00%	34 7.14%
<b>PROPOSITION NO. 1 Emergency Medical Services Levy (Skagit County Medic 1), Vote For 1</b>				
	Yes	279 62.42%	0 0.00%	279 62.42%
	No	168 37.58%	0 0.00%	168 37.58%
	Cast Votes:	447 93.91%	0 0.00%	447 93.91%
	Over Votes:	0 0.00%	0 0.00%	0 0.00%
	Under Votes:	29 6.09%	0 0.00%	29 6.09%
<b>UNITED STATES SENATOR, Vote For 1</b>				
DEM	Maria Cantwell	269 56.75%	0 0.00%	269 56.75%
REP	Mike McGavick	181 38.19%	0 0.00%	181 38.19%
LIB	Bruce Guthrie	15 3.16%	0 0.00%	15 3.16%
IND	Robin Adair	3 0.63%	0 0.00%	3 0.63%
GRE	Aaron Dixon	6 1.27%	0 0.00%	6 1.27%
	Cast Votes:	474 99.58%	0 0.00%	474 99.58%
	Over Votes:	0 0.00%	0 0.00%	0 0.00%
	Under Votes:	2 0.42%	0 0.00%	2 0.42%



200611290246  
Skagit County Auditor

11/29/2006 Page 292 of 584 2:34PM

Precinct Report — Official

PRIMARY ELECTION — SKAGIT COUNTY WASHINGTON 2006 GENERAL ELECTION — November 07, 2006

Page 276 of 568

11/29/2006 12:46 PM

Total Number of Voters : 41,641 of 59,998 = 69.40%

Precincts Reporting 118 of 118 = 100.00%

Party	Candidate	Early	Election	Total	
<b>Precinct 168 (Ballots Cast: 476)</b>					
<b>UNITED STATES REPRESENTATIVE DISTRICT #2, Vote For 1</b>					
DEM	Rick Larsen	312	67.68%	0 0.00%	312 67.68%
REP	Doug Roulstone	149	32.32%	0 0.00%	149 32.32%
Cast Votes:		461	96.85%	0 0.00%	461 96.85%
Over Votes:		0	0.00%	0 0.00%	0 0.00%
Under Votes:		15	3.15%	0 0.00%	15 3.15%
<b>STATE REPRESENTATIVE DISTRICT #40 POSITION #1, Vote For 1</b>					
DEM	Dave Quall	325	71.59%	0 0.00%	325 71.59%
REP	Yoshe Revelle	129	28.41%	0 0.00%	129 28.41%
Cast Votes:		454	95.38%	0 0.00%	454 95.38%
Over Votes:		0	0.00%	0 0.00%	0 0.00%
Under Votes:		22	4.62%	0 0.00%	22 4.62%
<b>STATE REPRESENTATIVE DISTRICT #40 POSITION #2, Vote For 1</b>					
DEM	Jeff Morris	348	100.00%	0 0.00%	348 100.00%
Cast Votes:		348	73.11%	0 0.00%	348 73.11%
Over Votes:		0	0.00%	0 0.00%	0 0.00%
Under Votes:		128	26.89%	0 0.00%	128 26.89%
<b>SKAGIT COUNTY ASSESSOR, Vote For 1</b>					
REP	Mark Leander	298	100.00%	0 0.00%	298 100.00%
Cast Votes:		298	62.61%	0 0.00%	298 62.61%
Over Votes:		0	0.00%	0 0.00%	0 0.00%
Under Votes:		178	37.39%	0 0.00%	178 37.39%
<b>SKAGIT COUNTY AUDITOR, Vote For 1</b>					
DEM	Jeanne Youngquist	264	60.27%	0 0.00%	264 60.27%
REP	Norma Hickok-Brummett	174	39.73%	0 0.00%	174 39.73%
Cast Votes:		438	92.02%	0 0.00%	438 92.02%
Over Votes:		0	0.00%	0 0.00%	0 0.00%
Under Votes:		38	7.98%	0 0.00%	38 7.98%
<b>SKAGIT COUNTY CLERK, Vote For 1</b>					
DEM	Nancy Scott	324	100.00%	0 0.00%	324 100.00%
Cast Votes:		324	68.07%	0 0.00%	324 68.07%
Over Votes:		0	0.00%	0 0.00%	0 0.00%
Under Votes:		152	31.93%	0 0.00%	152 31.93%



200611290246

Skagit County Auditor

**Precinct Report — Official**

**PRIMARY ELECTION — SKAGIT COUNTY WASHINGTON 2006 GENERAL ELECTION — November 07, 2006**

Page 277 of 568

11/29/2006 12:46 PM

Total Number of Voters : 41,641 of 59,998 = 69.40%

Precincts Reporting 118 of 118 = 100.00%

Party	Candidate	Early	Election	Total	
<b>Precinct 168 (Ballots Cast: 476)</b>					
<b>SKAGIT COUNTY COMMISSIONER DISTRICT 3, Vote For 1</b>					
DEM	Sharon D. Dillon	286	63.13%	0 0.00%	286 63.13%
REP	Ted W. Anderson	167	36.87%	0 0.00%	167 36.87%
	Cast Votes:	453	95.17%	0 0.00%	453 95.17%
	Over Votes:	0	0.00%	0 0.00%	0 0.00%
	Under Votes:	23	4.83%	0 0.00%	23 4.83%
<b>SKAGIT COUNTY CORONER, Vote For 1</b>					
DEM	Daniel Dempsey	332	100.00%	0 0.00%	332 100.00%
	Cast Votes:	332	69.75%	0 0.00%	332 69.75%
	Over Votes:	0	0.00%	0 0.00%	0 0.00%
	Under Votes:	144	30.25%	0 0.00%	144 30.25%
<b>SKAGIT COUNTY PROSECUTING ATTORNEY, Vote For 1</b>					
DEM	Rich Weyrich	267	60.68%	0 0.00%	267 60.68%
REP	Tom Seguire	173	39.32%	0 0.00%	173 39.32%
	Cast Votes:	440	92.44%	0 0.00%	440 92.44%
	Over Votes:	0	0.00%	0 0.00%	0 0.00%
	Under Votes:	36	7.56%	0 0.00%	36 7.56%
<b>SKAGIT COUNTY SHERIFF, Vote For 1</b>					
DEM	Rick Grimstead	238	53.97%	0 0.00%	238 53.97%
REP	Dave Corrion	203	46.03%	0 0.00%	203 46.03%
	Cast Votes:	441	92.65%	0 0.00%	441 92.65%
	Over Votes:	0	0.00%	0 0.00%	0 0.00%
	Under Votes:	35	7.35%	0 0.00%	35 7.35%
<b>SKAGIT COUNTY TREASURER, Vote For 1</b>					
REP	Katie Jungquist	304	100.00%	0 0.00%	304 100.00%
	Cast Votes:	304	63.87%	0 0.00%	304 63.87%
	Over Votes:	0	0.00%	0 0.00%	0 0.00%
	Under Votes:	172	36.13%	0 0.00%	172 36.13%
<b>STATE SUPREME COURT JUSTICE POSITION #2, Vote For 1</b>					
	Susan Owens	251	63.38%	0 0.00%	251 63.38%
	Stephen Johnson	145	36.62%	0 0.00%	145 36.62%
	Cast Votes:	396	83.19%	0 0.00%	396 83.19%
	Over Votes:	0	0.00%	0 0.00%	0 0.00%
	Under Votes:	80	16.81%	0 0.00%	80 16.81%



200611290246

Skagit County Auditor

11/29/2006 Page 294 of 584 2:34PM

**Precinct Report — Official**

**PRIMARY ELECTION — SKAGIT COUNTY WASHINGTON 2006 GENERAL ELECTION — November 07, 2006**

Page 278 of 568

11/29/2006 12:46 PM

Total Number of Voters : 41,641 of 59,998 = 69.40%

Precincts Reporting 118 of 118 = 100.00%

Party	Candidate	Early	Election	Total
<b>Precinct 168 (Ballots Cast: 476)</b>				
<b>STATE SUPREME COURT JUSTICE POSITION #8, Vote For 1</b>				
	Gerry L. Alexander	297 100.00%	0 0.00%	297 100.00%
	Cast Votes:	297 62.39%	0 0.00%	297 62.39%
	Over Votes:	0 0.00%	0 0.00%	0 0.00%
	Under Votes:	179 37.61%	0 0.00%	179 37.61%
<b>STATE SUPREME COURT JUSTICE POSITION #9, Vote For 1</b>				
	Tom Chambers	298 100.00%	0 0.00%	298 100.00%
	Cast Votes:	298 62.61%	0 0.00%	298 62.61%
	Over Votes:	0 0.00%	0 0.00%	0 0.00%
	Under Votes:	178 37.39%	0 0.00%	178 37.39%
<b>COURT OF APPEALS DIVISION I DISTRICT #3 POSITION #1, Vote For 1</b>				
	Mary Kay Becker	307 100.00%	0 0.00%	307 100.00%
	Cast Votes:	307 64.50%	0 0.00%	307 64.50%
	Over Votes:	0 0.00%	0 0.00%	0 0.00%
	Under Votes:	169 35.50%	0 0.00%	169 35.50%
<b>DISTRICT COURT JUDGE POSITION 1, Vote For 1</b>				
	Warren M. Gilbert	191 51.62%	0 0.00%	191 51.62%
	Colleen Kenimond	179 48.38%	0 0.00%	179 48.38%
	Cast Votes:	370 77.73%	0 0.00%	370 77.73%
	Over Votes:	0 0.00%	0 0.00%	0 0.00%
	Under Votes:	106 22.27%	0 0.00%	106 22.27%
<b>DISTRICT COURT JUDGE POSITION 2, Vote For 1</b>				
	David A. Svaren	264 100.00%	0 0.00%	264 100.00%
	Cast Votes:	264 55.46%	0 0.00%	264 55.46%
	Over Votes:	0 0.00%	0 0.00%	0 0.00%
	Under Votes:	212 44.54%	0 0.00%	212 44.54%
<b>PUBLIC UTILITY DISTRICT COMMISSIONER NO. 2, Vote For 1</b>				
	Robbie Robertson	181 61.36%	0 0.00%	181 61.36%
	Michael C. Newman	114 38.64%	0 0.00%	114 38.64%
	Cast Votes:	295 61.97%	0 0.00%	295 61.97%
	Over Votes:	0 0.00%	0 0.00%	0 0.00%
	Under Votes:	181 38.03%	0 0.00%	181 38.03%



200611290246

Skagit County Auditor

Precinct Report — Official

PRIMARY ELECTION — SKAGIT COUNTY WASHINGTON 2006 GENERAL ELECTION — November 07, 2006

Page 279 of 568

11/29/2006 12:46 PM

Total Number of Voters : 41,641 of 59,998 = 69.40%

Precincts Reporting 118 of 118 = 100.00%

Party	Candidate	Early	Election	Total
<b>Precinct 170 (Ballots Cast: 5)</b>				
<b>INITIATIVE MEASURE NO. 920, Vote For 1</b>				
	Yes	2 40.00%	0 0.00%	2 40.00%
	No	3 60.00%	0 0.00%	3 60.00%
	Cast Votes:	5 100.00%	0 0.00%	5 100.00%
	Over Votes:	0 0.00%	0 0.00%	0 0.00%
	Under Votes:	0 0.00%	0 0.00%	0 0.00%
<b>INITIATIVE MEASURE NO. 933, Vote For 1</b>				
	Yes	0 0.00%	0 0.00%	0 0.00%
	No	5 100.00%	0 0.00%	5 100.00%
	Cast Votes:	5 100.00%	0 0.00%	5 100.00%
	Over Votes:	0 0.00%	0 0.00%	0 0.00%
	Under Votes:	0 0.00%	0 0.00%	0 0.00%
<b>INITIATIVE MEASURE NO. 937, Vote For 1</b>				
	Yes	4 80.00%	0 0.00%	4 80.00%
	No	1 20.00%	0 0.00%	1 20.00%
	Cast Votes:	5 100.00%	0 0.00%	5 100.00%
	Over Votes:	0 0.00%	0 0.00%	0 0.00%
	Under Votes:	0 0.00%	0 0.00%	0 0.00%
<b>HOUSE JOINT RESOLUTION 4223, Vote For 1</b>				
	Approved	2 50.00%	0 0.00%	2 50.00%
	Rejected	2 50.00%	0 0.00%	2 50.00%
	Cast Votes:	4 80.00%	0 0.00%	4 80.00%
	Over Votes:	0 0.00%	0 0.00%	0 0.00%
	Under Votes:	1 20.00%	0 0.00%	1 20.00%
<b>PROPOSITION NO. 1 Emergency Medical Services Levy (Skagit County Medic 1), Vote For 1</b>				
	Yes	3 60.00%	0 0.00%	3 60.00%
	No	2 40.00%	0 0.00%	2 40.00%
	Cast Votes:	5 100.00%	0 0.00%	5 100.00%
	Over Votes:	0 0.00%	0 0.00%	0 0.00%
	Under Votes:	0 0.00%	0 0.00%	0 0.00%
<b>UNITED STATES SENATOR, Vote For 1</b>				
DEM	Maria Cantwell	4 80.00%	0 0.00%	4 80.00%
REP	Mike McGavick	1 20.00%	0 0.00%	1 20.00%
LIB	Bruce Guthrie	0 0.00%	0 0.00%	0 0.00%
IND	Robin Adair	0 0.00%	0 0.00%	0 0.00%
GRE	Aaron Dixon	0 0.00%	0 0.00%	0 0.00%
	Cast Votes:	5 100.00%	0 0.00%	5 100.00%
	Over Votes:	0 0.00%	0 0.00%	0 0.00%
	Under Votes:	0 0.00%	0 0.00%	0 0.00%



200611290246  
Skagit County Auditor

11/29/2006 Page 296 of 584 2:34PM



Precinct Report — Official

PRIMARY ELECTION — SKAGIT COUNTY WASHINGTON 2006 GENERAL ELECTION — November 07, 2006

Total Number of Voters : 41,641 of 59,998 = 69.40%

Precincts Reporting 118 of 118 = 100.00%

Party	Candidate	Early	Election	Total
<b>Precinct 170 (Ballots Cast: 5)</b>				
<b>UNITED STATES REPRESENTATIVE DISTRICT #2, Vote For 1</b>				
DEM	Rick Larsen	5 100.00%	0 0.00%	5 100.00%
REP	Doug Roulstone	0 0.00%	0 0.00%	0 0.00%
	Cast Votes:	5 100.00%	0 0.00%	5 100.00%
	Over Votes:	0 0.00%	0 0.00%	0 0.00%
	Under Votes:	0 0.00%	0 0.00%	0 0.00%
<b>STATE REPRESENTATIVE DISTRICT #40 POSITION #1, Vote For 1</b>				
DEM	Dave Quall	5 100.00%	0 0.00%	5 100.00%
REP	Yoshe Revelle	0 0.00%	0 0.00%	0 0.00%
	Cast Votes:	5 100.00%	0 0.00%	5 100.00%
	Over Votes:	0 0.00%	0 0.00%	0 0.00%
	Under Votes:	0 0.00%	0 0.00%	0 0.00%
<b>STATE REPRESENTATIVE DISTRICT #40 POSITION #2, Vote For 1</b>				
DEM	Jeff Morris	4 100.00%	0 0.00%	4 100.00%
	Cast Votes:	4 80.00%	0 0.00%	4 80.00%
	Over Votes:	0 0.00%	0 0.00%	0 0.00%
	Under Votes:	1 20.00%	0 0.00%	1 20.00%
<b>SKAGIT COUNTY ASSESSOR, Vote For 1</b>				
REP	Mark Leander	4 100.00%	0 0.00%	4 100.00%
	Cast Votes:	4 80.00%	0 0.00%	4 80.00%
	Over Votes:	0 0.00%	0 0.00%	0 0.00%
	Under Votes:	1 20.00%	0 0.00%	1 20.00%
<b>SKAGIT COUNTY AUDITOR, Vote For 1</b>				
DEM	Jeanne Youngquist	3 60.00%	0 0.00%	3 60.00%
REP	Norma Hickok-Brummett	2 40.00%	0 0.00%	2 40.00%
	Cast Votes:	5 100.00%	0 0.00%	5 100.00%
	Over Votes:	0 0.00%	0 0.00%	0 0.00%
	Under Votes:	0 0.00%	0 0.00%	0 0.00%
<b>SKAGIT COUNTY CLERK, Vote For 1</b>				
DEM	Nancy Scott	4 100.00%	0 0.00%	4 100.00%
	Cast Votes:	4 80.00%	0 0.00%	4 80.00%
	Over Votes:	0 0.00%	0 0.00%	0 0.00%
	Under Votes:	1 20.00%	0 0.00%	1 20.00%



200611290246  
Skagit County Auditor

Precinct Report — Official

PRIMARY ELECTION — SKAGIT COUNTY WASHINGTON 2006 GENERAL ELECTION — November 07, 2006


Page 281 of 568

11/29/2006 12:46 PM

Total Number of Voters : 41,641 of 59,998 = 69.40%

Precincts Reporting 118 of 118 = 100.00%

Party	Candidate	Early	Election	Total			
<b>Precinct 170 (Ballots Cast: 5)</b>							
<b>SKAGIT COUNTY COMMISSIONER DISTRICT 3, Vote For 1</b>							
DEM	Sharon D. Dillon	5	100.00%	0	0.00%	5	100.00%
REP	Ted W. Anderson	0	0.00%	0	0.00%	0	0.00%
	Cast Votes:	5	100.00%	0	0.00%	5	100.00%
	Over Votes:	0	0.00%	0	0.00%	0	0.00%
	Under Votes:	0	0.00%	0	0.00%	0	0.00%
<b>SKAGIT COUNTY CORONER, Vote For 1</b>							
DEM	Daniel Dempsey	4	100.00%	0	0.00%	4	100.00%
	Cast Votes:	4	80.00%	0	0.00%	4	80.00%
	Over Votes:	0	0.00%	0	0.00%	0	0.00%
	Under Votes:	1	20.00%	0	0.00%	1	20.00%
<b>SKAGIT COUNTY PROSECUTING ATTORNEY, Vote For 1</b>							
DEM	Rich Weyrich	5	100.00%	0	0.00%	5	100.00%
REP	Tom Seguire	0	0.00%	0	0.00%	0	0.00%
	Cast Votes:	5	100.00%	0	0.00%	5	100.00%
	Over Votes:	0	0.00%	0	0.00%	0	0.00%
	Under Votes:	0	0.00%	0	0.00%	0	0.00%
<b>SKAGIT COUNTY SHERIFF, Vote For 1</b>							
DEM	Rick Grimstead	3	60.00%	0	0.00%	3	60.00%
REP	Dave Corrian	2	40.00%	0	0.00%	2	40.00%
	Cast Votes:	5	100.00%	0	0.00%	5	100.00%
	Over Votes:	0	0.00%	0	0.00%	0	0.00%
	Under Votes:	0	0.00%	0	0.00%	0	0.00%
<b>SKAGIT COUNTY TREASURER, Vote For 1</b>							
REP	Katie Jungquist	4	100.00%	0	0.00%	4	100.00%
	Cast Votes:	4	80.00%	0	0.00%	4	80.00%
	Over Votes:	0	0.00%	0	0.00%	0	0.00%
	Under Votes:	1	20.00%	0	0.00%	1	20.00%
<b>STATE SUPREME COURT JUSTICE POSITION #2, Vote For 1</b>							
	Susan Owens	3	60.00%	0	0.00%	3	60.00%
	Stephen Johnson	2	40.00%	0	0.00%	2	40.00%
	Cast Votes:	5	100.00%	0	0.00%	5	100.00%
	Over Votes:	0	0.00%	0	0.00%	0	0.00%
	Under Votes:	0	0.00%	0	0.00%	0	0.00%



11/29/2006 Page 298 of 584 2:34PM

**Precinct Report — Official**

**PRIMARY ELECTION — SKAGIT COUNTY WASHINGTON 2006 GENERAL ELECTION — November 07, 2006**

Page 282 of 568

11/29/2006 12:46 PM

Total Number of Voters : 41,641 of 59,998 = 69.40%

Precincts Reporting 118 of 118 = 100.00%

Party	Candidate	Early	Election	Total
<b>Precinct 170 (Ballots Cast: 5)</b>				
<b>STATE SUPREME COURT JUSTICE POSITION #8, Vote For 1</b>				
	Gerry L. Alexander	4 100.00%	0 0.00%	4 100.00%
	Cast Votes:	4 80.00%	0 0.00%	4 80.00%
	Over Votes:	0 0.00%	0 0.00%	0 0.00%
	Under Votes:	1 20.00%	0 0.00%	1 20.00%
<b>STATE SUPREME COURT JUSTICE POSITION #9, Vote For 1</b>				
	Tom Chambers	4 100.00%	0 0.00%	4 100.00%
	Cast Votes:	4 80.00%	0 0.00%	4 80.00%
	Over Votes:	0 0.00%	0 0.00%	0 0.00%
	Under Votes:	1 20.00%	0 0.00%	1 20.00%
<b>COURT OF APPEALS DIVISION I DISTRICT #3 POSITION #1, Vote For 1</b>				
	Mary Kay Becker	4 100.00%	0 0.00%	4 100.00%
	Cast Votes:	4 80.00%	0 0.00%	4 80.00%
	Over Votes:	0 0.00%	0 0.00%	0 0.00%
	Under Votes:	1 20.00%	0 0.00%	1 20.00%
<b>DISTRICT COURT JUDGE POSITION 1, Vote For 1</b>				
	Warren M. Gilbert	0 0.00%	0 0.00%	0 0.00%
	Colleen Kenimond	4 100.00%	0 0.00%	4 100.00%
	Cast Votes:	4 80.00%	0 0.00%	4 80.00%
	Over Votes:	0 0.00%	0 0.00%	0 0.00%
	Under Votes:	1 20.00%	0 0.00%	1 20.00%
<b>DISTRICT COURT JUDGE POSITION 2, Vote For 1</b>				
	David A. Svaren	4 100.00%	0 0.00%	4 100.00%
	Cast Votes:	4 80.00%	0 0.00%	4 80.00%
	Over Votes:	0 0.00%	0 0.00%	0 0.00%
	Under Votes:	1 20.00%	0 0.00%	1 20.00%
<b>PUBLIC UTILITY DISTRICT COMMISSIONER NO. 2, Vote For 1</b>				
	Robbie Robertson	3 75.00%	0 0.00%	3 75.00%
	Michael C. Newman	1 25.00%	0 0.00%	1 25.00%
	Cast Votes:	4 80.00%	0 0.00%	4 80.00%
	Over Votes:	0 0.00%	0 0.00%	0 0.00%
	Under Votes:	1 20.00%	0 0.00%	1 20.00%



200611290246

Skagit County Auditor

Precinct Report — Official

PRIMARY ELECTION — SKAGIT COUNTY WASHINGTON 2006 GENERAL ELECTION — November 07, 2006

Page 283 of 568

11/29/2006 12:46 PM

Total Number of Voters : 41,641 of 59,998 = 69.40%

Precincts Reporting 118 of 118 = 100.00%

Party	Candidate	Early	Election	Total
-------	-----------	-------	----------	-------

Precinct 170 (Ballots Cast: 5)

SKAGIT COUNTY BOARD OF COMMISSIONERS PROPOSITION NO. 2 FLUORIDATION ADVISORY MEASURE, Vote For 1

Yes	4	80.00%	0	0.00%	4	80.00%
No	1	20.00%	0	0.00%	1	20.00%
Cast Votes:	5	100.00%	0	0.00%	5	100.00%
Over Votes:	0	0.00%	0	0.00%	0	0.00%
Under Votes:	0	0.00%	0	0.00%	0	0.00%



200611290246  
Skagit County Auditor

Precinct Report — Official

PRIMARY ELECTION — SKAGIT COUNTY WASHINGTON 2006 GENERAL ELECTION — November 07, 2006

Total Number of Voters : 41,641 of 59,998 = 69.40%

Precincts Reporting 118 of 118 = 100.00%

Party	Candidate	Early	Election	Total
<b>Precinct 171 (Ballots Cast: 138)</b>				
<b>INITIATIVE MEASURE NO. 920, Vote For 1</b>				
	Yes	67 50.76%	0 0.00%	67 50.76%
	No	65 49.24%	0 0.00%	65 49.24%
	Cast Votes:	132 95.65%	0 0.00%	132 95.65%
	Over Votes:	0 0.00%	0 0.00%	0 0.00%
	Under Votes:	6 4.35%	0 0.00%	6 4.35%
<b>INITIATIVE MEASURE NO. 933, Vote For 1</b>				
	Yes	55 41.04%	0 0.00%	55 41.04%
	No	79 58.96%	0 0.00%	79 58.96%
	Cast Votes:	134 97.10%	0 0.00%	134 97.10%
	Over Votes:	0 0.00%	0 0.00%	0 0.00%
	Under Votes:	4 2.90%	0 0.00%	4 2.90%
<b>INITIATIVE MEASURE NO. 937, Vote For 1</b>				
	Yes	45 34.35%	0 0.00%	45 34.35%
	No	86 65.65%	0 0.00%	86 65.65%
	Cast Votes:	131 94.93%	0 0.00%	131 94.93%
	Over Votes:	0 0.00%	0 0.00%	0 0.00%
	Under Votes:	7 5.07%	0 0.00%	7 5.07%
<b>HOUSE JOINT RESOLUTION 4223, Vote For 1</b>				
	Approved	118 89.39%	0 0.00%	118 89.39%
	Rejected	14 10.61%	0 0.00%	14 10.61%
	Cast Votes:	132 95.65%	0 0.00%	132 95.65%
	Over Votes:	0 0.00%	0 0.00%	0 0.00%
	Under Votes:	6 4.35%	0 0.00%	6 4.35%
<b>PROPOSITION NO. 1 Emergency Medical Services Levy (Skagit County Medic 1), Vote For 1</b>				
	Yes	69 51.88%	0 0.00%	69 51.88%
	No	64 48.12%	0 0.00%	64 48.12%
	Cast Votes:	133 96.38%	0 0.00%	133 96.38%
	Over Votes:	0 0.00%	0 0.00%	0 0.00%
	Under Votes:	5 3.62%	0 0.00%	5 3.62%
<b>UNITED STATES SENATOR, Vote For 1</b>				
DEM	Maria Cantwell	50 37.04%	0 0.00%	50 37.04%
REP	Mike McGavick	78 57.78%	0 0.00%	78 57.78%
LIB	Bruce Guthrie	4 2.96%	0 0.00%	4 2.96%
IND	Robin Adair	3 2.22%	0 0.00%	3 2.22%
GRE	Aaron Dixon	0 0.00%	0 0.00%	0 0.00%
	Cast Votes:	135 97.83%	0 0.00%	135 97.83%
	Over Votes:	0 0.00%	0 0.00%	0 0.00%
	Under Votes:	3 2.17%	0 0.00%	3 2.17%

11/29/2006 Page 301 of 584 2:34PM  
 Skagit County Auditor  
 200611290246




Precinct Report — Official

PRIMARY ELECTION — SKAGIT COUNTY WASHINGTON 2006 GENERAL ELECTION — November 07, 2006

Total Number of Voters : 41,641 of 59,998 = 69.40%

Party	Candidate	Early	Election	Total
<b>Precinct 171 (Ballots Cast: 138)</b>				
<b>UNITED STATES REPRESENTATIVE DISTRICT #2, Vote For 1</b>				
DEM	Rick Larsen	75 55.56%	0 0.00%	75 55.56%
REP	Doug Roulstone	60 44.44%	0 0.00%	60 44.44%
	<b>Cast Votes:</b>	135 97.83%	0 0.00%	135 97.83%
	<b>Over Votes:</b>	0 0.00%	0 0.00%	0 0.00%
	<b>Under Votes:</b>	3 2.17%	0 0.00%	3 2.17%
<b>STATE REPRESENTATIVE DISTRICT #39 POSITION #1, Vote For 1</b>				
DEM	Scott Olson	45 35.16%	0 0.00%	45 35.16%
REP	Dan Kristiansen	83 64.84%	0 0.00%	83 64.84%
	<b>Cast Votes:</b>	128 92.75%	0 0.00%	128 92.75%
	<b>Over Votes:</b>	0 0.00%	0 0.00%	0 0.00%
	<b>Under Votes:</b>	10 7.25%	0 0.00%	10 7.25%
<b>STATE REPRESENTATIVE DISTRICT #39 POSITION #2, Vote For 1</b>				
REP	Kirk Pearson	100 100.00%	0 0.00%	100 100.00%
	<b>Cast Votes:</b>	100 72.46%	0 0.00%	100 72.46%
	<b>Over Votes:</b>	0 0.00%	0 0.00%	0 0.00%
	<b>Under Votes:</b>	38 27.54%	0 0.00%	38 27.54%
<b>SKAGIT COUNTY ASSESSOR, Vote For 1</b>				
REP	Mark Leander	97 100.00%	0 0.00%	97 100.00%
	<b>Cast Votes:</b>	97 70.29%	0 0.00%	97 70.29%
	<b>Over Votes:</b>	0 0.00%	0 0.00%	0 0.00%
	<b>Under Votes:</b>	41 29.71%	0 0.00%	41 29.71%
<b>SKAGIT COUNTY AUDITOR, Vote For 1</b>				
DEM	Jeanne Youngquist	53 42.74%	0 0.00%	53 42.74%
REP	Norma Hickok-Brummett	71 57.26%	0 0.00%	71 57.26%
	<b>Cast Votes:</b>	124 89.86%	0 0.00%	124 89.86%
	<b>Over Votes:</b>	0 0.00%	0 0.00%	0 0.00%
	<b>Under Votes:</b>	14 10.14%	0 0.00%	14 10.14%
<b>SKAGIT COUNTY CLERK, Vote For 1</b>				
DEM	Nancy Scott	91 100.00%	0 0.00%	91 100.00%
	<b>Cast Votes:</b>	91 65.94%	0 0.00%	91 65.94%
	<b>Over Votes:</b>	0 0.00%	0 0.00%	0 0.00%
	<b>Under Votes:</b>	47 34.06%	0 0.00%	47 34.06%



Precinct Report — Official

PRIMARY ELECTION — SKAGIT COUNTY WASHINGTON 2006 GENERAL ELECTION — November 07, 2006

Page 286 of 568

11/29/2006 12:46 PM

Total Number of Voters : 41,641 of 59,998 = 69.40%

Precincts Reporting 118 of 118 = 100.00%

Party	Candidate	Early	Election	Total
<b>Precinct 171 (Ballots Cast: 138)</b>				
<b>SKAGIT COUNTY COMMISSIONER DISTRICT 3, Vote For 1</b>				
DEM	Sharon D. Dillon	123 91.11%	0 0.00%	123 91.11%
REP	Ted W. Anderson	12 8.89%	0 0.00%	12 8.89%
	Cast Votes:	135 97.83%	0 0.00%	135 97.83%
	Over Votes:	0 0.00%	0 0.00%	0 0.00%
	Under Votes:	3 2.17%	0 0.00%	3 2.17%
<b>SKAGIT COUNTY CORONER, Vote For 1</b>				
DEM	Daniel Dempsey	96 100.00%	0 0.00%	96 100.00%
	Cast Votes:	96 69.57%	0 0.00%	96 69.57%
	Over Votes:	0 0.00%	0 0.00%	0 0.00%
	Under Votes:	42 30.43%	0 0.00%	42 30.43%
<b>SKAGIT COUNTY PROSECUTING ATTORNEY, Vote For 1</b>				
DEM	Rich Weyrich	59 47.20%	0 0.00%	59 47.20%
REP	Tom Seguire	66 52.80%	0 0.00%	66 52.80%
	Cast Votes:	125 90.58%	0 0.00%	125 90.58%
	Over Votes:	0 0.00%	0 0.00%	0 0.00%
	Under Votes:	13 9.42%	0 0.00%	13 9.42%
<b>SKAGIT COUNTY SHERIFF, Vote For 1</b>				
DEM	Rick Grimstead	61 48.41%	0 0.00%	61 48.41%
REP	Dave Corrion	65 51.59%	0 0.00%	65 51.59%
	Cast Votes:	126 91.30%	0 0.00%	126 91.30%
	Over Votes:	0 0.00%	0 0.00%	0 0.00%
	Under Votes:	12 8.70%	0 0.00%	12 8.70%
<b>SKAGIT COUNTY TREASURER, Vote For 1</b>				
REP	Katie Jungquist	101 100.00%	0 0.00%	101 100.00%
	Cast Votes:	101 73.19%	0 0.00%	101 73.19%
	Over Votes:	0 0.00%	0 0.00%	0 0.00%
	Under Votes:	37 26.81%	0 0.00%	37 26.81%
<b>STATE SUPREME COURT JUSTICE POSITION #2, Vote For 1</b>				
	Susan Owens	67 62.62%	0 0.00%	67 62.62%
	Stephen Johnson	40 37.38%	0 0.00%	40 37.38%
	Cast Votes:	107 77.54%	0 0.00%	107 77.54%
	Over Votes:	0 0.00%	0 0.00%	0 0.00%
	Under Votes:	31 22.46%	0 0.00%	31 22.46%



200611290246  
Skagit County Auditor

Precinct Report — Official

PRIMARY ELECTION — SKAGIT COUNTY WASHINGTON 2006 GENERAL ELECTION — November 07, 2006

Page 287 of 568

11/29/2006 12:46 PM

Total Number of Voters : 41,641 of 59,998 = 69.40%

Precincts Reporting 118 of 118 = 100.00%

Party	Candidate	Early	Election	Total
<b>Precinct 171 (Ballots Cast: 138)</b>				
<b>STATE SUPREME COURT JUSTICE POSITION #8, Vote For 1</b>				
	Gerry L. Alexander	84 100.00%	0 0.00%	84 100.00%
	Cast Votes:	84 60.87%	0 0.00%	84 60.87%
	Over Votes:	0 0.00%	0 0.00%	0 0.00%
	Under Votes:	54 39.13%	0 0.00%	54 39.13%
<b>STATE SUPREME COURT JUSTICE POSITION #9, Vote For 1</b>				
	Tom Chambers	90 100.00%	0 0.00%	90 100.00%
	Cast Votes:	90 65.22%	0 0.00%	90 65.22%
	Over Votes:	0 0.00%	0 0.00%	0 0.00%
	Under Votes:	48 34.78%	0 0.00%	48 34.78%
<b>COURT OF APPEALS DIVISION I DISTRICT #3 POSITION #1, Vote For 1</b>				
	Mary Kay Becker	89 100.00%	0 0.00%	89 100.00%
	Cast Votes:	89 64.49%	0 0.00%	89 64.49%
	Over Votes:	0 0.00%	0 0.00%	0 0.00%
	Under Votes:	49 35.51%	0 0.00%	49 35.51%
<b>DISTRICT COURT JUDGE POSITION 1, Vote For 1</b>				
	Warren M. Gilbert	45 45.92%	0 0.00%	45 45.92%
	Colleen Kenimond	53 54.08%	0 0.00%	53 54.08%
	Cast Votes:	98 71.01%	0 0.00%	98 71.01%
	Over Votes:	0 0.00%	0 0.00%	0 0.00%
	Under Votes:	40 28.99%	0 0.00%	40 28.99%
<b>DISTRICT COURT JUDGE POSITION 2, Vote For 1</b>				
	David A. Svaren	84 100.00%	0 0.00%	84 100.00%
	Cast Votes:	84 60.87%	0 0.00%	84 60.87%
	Over Votes:	0 0.00%	0 0.00%	0 0.00%
	Under Votes:	54 39.13%	0 0.00%	54 39.13%
<b>PUBLIC UTILITY DISTRICT COMMISSIONER NO. 2, Vote For 1</b>				
	Robbie Robertson	43 53.09%	0 0.00%	43 53.09%
	Michael C. Newman	38 46.91%	0 0.00%	38 46.91%
	Cast Votes:	81 58.70%	0 0.00%	81 58.70%
	Over Votes:	0 0.00%	0 0.00%	0 0.00%
	Under Votes:	57 41.30%	0 0.00%	57 41.30%



200611290246  
Skagit County Auditor

11/29/2006 Page 304 of 584 2:34PM



Precinct Report — Official

PRIMARY ELECTION — SKAGIT COUNTY WASHINGTON 2006 GENERAL ELECTION — November 07, 2006

Total Number of Voters : 41,641 of 59,998 = 69.40%

Precincts Reporting 118 of 118 = 100.00%

Party	Candidate	Early	Election	Total
<b>Precinct 172 (Ballots Cast: 226)</b>				
<b>INITIATIVE MEASURE NO. 920, Vote For 1</b>				
	Yes	92 41.63%	0 0.00%	92 41.63%
	No	129 58.37%	0 0.00%	129 58.37%
	Cast Votes:	221 97.79%	0 0.00%	221 97.79%
	Over Votes:	0 0.00%	0 0.00%	0 0.00%
	Under Votes:	5 2.21%	0 0.00%	5 2.21%
<b>INITIATIVE MEASURE NO. 933, Vote For 1</b>				
	Yes	62 27.93%	0 0.00%	62 27.93%
	No	160 72.07%	0 0.00%	160 72.07%
	Cast Votes:	222 98.23%	0 0.00%	222 98.23%
	Over Votes:	0 0.00%	0 0.00%	0 0.00%
	Under Votes:	4 1.77%	0 0.00%	4 1.77%
<b>INITIATIVE MEASURE NO. 937, Vote For 1</b>				
	Yes	87 39.73%	0 0.00%	87 39.73%
	No	132 60.27%	0 0.00%	132 60.27%
	Cast Votes:	219 96.90%	0 0.00%	219 96.90%
	Over Votes:	0 0.00%	0 0.00%	0 0.00%
	Under Votes:	7 3.10%	0 0.00%	7 3.10%
<b>HOUSE JOINT RESOLUTION 4223, Vote For 1</b>				
	Approved	190 87.56%	0 0.00%	190 87.56%
	Rejected	27 12.44%	0 0.00%	27 12.44%
	Cast Votes:	217 96.02%	0 0.00%	217 96.02%
	Over Votes:	0 0.00%	0 0.00%	0 0.00%
	Under Votes:	9 3.98%	0 0.00%	9 3.98%
<b>PROPOSITION NO. 1 Emergency Medical Services Levy (Skagit County Medic 1), Vote For 1</b>				
	Yes	125 56.56%	0 0.00%	125 56.56%
	No	96 43.44%	0 0.00%	96 43.44%
	Cast Votes:	221 97.79%	0 0.00%	221 97.79%
	Over Votes:	0 0.00%	0 0.00%	0 0.00%
	Under Votes:	5 2.21%	0 0.00%	5 2.21%
<b>UNITED STATES SENATOR, Vote For 1</b>				
DEM	Maria Cantwell	105 47.09%	0 0.00%	105 47.09%
REP	Mike McGavick	112 50.22%	0 0.00%	112 50.22%
LIB	Bruce Guthrie	4 1.79%	0 0.00%	4 1.79%
IND	Robin Adair	1 0.45%	0 0.00%	1 0.45%
GRE	Aaron Dixon	1 0.45%	0 0.00%	1 0.45%
	Cast Votes:	223 98.67%	0 0.00%	223 98.67%
	Over Votes:	0 0.00%	0 0.00%	0 0.00%
	Under Votes:	3 1.33%	0 0.00%	3 1.33%

11/29/2006 Page 305 of 584 2:34PM  
 Skagit County Auditor  
 200611290246

Precinct Report — Official

PRIMARY ELECTION — SKAGIT COUNTY WASHINGTON 2006 GENERAL ELECTION — November 07, 2006

Page 289 of 568

11/29/2006 12:46 PM

Total Number of Voters : 41,641 of 59,998 = 69.40%

Precincts Reporting 118 of 118 = 100.00%

Party	Candidate	Early	Election	Total
-------	-----------	-------	----------	-------

Precinct 172 (Ballots Cast: 226)

UNITED STATES REPRESENTATIVE DISTRICT #2, Vote For 1

DEM	Rick Larsen	132	60.00%	0	0.00%	132	60.00%
REP	Doug Roulstone	88	40.00%	0	0.00%	88	40.00%
Cast Votes:		220	97.35%	0	0.00%	220	97.35%
Over Votes:		0	0.00%	0	0.00%	0	0.00%
Under Votes:		6	2.65%	0	0.00%	6	2.65%

STATE REPRESENTATIVE DISTRICT #10 POSITION #1, Vote For 1

REP	Chris Strow	159	100.00%	0	0.00%	159	100.00%
Cast Votes:		159	70.35%	0	0.00%	159	70.35%
Over Votes:		0	0.00%	0	0.00%	0	0.00%
Under Votes:		67	29.65%	0	0.00%	67	29.65%

STATE REPRESENTATIVE DISTRICT #10 POSITION #2, Vote For 1

DEM	Tim Knue	114	51.82%	0	0.00%	114	51.82%
REP	Barbara Bailey	106	48.18%	0	0.00%	106	48.18%
Cast Votes:		220	97.35%	0	0.00%	220	97.35%
Over Votes:		0	0.00%	0	0.00%	0	0.00%
Under Votes:		6	2.65%	0	0.00%	6	2.65%

SKAGIT COUNTY ASSESSOR, Vote For 1


REP	Mark Leander	174	100.00%	0	0.00%	174	100.00%
Cast Votes:		174	76.99%	0	0.00%	174	76.99%
Over Votes:		0	0.00%	0	0.00%	0	0.00%
Under Votes:		52	23.01%	0	0.00%	52	23.01%

SKAGIT COUNTY AUDITOR, Vote For 1

DEM	Jeanne Youngquist	104	48.37%	0	0.00%	104	48.37%
REP	Norma Hickok-Brummett	111	51.63%	0	0.00%	111	51.63%
Cast Votes:		215	95.13%	0	0.00%	215	95.13%
Over Votes:		0	0.00%	0	0.00%	0	0.00%
Under Votes:		11	4.87%	0	0.00%	11	4.87%

SKAGIT COUNTY CLERK, Vote For 1

DEM	Nancy Scott	173	100.00%	0	0.00%	173	100.00%
Cast Votes:		173	76.55%	0	0.00%	173	76.55%
Over Votes:		0	0.00%	0	0.00%	0	0.00%
Under Votes:		53	23.45%	0	0.00%	53	23.45%


 200611290246  
 Skagit County Auditor  
 11/29/2006 Page 306 of 584 2:34PM

Precinct Report — Official

PRIMARY ELECTION — SKAGIT COUNTY WASHINGTON 2006 GENERAL ELECTION — November 07, 2006

Page 290 of 568

11/29/2006 12:46 PM

Total Number of Voters : 41,641 of 59,998 = 69.40%

Precincts Reporting 118 of 118 = 100.00%

Party	Candidate	Early	Election	Total	
<b>Precinct 172 (Ballots Cast: 226)</b>					
<b>SKAGIT COUNTY COMMISSIONER DISTRICT 3, Vote For 1</b>					
DEM	Sharon D. Dillon	113	53.55%	0 0.00%	113 53.55%
REP	Ted W. Anderson	98	46.45%	0 0.00%	98 46.45%
	Cast Votes:	211	93.36%	0 0.00%	211 93.36%
	Over Votes:	0	0.00%	0 0.00%	0 0.00%
	Under Votes:	15	6.64%	0 0.00%	15 6.64%
<b>SKAGIT COUNTY CORONER, Vote For 1</b>					
DEM	Daniel Dempsey	172	100.00%	0 0.00%	172 100.00%
	Cast Votes:	172	76.11%	0 0.00%	172 76.11%
	Over Votes:	0	0.00%	0 0.00%	0 0.00%
	Under Votes:	54	23.89%	0 0.00%	54 23.89%
<b>SKAGIT COUNTY PROSECUTING ATTORNEY, Vote For 1</b>					
DEM	Rich Weyrich	115	55.56%	0 0.00%	115 55.56%
REP	Tom Seguine	92	44.44%	0 0.00%	92 44.44%
	Cast Votes:	207	91.59%	0 0.00%	207 91.59%
	Over Votes:	0	0.00%	0 0.00%	0 0.00%
	Under Votes:	19	8.41%	0 0.00%	19 8.41%
<b>SKAGIT COUNTY SHERIFF, Vote For 1</b>					
DEM	Rick Grimstead	110	51.89%	0 0.00%	110 51.89%
REP	Dave Corrion	102	48.11%	0 0.00%	102 48.11%
	Cast Votes:	212	93.81%	0 0.00%	212 93.81%
	Over Votes:	0	0.00%	0 0.00%	0 0.00%
	Under Votes:	14	6.19%	0 0.00%	14 6.19%
<b>SKAGIT COUNTY TREASURER, Vote For 1</b>					
REP	Katie Jungquist	173	100.00%	0 0.00%	173 100.00%
	Cast Votes:	173	76.55%	0 0.00%	173 76.55%
	Over Votes:	0	0.00%	0 0.00%	0 0.00%
	Under Votes:	53	23.45%	0 0.00%	53 23.45%
<b>STATE SUPREME COURT JUSTICE POSITION #2, Vote For 1</b>					
	Susan Owens	111	55.50%	0 0.00%	111 55.50%
	Stephen Johnson	89	44.50%	0 0.00%	89 44.50%
	Cast Votes:	200	88.50%	0 0.00%	200 88.50%
	Over Votes:	0	0.00%	0 0.00%	0 0.00%
	Under Votes:	26	11.50%	0 0.00%	26 11.50%



200611290246

Skagit County Auditor

Precinct Report — Official

PRIMARY ELECTION — SKAGIT COUNTY WASHINGTON 2006 GENERAL ELECTION — November 07, 2006


Page 291 of 568

11/29/2006 12:46 PM

Precincts Reporting 118 of 118 = 100.00%

Total Number of Voters : 41,641 of 59,998 = 69.40%

Party	Candidate	Early	Election	Total
<b>Precinct 172 (Ballots Cast: 226)</b>				
<b>STATE SUPREME COURT JUSTICE POSITION #8, Vote For 1</b>				
	Gerry L. Alexander	153 100.00%	0 0.00%	153 100.00%
	Cast Votes:	153 67.70%	0 0.00%	153 67.70%
	Over Votes:	0 0.00%	0 0.00%	0 0.00%
	Under Votes:	73 32.30%	0 0.00%	73 32.30%
<b>STATE SUPREME COURT JUSTICE POSITION #9, Vote For 1</b>				
	Tom Chambers	158 100.00%	0 0.00%	158 100.00%
	Cast Votes:	158 69.91%	0 0.00%	158 69.91%
	Over Votes:	0 0.00%	0 0.00%	0 0.00%
	Under Votes:	68 30.09%	0 0.00%	68 30.09%
<b>COURT OF APPEALS DIVISION I DISTRICT #3 POSITION #1, Vote For 1</b>				
	Mary Kay Becker	152 100.00%	0 0.00%	152 100.00%
	Cast Votes:	152 67.26%	0 0.00%	152 67.26%
	Over Votes:	0 0.00%	0 0.00%	0 0.00%
	Under Votes:	74 32.74%	0 0.00%	74 32.74%
<b>DISTRICT COURT JUDGE POSITION 1, Vote For 1</b>				
	Warren M. Gilbert	117 61.90%	0 0.00%	117 61.90%
	Colleen Kenimond	72 38.10%	0 0.00%	72 38.10%
	Cast Votes:	189 83.63%	0 0.00%	189 83.63%
	Over Votes:	0 0.00%	0 0.00%	0 0.00%
	Under Votes:	37 16.37%	0 0.00%	37 16.37%
<b>DISTRICT COURT JUDGE POSITION 2, Vote For 1</b>				
	David A. Svaren	147 100.00%	0 0.00%	147 100.00%
	Cast Votes:	147 65.04%	0 0.00%	147 65.04%
	Over Votes:	0 0.00%	0 0.00%	0 0.00%
	Under Votes:	79 34.96%	0 0.00%	79 34.96%
<b>PUBLIC UTILITY DISTRICT COMMISSIONER NO. 2, Vote For 1</b>				
	Robbie Robertson	87 50.88%	0 0.00%	87 50.88%
	Michael C. Newman	84 49.12%	0 0.00%	84 49.12%
	Cast Votes:	171 75.66%	0 0.00%	171 75.66%
	Over Votes:	0 0.00%	0 0.00%	0 0.00%
	Under Votes:	55 24.34%	0 0.00%	55 24.34%



200611290246  
Skagit County Auditor

Precinct Report — Official

PRIMARY ELECTION — SKAGIT COUNTY WASHINGTON 2006 GENERAL ELECTION — November 07, 2006

Page 292 of 568

11/29/2006 12:46 PM

Total Number of Voters : 41,641 of 59,998 = 69.40%

Precincts Reporting 118 of 118 = 100.00%

Party	Candidate	Early	Election	Total
<b>Precinct 172 (Ballots Cast: 226)</b>				
SKAGIT COUNTY BOARD OF COMMISSIONERS PROPOSITION NO. 2 FLUORIDATION ADVISORY MEASURE, Vote For 1				
Yes		119 55.87%	0 0.00%	119 55.87%
No		94 44.13%	0 0.00%	94 44.13%
	Cast Votes:	213 94.25%	0 0.00%	213 94.25%
	Over Votes:	0 0.00%	0 0.00%	0 0.00%
	Under Votes:	13 5.75%	0 0.00%	13 5.75%

11/29/2006 Page 309 of 584 2:34PM  
 Skagit County Auditor  
 200611290246

Precinct Report — Official

PRIMARY ELECTION — SKAGIT COUNTY WASHINGTON 2006 GENERAL ELECTION — November 07, 2006

Page 293 of 568

11/29/2006 12:46 PM

Total Number of Voters : 41,641 of 59,998 = 69.40%

Precincts Reporting 118 of 118 = 100.00%

Party	Candidate	Early	Election	Total
<b>Precinct 173 (Ballots Cast: 24)</b>				
<b>INITIATIVE MEASURE NO. 920, Vote For 1</b>				
	Yes	14 58.33%	0 0.00%	14 58.33%
	No	10 41.67%	0 0.00%	10 41.67%
	Cast Votes:	24 100.00%	0 0.00%	24 100.00%
	Over Votes:	0 0.00%	0 0.00%	0 0.00%
	Under Votes:	0 0.00%	0 0.00%	0 0.00%
<b>INITIATIVE MEASURE NO. 933, Vote For 1</b>				
	Yes	19 79.17%	0 0.00%	19 79.17%
	No	5 20.83%	0 0.00%	5 20.83%
	Cast Votes:	24 100.00%	0 0.00%	24 100.00%
	Over Votes:	0 0.00%	0 0.00%	0 0.00%
	Under Votes:	0 0.00%	0 0.00%	0 0.00%
<b>INITIATIVE MEASURE NO. 937, Vote For 1</b>				
	Yes	9 37.50%	0 0.00%	9 37.50%
	No	15 62.50%	0 0.00%	15 62.50%
	Cast Votes:	24 100.00%	0 0.00%	24 100.00%
	Over Votes:	0 0.00%	0 0.00%	0 0.00%
	Under Votes:	0 0.00%	0 0.00%	0 0.00%
<b>HOUSE JOINT RESOLUTION 4223, Vote For 1</b>				
	Approved	19 82.61%	0 0.00%	19 82.61%
	Rejected	4 17.39%	0 0.00%	4 17.39%
	Cast Votes:	23 95.83%	0 0.00%	23 95.83%
	Over Votes:	0 0.00%	0 0.00%	0 0.00%
	Under Votes:	1 4.17%	0 0.00%	1 4.17%
<b>PROPOSITION NO. 1 Emergency Medical Services Levy (Skagit County Medic 1), Vote For 1</b>				
	Yes	12 52.17%	0 0.00%	12 52.17%
	No	11 47.83%	0 0.00%	11 47.83%
	Cast Votes:	23 95.83%	0 0.00%	23 95.83%
	Over Votes:	0 0.00%	0 0.00%	0 0.00%
	Under Votes:	1 4.17%	0 0.00%	1 4.17%
<b>UNITED STATES SENATOR, Vote For 1</b>				
DEM	Maria Cantwell	9 37.50%	0 0.00%	9 37.50%
REP	Mike McGavick	15 62.50%	0 0.00%	15 62.50%
LIB	Bruce Guthrie	0 0.00%	0 0.00%	0 0.00%
IND	Robin Adair	0 0.00%	0 0.00%	0 0.00%
GRE	Aaron Dixon	0 0.00%	0 0.00%	0 0.00%
	Cast Votes:	24 100.00%	0 0.00%	24 100.00%
	Over Votes:	0 0.00%	0 0.00%	0 0.00%
	Under Votes:	0 0.00%	0 0.00%	0 0.00%



200611290246  
Skagit County Auditor

11/29/2006 Page 310 of 584 2:34PM

Precinct Report — Official

PRIMARY ELECTION — SKAGIT COUNTY WASHINGTON 2006 GENERAL ELECTION — November 07, 2006

Page 294 of 568

11/29/2006 12:46 PM

Total Number of Voters : 41,641 of 59,998 = 69.40%

Precincts Reporting 118 of 118 = 100.00%

Party	Candidate	Early	Election	Total		
<b>Precinct 173 (Ballots Cast: 24)</b>						
<b>UNITED STATES REPRESENTATIVE DISTRICT #2, Vote For 1</b>						
DEM	Rick Larsen	14	58.33%	0 0.00%	14	58.33%
REP	Doug Roulstone	10	41.67%	0 0.00%	10	41.67%
Cast Votes:		24	100.00%	0 0.00%	24	100.00%
Over Votes:		0	0.00%	0 0.00%	0	0.00%
Under Votes:		0	0.00%	0 0.00%	0	0.00%
<b>STATE REPRESENTATIVE DISTRICT #40 POSITION #1, Vote For 1</b>						
DEM	Dave Quall	16	66.67%	0 0.00%	16	66.67%
REP	Yoshe Revelle	8	33.33%	0 0.00%	8	33.33%
Cast Votes:		24	100.00%	0 0.00%	24	100.00%
Over Votes:		0	0.00%	0 0.00%	0	0.00%
Under Votes:		0	0.00%	0 0.00%	0	0.00%
<b>STATE REPRESENTATIVE DISTRICT #40 POSITION #2, Vote For 1</b>						
DEM	Jeff Morris	16	100.00%	0 0.00%	16	100.00%
Cast Votes:		16	66.67%	0 0.00%	16	66.67%
Over Votes:		0	0.00%	0 0.00%	0	0.00%
Under Votes:		8	33.33%	0 0.00%	8	33.33%
<b>SKAGIT COUNTY ASSESSOR, Vote For 1</b>						
REP	Mark Leander	18	100.00%	0 0.00%	18	100.00%
Cast Votes:		18	75.00%	0 0.00%	18	75.00%
Over Votes:		0	0.00%	0 0.00%	0	0.00%
Under Votes:		6	25.00%	0 0.00%	6	25.00%
<b>SKAGIT COUNTY AUDITOR, Vote For 1</b>						
DEM	Jeanne Youngquist	12	52.17%	0 0.00%	12	52.17%
REP	Norma Hickok-Brummett	11	47.83%	0 0.00%	11	47.83%
Cast Votes:		23	95.83%	0 0.00%	23	95.83%
Over Votes:		0	0.00%	0 0.00%	0	0.00%
Under Votes:		1	4.17%	0 0.00%	1	4.17%
<b>SKAGIT COUNTY CLERK, Vote For 1</b>						
DEM	Nancy Scott	16	100.00%	0 0.00%	16	100.00%
Cast Votes:		16	66.67%	0 0.00%	16	66.67%
Over Votes:		0	0.00%	0 0.00%	0	0.00%
Under Votes:		8	33.33%	0 0.00%	8	33.33%



200611290246  
Skagit County Auditor

Precinct Report — Official

PRIMARY ELECTION — SKAGIT COUNTY WASHINGTON 2006 GENERAL ELECTION — November 07, 2006

Page 295 of 568

11/29/2006 12:46 PM

Total Number of Voters : 41,641 of 59,998 = 69.40%

Precincts Reporting 118 of 118 = 100.00%

Party	Candidate	Early	Election	Total	
<b>Precinct 173 (Ballots Cast: 24)</b>					
<b>SKAGIT COUNTY COMMISSIONER DISTRICT 3, Vote For 1</b>					
DEM	Sharon D. Dillon	10	41.67%	0 0.00%	10 41.67%
REP	Ted W. Anderson	14	58.33%	0 0.00%	14 58.33%
	Cast Votes:	24	100.00%	0 0.00%	24 100.00%
	Over Votes:	0	0.00%	0 0.00%	0 0.00%
	Under Votes:	0	0.00%	0 0.00%	0 0.00%
<b>SKAGIT COUNTY CORONER, Vote For 1</b>					
DEM	Daniel Dempsey	15	100.00%	0 0.00%	15 100.00%
	Cast Votes:	15	62.50%	0 0.00%	15 62.50%
	Over Votes:	0	0.00%	0 0.00%	0 0.00%
	Under Votes:	9	37.50%	0 0.00%	9 37.50%
<b>SKAGIT COUNTY PROSECUTING ATTORNEY, Vote For 1</b>					
DEM	Rich Weyrich	7	29.17%	0 0.00%	7 29.17%
REP	Tom Seguire	17	70.83%	0 0.00%	17 70.83%
	Cast Votes:	24	100.00%	0 0.00%	24 100.00%
	Over Votes:	0	0.00%	0 0.00%	0 0.00%
	Under Votes:	0	0.00%	0 0.00%	0 0.00%
<b>SKAGIT COUNTY SHERIFF, Vote For 1</b>					
DEM	Rick Grimstead	11	47.83%	0 0.00%	11 47.83%
REP	Dave Corrion	12	52.17%	0 0.00%	12 52.17%
	Cast Votes:	23	95.83%	0 0.00%	23 95.83%
	Over Votes:	0	0.00%	0 0.00%	0 0.00%
	Under Votes:	1	4.17%	0 0.00%	1 4.17%
<b>SKAGIT COUNTY TREASURER, Vote For 1</b>					
REP	Katie Jungquist	18	100.00%	0 0.00%	18 100.00%
	Cast Votes:	18	75.00%	0 0.00%	18 75.00%
	Over Votes:	0	0.00%	0 0.00%	0 0.00%
	Under Votes:	6	25.00%	0 0.00%	6 25.00%
<b>STATE SUPREME COURT JUSTICE POSITION #2, Vote For 1</b>					
	Susan Owens	8	40.00%	0 0.00%	8 40.00%
	Stephen Johnson	12	60.00%	0 0.00%	12 60.00%
	Cast Votes:	20	83.33%	0 0.00%	20 83.33%
	Over Votes:	0	0.00%	0 0.00%	0 0.00%
	Under Votes:	4	16.67%	0 0.00%	4 16.67%



200611290246  
Skagit County Auditor

11/29/2006 Page 312 of 584 2:34PM



**Precinct Report — Official**

**PRIMARY ELECTION — SKAGIT COUNTY WASHINGTON 2006 GENERAL ELECTION — November 07, 2006**

Page 296 of 568

11/29/2006 12:46 PM

Total Number of Voters : 41,641 of 59,998 = 69.40%

Precincts Reporting 118 of 118 = 100.00%

Party	Candidate	Early	Election	Total
<b>Precinct 173 (Ballots Cast: 24)</b>				
<b>STATE SUPREME COURT JUSTICE POSITION #8, Vote For 1</b>				
	Gerry L. Alexander	16 100.00%	0 0.00%	16 100.00%
	Cast Votes:	16 66.67%	0 0.00%	16 66.67%
	Over Votes:	0 0.00%	0 0.00%	0 0.00%
	Under Votes:	8 33.33%	0 0.00%	8 33.33%
<b>STATE SUPREME COURT JUSTICE POSITION #9, Vote For 1</b>				
	Tom Chambers	16 100.00%	0 0.00%	16 100.00%
	Cast Votes:	16 66.67%	0 0.00%	16 66.67%
	Over Votes:	0 0.00%	0 0.00%	0 0.00%
	Under Votes:	8 33.33%	0 0.00%	8 33.33%
<b>COURT OF APPEALS DIVISION I DISTRICT #3 POSITION #1, Vote For 1</b>				
	Mary Kay Becker	16 100.00%	0 0.00%	16 100.00%
	Cast Votes:	16 66.67%	0 0.00%	16 66.67%
	Over Votes:	0 0.00%	0 0.00%	0 0.00%
	Under Votes:	8 33.33%	0 0.00%	8 33.33%
<b>DISTRICT COURT JUDGE POSITION 1, Vote For 1</b>				
	Warren M. Gilbert	14 77.78%	0 0.00%	14 77.78%
	Colleen Kenimond	4 22.22%	0 0.00%	4 22.22%
	Cast Votes:	18 75.00%	0 0.00%	18 75.00%
	Over Votes:	0 0.00%	0 0.00%	0 0.00%
	Under Votes:	6 25.00%	0 0.00%	6 25.00%
<b>DISTRICT COURT JUDGE POSITION 2, Vote For 1</b>				
	David A. Svaren	15 100.00%	0 0.00%	15 100.00%
	Cast Votes:	15 62.50%	0 0.00%	15 62.50%
	Over Votes:	0 0.00%	0 0.00%	0 0.00%
	Under Votes:	9 37.50%	0 0.00%	9 37.50%
<b>PUBLIC UTILITY DISTRICT COMMISSIONER NO. 2, Vote For 1</b>				
	Robbie Robertson	7 43.75%	0 0.00%	7 43.75%
	Michael C. Newman	9 56.25%	0 0.00%	9 56.25%
	Cast Votes:	16 66.67%	0 0.00%	16 66.67%
	Over Votes:	0 0.00%	0 0.00%	0 0.00%
	Under Votes:	8 33.33%	0 0.00%	8 33.33%



200611290246

Skagit County Auditor

Precinct Report — Official

PRIMARY ELECTION — SKAGIT COUNTY WASHINGTON 2006 GENERAL ELECTION — November 07, 2006

Page 297 of 568

11/29/2006 12:46 PM

Total Number of Voters : 41,641 of 59,998 = 69.40%

Precincts Reporting 118 of 118 = 100.00%

Party	Candidate	Early	Election	Total
-------	-----------	-------	----------	-------

Precinct 173 (Ballots Cast: 24)

SKAGIT COUNTY BOARD OF COMMISSIONERS PROPOSITION NO. 2 FLUORIDATION ADVISORY MEASURE, Vote For 1

Yes	16	69.57%	0	0.00%	16	69.57%
No	7	30.43%	0	0.00%	7	30.43%
Cast Votes:	23	95.83%	0	0.00%	23	95.83%
Over Votes:	0	0.00%	0	0.00%	0	0.00%
Under Votes:	1	4.17%	0	0.00%	1	4.17%



200611290246

Skagit County Auditor

11/29/2006 Page 314 of 584 2:34PM

Precinct Report — Official


PRIMARY ELECTION — SKAGIT COUNTY WASHINGTON 2006 GENERAL ELECTION — November 07, 2006

Total Number of Voters : 41,641 of 59,998 = 69.40%

Precincts Reporting 118 of 118 = 100.00%

Party	Candidate	Early	Election	Total
<b>Precinct 174 (Ballots Cast: 125)</b>				
<b>INITIATIVE MEASURE NO. 920, Vote For 1</b>				
	Yes	48 41.03%	0 0.00%	48 41.03%
	No	69 58.97%	0 0.00%	69 58.97%
	Cast Votes:	117 93.60%	0 0.00%	117 93.60%
	Over Votes:	0 0.00%	0 0.00%	0 0.00%
	Under Votes:	8 6.40%	0 0.00%	8 6.40%
<b>INITIATIVE MEASURE NO. 933, Vote For 1</b>				
	Yes	36 29.51%	0 0.00%	36 29.51%
	No	86 70.49%	0 0.00%	86 70.49%
	Cast Votes:	122 97.60%	0 0.00%	122 97.60%
	Over Votes:	0 0.00%	0 0.00%	0 0.00%
	Under Votes:	3 2.40%	0 0.00%	3 2.40%
<b>INITIATIVE MEASURE NO. 937, Vote For 1</b>				
	Yes	54 48.21%	0 0.00%	54 48.21%
	No	58 51.79%	0 0.00%	58 51.79%
	Cast Votes:	112 89.60%	0 0.00%	112 89.60%
	Over Votes:	0 0.00%	0 0.00%	0 0.00%
	Under Votes:	13 10.40%	0 0.00%	13 10.40%
<b>HOUSE JOINT RESOLUTION 4223, Vote For 1</b>				
	Approved	90 80.36%	0 0.00%	90 80.36%
	Rejected	22 19.64%	0 0.00%	22 19.64%
	Cast Votes:	112 89.60%	0 0.00%	112 89.60%
	Over Votes:	0 0.00%	0 0.00%	0 0.00%
	Under Votes:	13 10.40%	0 0.00%	13 10.40%
<b>PROPOSITION NO. 1 Emergency Medical Services Levy (Skagit County Medic 1), Vote For 1</b>				
	Yes	71 62.28%	0 0.00%	71 62.28%
	No	43 37.72%	0 0.00%	43 37.72%
	Cast Votes:	114 91.20%	0 0.00%	114 91.20%
	Over Votes:	0 0.00%	0 0.00%	0 0.00%
	Under Votes:	11 8.80%	0 0.00%	11 8.80%
<b>UNITED STATES SENATOR, Vote For 1</b>				
DEM	Maria Cantwell	69 56.10%	0 0.00%	69 56.10%
REP	Mike McGavick	52 42.28%	0 0.00%	52 42.28%
LIB	Bruce Guthrie	2 1.63%	0 0.00%	2 1.63%
IND	Robin Adair	0 0.00%	0 0.00%	0 0.00%
GRE	Aaron Dixon	0 0.00%	0 0.00%	0 0.00%
	Cast Votes:	123 98.40%	0 0.00%	123 98.40%
	Over Votes:	0 0.00%	0 0.00%	0 0.00%
	Under Votes:	2 1.60%	0 0.00%	2 1.60%

11/29/2006 Page 315 of 584 2:34PM  
 Skagit County Auditor  
 200611290246



Precinct Report — Official

PRIMARY ELECTION — SKAGIT COUNTY WASHINGTON 2006 GENERAL ELECTION — November 07, 2006

Total Number of Voters : 41,641 of 59,998 = 69.40%

Precincts Reporting 118 of 118 = 100.00%

Party	Candidate	Early	Election	Total
-------	-----------	-------	----------	-------

Precinct 174 (Ballots Cast: 125)

UNITED STATES REPRESENTATIVE DISTRICT #2, Vote For 1

DEM	Rick Larsen	87	71.90%	0	0.00%	87	71.90%
REP	Doug Roulstone	34	28.10%	0	0.00%	34	28.10%
Cast Votes:		121	96.80%	0	0.00%	121	96.80%
Over Votes:		0	0.00%	0	0.00%	0	0.00%
Under Votes:		4	3.20%	0	0.00%	4	3.20%

STATE REPRESENTATIVE DISTRICT #40 POSITION #1, Vote For 1

DEM	Dave Quall	98	82.35%	0	0.00%	98	82.35%
REP	Yoshe Revelle	21	17.65%	0	0.00%	21	17.65%
Cast Votes:		119	95.20%	0	0.00%	119	95.20%
Over Votes:		0	0.00%	0	0.00%	0	0.00%
Under Votes:		6	4.80%	0	0.00%	6	4.80%

STATE REPRESENTATIVE DISTRICT #40 POSITION #2, Vote For 1

DEM	Jeff Morris	97	100.00%	0	0.00%	97	100.00%
Cast Votes:		97	77.60%	0	0.00%	97	77.60%
Over Votes:		0	0.00%	0	0.00%	0	0.00%
Under Votes:		28	22.40%	0	0.00%	28	22.40%

SKAGIT COUNTY ASSESSOR, Vote For 1

REP	Mark Leander	95	100.00%	0	0.00%	95	100.00%
Cast Votes:		95	76.00%	0	0.00%	95	76.00%
Over Votes:		0	0.00%	0	0.00%	0	0.00%
Under Votes:		30	24.00%	0	0.00%	30	24.00%

SKAGIT COUNTY AUDITOR, Vote For 1

DEM	Jeanne Youngquist	60	50.42%	0	0.00%	60	50.42%
REP	Norma Hickok-Brummett	59	49.58%	0	0.00%	59	49.58%
Cast Votes:		119	95.20%	0	0.00%	119	95.20%
Over Votes:		0	0.00%	0	0.00%	0	0.00%
Under Votes:		6	4.80%	0	0.00%	6	4.80%

SKAGIT COUNTY CLERK, Vote For 1

DEM	Nancy Scott	102	100.00%	0	0.00%	102	100.00%
Cast Votes:		102	81.60%	0	0.00%	102	81.60%
Over Votes:		0	0.00%	0	0.00%	0	0.00%
Under Votes:		23	18.40%	0	0.00%	23	18.40%



200611290246

Skagit County Auditor

11/29/2006 Page 316 of 584 2:34PM

Precinct Report — Official

PRIMARY ELECTION — SKAGIT COUNTY WASHINGTON 2006 GENERAL ELECTION — November 07, 2006

Page 300 of 568

11/29/2006 12:46 PM

Total Number of Voters : 41,641 of 59,998 = 69.40%

Precincts Reporting 118 of 118 = 100.00%

Party	Candidate	Early	Election	Total
<b>Precinct 174 (Ballots Cast: 125)</b>				
<b>SKAGIT COUNTY COMMISSIONER DISTRICT 3, Vote For 1</b>				
DEM	Sharon D. Dillon	85 70.25%	0 0.00%	85 70.25%
REP	Ted W. Anderson	36 29.75%	0 0.00%	36 29.75%
	Cast Votes:	121 96.80%	0 0.00%	121 96.80%
	Over Votes:	0 0.00%	0 0.00%	0 0.00%
	Under Votes:	4 3.20%	0 0.00%	4 3.20%
<b>SKAGIT COUNTY CORONER, Vote For 1</b>				
DEM	Daniel Dempsey	104 100.00%	0 0.00%	104 100.00%
	Cast Votes:	104 83.20%	0 0.00%	104 83.20%
	Over Votes:	0 0.00%	0 0.00%	0 0.00%
	Under Votes:	21 16.80%	0 0.00%	21 16.80%
<b>SKAGIT COUNTY PROSECUTING ATTORNEY, Vote For 1</b>				
DEM	Rich Weyrich	82 69.49%	0 0.00%	82 69.49%
REP	Tom Seguire	36 30.51%	0 0.00%	36 30.51%
	Cast Votes:	118 94.40%	0 0.00%	118 94.40%
	Over Votes:	0 0.00%	0 0.00%	0 0.00%
	Under Votes:	7 5.60%	0 0.00%	7 5.60%
<b>SKAGIT COUNTY SHERIFF, Vote For 1</b>				
DEM	Rick Grimstead	78 63.93%	0 0.00%	78 63.93%
REP	Dave Corrion	44 36.07%	0 0.00%	44 36.07%
	Cast Votes:	122 97.60%	0 0.00%	122 97.60%
	Over Votes:	0 0.00%	0 0.00%	0 0.00%
	Under Votes:	3 2.40%	0 0.00%	3 2.40%
<b>SKAGIT COUNTY TREASURER, Vote For 1</b>				
REP	Katie Jungquist	95 100.00%	0 0.00%	95 100.00%
	Cast Votes:	95 76.00%	0 0.00%	95 76.00%
	Over Votes:	0 0.00%	0 0.00%	0 0.00%
	Under Votes:	30 24.00%	0 0.00%	30 24.00%
<b>STATE SUPREME COURT JUSTICE POSITION #2, Vote For 1</b>				
	Susan Owens	56 54.90%	0 0.00%	56 54.90%
	Stephen Johnson	46 45.10%	0 0.00%	46 45.10%
	Cast Votes:	102 81.60%	0 0.00%	102 81.60%
	Over Votes:	0 0.00%	0 0.00%	0 0.00%
	Under Votes:	23 18.40%	0 0.00%	23 18.40%



200611290246


Skagit County Auditor

Precinct Report — Official

PRIMARY ELECTION — SKAGIT COUNTY WASHINGTON 2006 GENERAL ELECTION — November 07, 2006

Total Number of Voters : 41,641 of 59,998 = 69.40%

Party	Candidate	Early		Election		Total	
<b>Precinct 174 (Ballots Cast: 125)</b>							
<b>STATE SUPREME COURT JUSTICE POSITION #8, Vote For 1</b>							
	Gerry L. Alexander	83	100.00%	0	0.00%	83	100.00%
	Cast Votes:	83	66.40%	0	0.00%	83	66.40%
	Over Votes:	0	0.00%	0	0.00%	0	0.00%
	Under Votes:	42	33.60%	0	0.00%	42	33.60%
<b>STATE SUPREME COURT JUSTICE POSITION #9, Vote For 1</b>							
	Tom Chambers	78	100.00%	0	0.00%	78	100.00%
	Cast Votes:	78	62.40%	0	0.00%	78	62.40%
	Over Votes:	0	0.00%	0	0.00%	0	0.00%
	Under Votes:	47	37.60%	0	0.00%	47	37.60%
<b>COURT OF APPEALS DIVISION I DISTRICT #3 POSITION #1, Vote For 1</b>							
	Mary Kay Becker	79	100.00%	0	0.00%	79	100.00%
	Cast Votes:	79	63.20%	0	0.00%	79	63.20%
	Over Votes:	0	0.00%	0	0.00%	0	0.00%
	Under Votes:	46	36.80%	0	0.00%	46	36.80%
<b>DISTRICT COURT JUDGE POSITION 1, Vote For 1</b>							
	Warren M. Gilbert	54	49.09%	0	0.00%	54	49.09%
	Colleen Kenimond	56	50.91%	0	0.00%	56	50.91%
	Cast Votes:	110	88.00%	0	0.00%	110	88.00%
	Over Votes:	0	0.00%	0	0.00%	0	0.00%
	Under Votes:	15	12.00%	0	0.00%	15	12.00%
<b>DISTRICT COURT JUDGE POSITION 2, Vote For 1</b>							
	David A. Svaren	88	100.00%	0	0.00%	88	100.00%
	Cast Votes:	88	70.40%	0	0.00%	88	70.40%
	Over Votes:	0	0.00%	0	0.00%	0	0.00%
	Under Votes:	37	29.60%	0	0.00%	37	29.60%
<b>PUBLIC UTILITY DISTRICT COMMISSIONER NO. 2, Vote For 1</b>							
	Robbie Robertson	40	45.98%	0	0.00%	40	45.98%
	Michael C. Newman	47	54.02%	0	0.00%	47	54.02%
	Cast Votes:	87	69.60%	0	0.00%	87	69.60%
	Over Votes:	0	0.00%	0	0.00%	0	0.00%
	Under Votes:	38	30.40%	0	0.00%	38	30.40%



200611290246  
Skagit County Auditor

11/29/2006 Page 318 of 584 2:34PM

**Precinct Report — Official**

**PRIMARY ELECTION — SKAGIT COUNTY WASHINGTON 2006 GENERAL ELECTION — November 07, 2006**

Page 302 of 568

11/29/2006 12:46 PM

Total Number of Voters : 41,641 of 59,998 = 69.40%

Precincts Reporting 118 of 118 = 100.00%

Party	Candidate	Early	Election	Total		
<b>Precinct 174 (Ballots Cast: 125)</b>						
<b>SKAGIT COUNTY BOARD OF COMMISSIONERS PROPOSITION NO. 2 FLUORIDATION ADVISORY MEASURE, Vote For 1</b>						
Yes		76	63.33%	0 0.00%	76	63.33%
No		44	36.67%	0 0.00%	44	36.67%
	Cast Votes:	120	96.00%	0 0.00%	120	96.00%
	Over Votes:	0	0.00%	0 0.00%	0	0.00%
	Under Votes:	5	4.00%	0 0.00%	5	4.00%

11/29/2006 Page 319 of 584 2:34PM

Skagit County Auditor



Precinct Report — Official

PRIMARY ELECTION — SKAGIT COUNTY WASHINGTON 2006 GENERAL ELECTION — November 07, 2006

Page 303 of 568

11/29/2006 12:46 PM

Total Number of Voters : 41,641 of 59,998 = 69.40%

Precincts Reporting 118 of 118 = 100.00%

Party	Candidate	Early	Election	Total
<b>Precinct 176 (Ballots Cast: 80)</b>				
<b>INITIATIVE MEASURE NO. 920, Vote For 1</b>				
	Yes	25 32.47%	0 0.00%	25 32.47%
	No	52 67.53%	0 0.00%	52 67.53%
	Cast Votes:	77 96.25%	0 0.00%	77 96.25%
	Over Votes:	0 0.00%	0 0.00%	0 0.00%
	Under Votes:	3 3.75%	0 0.00%	3 3.75%
<b>INITIATIVE MEASURE NO. 933, Vote For 1</b>				
	Yes	26 32.91%	0 0.00%	26 32.91%
	No	53 67.09%	0 0.00%	53 67.09%
	Cast Votes:	79 98.75%	0 0.00%	79 98.75%
	Over Votes:	0 0.00%	0 0.00%	0 0.00%
	Under Votes:	1 1.25%	0 0.00%	1 1.25%
<b>INITIATIVE MEASURE NO. 937, Vote For 1</b>				
	Yes	28 36.84%	0 0.00%	28 36.84%
	No	48 63.16%	0 0.00%	48 63.16%
	Cast Votes:	76 95.00%	0 0.00%	76 95.00%
	Over Votes:	0 0.00%	0 0.00%	0 0.00%
	Under Votes:	4 5.00%	0 0.00%	4 5.00%
<b>HOUSE JOINT RESOLUTION 4223, Vote For 1</b>				
	Approved	62 83.78%	0 0.00%	62 83.78%
	Rejected	12 16.22%	0 0.00%	12 16.22%
	Cast Votes:	74 92.50%	0 0.00%	74 92.50%
	Over Votes:	0 0.00%	0 0.00%	0 0.00%
	Under Votes:	6 7.50%	0 0.00%	6 7.50%
<b>PROPOSITION NO. 1 Emergency Medical Services Levy (Skagit County Medic 1), Vote For 1</b>				
	Yes	58 74.36%	0 0.00%	58 74.36%
	No	20 25.64%	0 0.00%	20 25.64%
	Cast Votes:	78 97.50%	0 0.00%	78 97.50%
	Over Votes:	0 0.00%	0 0.00%	0 0.00%
	Under Votes:	2 2.50%	0 0.00%	2 2.50%
<b>UNITED STATES SENATOR, Vote For 1</b>				
DEM	Maria Cantwell	34 43.04%	0 0.00%	34 43.04%
REP	Mike McGavick	39 49.37%	0 0.00%	39 49.37%
LIB	Bruce Guthrie	4 5.06%	0 0.00%	4 5.06%
IND	Robin Adair	2 2.53%	0 0.00%	2 2.53%
GRE	Aaron Dixon	0 0.00%	0 0.00%	0 0.00%
	Cast Votes:	79 98.75%	0 0.00%	79 98.75%
	Over Votes:	0 0.00%	0 0.00%	0 0.00%
	Under Votes:	1 1.25%	0 0.00%	1 1.25%



200611290246  
Skagit County Auditor

11/29/2006 Page 320 of 584 2:34PM



**Precinct Report — Official**

**PRIMARY ELECTION — SKAGIT COUNTY WASHINGTON 2006 GENERAL ELECTION — November 07, 2006**

Page 304 of 568

11/29/2006 12:46 PM

Total Number of Voters : 41,641 of 59,998 = 69.40%

Precincts Reporting 118 of 118 = 100.00%

Party	Candidate	Early	Election	Total
<b>Precinct 176 (Ballots Cast: 80)</b>				
<b>UNITED STATES REPRESENTATIVE DISTRICT #2, Vote For 1</b>				
DEM	Rick Larsen	43	55.13%	43 55.13%
REP	Doug Roulstone	35	44.87%	35 44.87%
	<b>Cast Votes:</b>	78	97.50%	78 97.50%
	<b>Over Votes:</b>	0	0.00%	0 0.00%
	<b>Under Votes:</b>	2	2.50%	2 2.50%
<b>STATE REPRESENTATIVE DISTRICT #10 POSITION #1, Vote For 1</b>				
REP	Chris Strow	61	100.00%	61 100.00%
	<b>Cast Votes:</b>	61	76.25%	61 76.25%
	<b>Over Votes:</b>	0	0.00%	0 0.00%
	<b>Under Votes:</b>	19	23.75%	19 23.75%
<b>STATE REPRESENTATIVE DISTRICT #10 POSITION #2, Vote For 1</b>				
DEM	Tim Knue	36	46.75%	36 46.75%
REP	Barbara Bailey	41	53.25%	41 53.25%
	<b>Cast Votes:</b>	77	96.25%	77 96.25%
	<b>Over Votes:</b>	0	0.00%	0 0.00%
	<b>Under Votes:</b>	3	3.75%	3 3.75%
<b>SKAGIT COUNTY ASSESSOR, Vote For 1</b>				
REP	Mark Leander	63	100.00%	63 100.00%
	<b>Cast Votes:</b>	63	78.75%	63 78.75%
	<b>Over Votes:</b>	0	0.00%	0 0.00%
	<b>Under Votes:</b>	17	21.25%	17 21.25%
<b>SKAGIT COUNTY AUDITOR, Vote For 1</b>				
DEM	Jeanne Youngquist	34	45.95%	34 45.95%
REP	Norma Hickok-Brummett	40	54.05%	40 54.05%
	<b>Cast Votes:</b>	74	92.50%	74 92.50%
	<b>Over Votes:</b>	0	0.00%	0 0.00%
	<b>Under Votes:</b>	6	7.50%	6 7.50%
<b>SKAGIT COUNTY CLERK, Vote For 1</b>				
DEM	Nancy Scott	54	100.00%	54 100.00%
	<b>Cast Votes:</b>	54	67.50%	54 67.50%
	<b>Over Votes:</b>	0	0.00%	0 0.00%
	<b>Under Votes:</b>	26	32.50%	26 32.50%



200611290246

Skagit County Auditor

Precinct Report — Official

PRIMARY ELECTION — SKAGIT COUNTY WASHINGTON 2006 GENERAL ELECTION — November 07, 2006

Page 305 of 568

11/29/2006 12:46 PM

Total Number of Voters : 41,641 of 59,998 = 69.40%

Precincts Reporting 118 of 118 = 100.00%

Party	Candidate	Early	Election	Total	
<b>Precinct 176 (Ballots Cast: 80)</b>					
<b>SKAGIT COUNTY COMMISSIONER DISTRICT 3, Vote For 1</b>					
DEM	Sharon D. Dillon	49	61.25%	0 0.00%	49 61.25%
REP	Ted W. Anderson	31	38.75%	0 0.00%	31 38.75%
	Cast Votes:	80	100.00%	0 0.00%	80 100.00%
	Over Votes:	0	0.00%	0 0.00%	0 0.00%
	Under Votes:	0	0.00%	0 0.00%	0 0.00%
<b>SKAGIT COUNTY CORONER, Vote For 1</b>					
DEM	Daniel Dempsey	56	100.00%	0 0.00%	56 100.00%
	Cast Votes:	56	70.00%	0 0.00%	56 70.00%
	Over Votes:	0	0.00%	0 0.00%	0 0.00%
	Under Votes:	24	30.00%	0 0.00%	24 30.00%
<b>SKAGIT COUNTY PROSECUTING ATTORNEY, Vote For 1</b>					
DEM	Rich Weyrich	42	55.26%	0 0.00%	42 55.26%
REP	Tom Seguire	34	44.74%	0 0.00%	34 44.74%
	Cast Votes:	76	95.00%	0 0.00%	76 95.00%
	Over Votes:	0	0.00%	0 0.00%	0 0.00%
	Under Votes:	4	5.00%	0 0.00%	4 5.00%
<b>SKAGIT COUNTY SHERIFF, Vote For 1</b>					
DEM	Rick Grimstead	40	50.63%	0 0.00%	40 50.63%
REP	Dave Corrion	39	49.37%	0 0.00%	39 49.37%
	Cast Votes:	79	98.75%	0 0.00%	79 98.75%
	Over Votes:	0	0.00%	0 0.00%	0 0.00%
	Under Votes:	1	1.25%	0 0.00%	1 1.25%
<b>SKAGIT COUNTY TREASURER, Vote For 1</b>					
REP	Katie Jungquist	65	100.00%	0 0.00%	65 100.00%
	Cast Votes:	65	81.25%	0 0.00%	65 81.25%
	Over Votes:	0	0.00%	0 0.00%	0 0.00%
	Under Votes:	15	18.75%	0 0.00%	15 18.75%
<b>STATE SUPREME COURT JUSTICE POSITION #2, Vote For 1</b>					
	Susan Owens	42	56.76%	0 0.00%	42 56.76%
	Stephen Johnson	32	43.24%	0 0.00%	32 43.24%
	Cast Votes:	74	92.50%	0 0.00%	74 92.50%
	Over Votes:	0	0.00%	0 0.00%	0 0.00%
	Under Votes:	6	7.50%	0 0.00%	6 7.50%



200611290246  
Skagit County Auditor

11/29/2006 Page 322 of 584 2:34PM

**Precinct Report — Official**

**PRIMARY ELECTION — SKAGIT COUNTY WASHINGTON 2006 GENERAL ELECTION — November 07, 2006**

Total Number of Voters : 41,641 of 59,998 = 69.40%

Precincts Reporting 118 of 118 = 100.00%

Party	Candidate	Early	Election	Total
<b>Precinct 176 (Ballots Cast: 80)</b>				
<b>STATE SUPREME COURT JUSTICE POSITION #8, Vote For 1</b>				
	Gerry L. Alexander	51 100.00%	0 0.00%	51 100.00%
	Cast Votes:	51 63.75%	0 0.00%	51 63.75%
	Over Votes:	0 0.00%	0 0.00%	0 0.00%
	Under Votes:	29 36.25%	0 0.00%	29 36.25%
<b>STATE SUPREME COURT JUSTICE POSITION #9, Vote For 1</b>				
	Tom Chambers	50 100.00%	0 0.00%	50 100.00%
	Cast Votes:	50 62.50%	0 0.00%	50 62.50%
	Over Votes:	0 0.00%	0 0.00%	0 0.00%
	Under Votes:	30 37.50%	0 0.00%	30 37.50%
<b>COURT OF APPEALS DIVISION I DISTRICT #3 POSITION #1, Vote For 1</b>				
	Mary Kay Becker	53 100.00%	0 0.00%	53 100.00%
	Cast Votes:	53 66.25%	0 0.00%	53 66.25%
	Over Votes:	0 0.00%	0 0.00%	0 0.00%
	Under Votes:	27 33.75%	0 0.00%	27 33.75%
<b>DISTRICT COURT JUDGE POSITION 1, Vote For 1</b>				
	Warren M. Gilbert	42 64.62%	0 0.00%	42 64.62%
	Colleen Kenimond	23 35.38%	0 0.00%	23 35.38%
	Cast Votes:	65 81.25%	0 0.00%	65 81.25%
	Over Votes:	0 0.00%	0 0.00%	0 0.00%
	Under Votes:	15 18.75%	0 0.00%	15 18.75%
<b>DISTRICT COURT JUDGE POSITION 2, Vote For 1</b>				
	David A. Svaren	48 100.00%	0 0.00%	48 100.00%
	Cast Votes:	48 60.00%	0 0.00%	48 60.00%
	Over Votes:	0 0.00%	0 0.00%	0 0.00%
	Under Votes:	32 40.00%	0 0.00%	32 40.00%
<b>PUBLIC UTILITY DISTRICT COMMISSIONER NO. 2, Vote For 1</b>				
	Robbie Robertson	23 41.82%	0 0.00%	23 41.82%
	Michael C. Newman	32 58.18%	0 0.00%	32 58.18%
	Cast Votes:	55 68.75%	0 0.00%	55 68.75%
	Over Votes:	0 0.00%	0 0.00%	0 0.00%
	Under Votes:	25 31.25%	0 0.00%	25 31.25%



200611290246  
Skagit County Auditor

Precinct Report — Official

PRIMARY ELECTION — SKAGIT COUNTY WASHINGTON 2006 GENERAL ELECTION — November 07, 2006

Page 307 of 568

11/29/2006 12:46 PM

Total Number of Voters : 41,641 of 59,998 = 69.40%

Precincts Reporting 118 of 118 = 100.00%

Party	Candidate	Early	Election	Total
-------	-----------	-------	----------	-------

Precinct 176 (Ballots Cast: 80)

SKAGIT COUNTY BOARD OF COMMISSIONERS PROPOSITION NO. 2 FLUORIDATION ADVISORY MEASURE, Vote For 1

Yes	38	49.35%	0	0.00%	38	49.35%
No	39	50.65%	0	0.00%	39	50.65%
Cast Votes:	77	96.25%	0	0.00%	77	96.25%
Over Votes:	0	0.00%	0	0.00%	0	0.00%
Under Votes:	3	3.75%	0	0.00%	3	3.75%



200611290246

Skagit County Auditor

11/29/2006 Page 324 of 584 2:34PM

Precinct Report — Official

PRIMARY ELECTION — SKAGIT COUNTY WASHINGTON 2006 GENERAL ELECTION — November 07, 2006

Total Number of Voters : 41,641 of 59,998 = 69.40%

Precincts Reporting 118 of 118 = 100.00%

Party	Candidate	Early	Election	Total
<b>Precinct 201 (Ballots Cast: 376)</b>				
<b>INITIATIVE MEASURE NO. 920, Vote For 1</b>				
	Yes	111 30.83%	0 0.00%	111 30.83%
	No	249 69.17%	0 0.00%	249 69.17%
	Cast Votes:	360 95.74%	0 0.00%	360 95.74%
	Over Votes:	0 0.00%	0 0.00%	0 0.00%
	Under Votes:	16 4.26%	0 0.00%	16 4.26%
<b>INITIATIVE MEASURE NO. 933, Vote For 1</b>				
	Yes	78 21.49%	0 0.00%	78 21.49%
	No	285 78.51%	0 0.00%	285 78.51%
	Cast Votes:	363 96.54%	0 0.00%	363 96.54%
	Over Votes:	0 0.00%	0 0.00%	0 0.00%
	Under Votes:	13 3.46%	0 0.00%	13 3.46%
<b>INITIATIVE MEASURE NO. 937, Vote For 1</b>				
	Yes	188 53.11%	0 0.00%	188 53.11%
	No	166 46.89%	0 0.00%	166 46.89%
	Cast Votes:	354 94.15%	0 0.00%	354 94.15%
	Over Votes:	0 0.00%	0 0.00%	0 0.00%
	Under Votes:	22 5.85%	0 0.00%	22 5.85%
<b>HOUSE JOINT RESOLUTION 4223, Vote For 1</b>				
	Approved	273 77.78%	0 0.00%	273 77.78%
	Rejected	78 22.22%	0 0.00%	78 22.22%
	Cast Votes:	351 93.35%	0 0.00%	351 93.35%
	Over Votes:	0 0.00%	0 0.00%	0 0.00%
	Under Votes:	25 6.65%	0 0.00%	25 6.65%
<b>PROPOSITION NO. 1 Emergency Medical Services Levy (Skagit County Medic 1), Vote For 1</b>				
	Yes	260 73.03%	0 0.00%	260 73.03%
	No	96 26.97%	0 0.00%	96 26.97%
	Cast Votes:	356 94.68%	0 0.00%	356 94.68%
	Over Votes:	0 0.00%	0 0.00%	0 0.00%
	Under Votes:	20 5.32%	0 0.00%	20 5.32%
<b>UNITED STATES SENATOR, Vote For 1</b>				
DEM	Maria Cantwell	245 65.68%	0 0.00%	245 65.68%
REP	Mike McGavick	115 30.83%	0 0.00%	115 30.83%
LIB	Bruce Guthrie	2 0.54%	0 0.00%	2 0.54%
IND	Robin Adair	6 1.61%	0 0.00%	6 1.61%
GRE	Aaron Dixon	5 1.34%	0 0.00%	5 1.34%
	Cast Votes:	373 99.20%	0 0.00%	373 99.20%
	Over Votes:	0 0.00%	0 0.00%	0 0.00%
	Under Votes:	3 0.80%	0 0.00%	3 0.80%

11/29/2006 Page 325 of 584 2:34PM



Precinct Report — Official

PRIMARY ELECTION — SKAGIT COUNTY WASHINGTON 2006 GENERAL ELECTION — November 07, 2006

Page 309 of 568

11/29/2006 12:46 PM

Precincts Reporting 118 of 118 = 100.00%

Total Number of Voters : 41,641 of 59,998 = 69.40%

Party	Candidate	Early	Election	Total		
<b>Precinct 201 (Ballots Cast: 376)</b>						
<b>UNITED STATES REPRESENTATIVE DISTRICT #2, Vote For 1</b>						
DEM	Rick Larsen	272	74.32%	0 0.00%	272	74.32%
REP	Doug Roulstone	94	25.68%	0 0.00%	94	25.68%
	<b>Cast Votes:</b>	366	97.34%	0 0.00%	366	97.34%
	<b>Over Votes:</b>	0	0.00%	0 0.00%	0	0.00%
	<b>Under Votes:</b>	10	2.66%	0 0.00%	10	2.66%
<b>STATE REPRESENTATIVE DISTRICT #40 POSITION #1, Vote For 1</b>						
DEM	Dave Quall	274	76.75%	0 0.00%	274	76.75%
REP	Yoshe Revelle	83	23.25%	0 0.00%	83	23.25%
	<b>Cast Votes:</b>	357	94.95%	0 0.00%	357	94.95%
	<b>Over Votes:</b>	0	0.00%	0 0.00%	0	0.00%
	<b>Under Votes:</b>	19	5.05%	0 0.00%	19	5.05%
<b>STATE REPRESENTATIVE DISTRICT #40 POSITION #2, Vote For 1</b>						
DEM	Jeff Morris	296	100.00%	0 0.00%	296	100.00%
	<b>Cast Votes:</b>	296	78.72%	0 0.00%	296	78.72%
	<b>Over Votes:</b>	0	0.00%	0 0.00%	0	0.00%
	<b>Under Votes:</b>	80	21.28%	0 0.00%	80	21.28%
<b>SKAGIT COUNTY ASSESSOR, Vote For 1</b>						
REP	Mark Leander	243	100.00%	0 0.00%	243	100.00%
	<b>Cast Votes:</b>	243	64.63%	0 0.00%	243	64.63%
	<b>Over Votes:</b>	0	0.00%	0 0.00%	0	0.00%
	<b>Under Votes:</b>	133	35.37%	0 0.00%	133	35.37%
<b>SKAGIT COUNTY AUDITOR, Vote For 1</b>						
DEM	Jeanne Youngquist	219	63.11%	0 0.00%	219	63.11%
REP	Norma Hickok-Brummett	128	36.89%	0 0.00%	128	36.89%
	<b>Cast Votes:</b>	347	92.29%	0 0.00%	347	92.29%
	<b>Over Votes:</b>	0	0.00%	0 0.00%	0	0.00%
	<b>Under Votes:</b>	29	7.71%	0 0.00%	29	7.71%
<b>SKAGIT COUNTY CLERK, Vote For 1</b>						
DEM	Nancy Scott	278	100.00%	0 0.00%	278	100.00%
	<b>Cast Votes:</b>	278	73.94%	0 0.00%	278	73.94%
	<b>Over Votes:</b>	0	0.00%	0 0.00%	0	0.00%
	<b>Under Votes:</b>	98	26.06%	0 0.00%	98	26.06%



200611290246  
Skagit County Auditor

11/29/2006 Page 326 of 584 2:34PM

Precinct Report — Official

PRIMARY ELECTION — SKAGIT COUNTY WASHINGTON 2006 GENERAL ELECTION — November 07, 2006

Page 310 of 568

11/29/2006 12:46 PM

Total Number of Voters : 41,641 of 59,998 = 69.40%

Precincts Reporting 118 of 118 = 100.00%

Party	Candidate	Early	Election	Total	
<b>Precinct 201 (Ballots Cast: 376)</b>					
<b>SKAGIT COUNTY COMMISSIONER DISTRICT 3, Vote For 1</b>					
DEM	Sharon D. Dillon	244	68.54%	0 0.00%	244 68.54%
REP	Ted W. Anderson	112	31.46%	0 0.00%	112 31.46%
	Cast Votes:	356	94.68%	0 0.00%	356 94.68%
	Over Votes:	1	0.27%	0 0.00%	1 0.27%
	Under Votes:	19	5.05%	0 0.00%	19 5.05%
<b>SKAGIT COUNTY CORONER, Vote For 1</b>					
DEM	Daniel Dempsey	279	100.00%	0 0.00%	279 100.00%
	Cast Votes:	279	74.20%	0 0.00%	279 74.20%
	Over Votes:	0	0.00%	0 0.00%	0 0.00%
	Under Votes:	97	25.80%	0 0.00%	97 25.80%
<b>SKAGIT COUNTY PROSECUTING ATTORNEY, Vote For 1</b>					
DEM	Rich Weyrich	227	65.42%	0 0.00%	227 65.42%
REP	Tom Seguire	120	34.58%	0 0.00%	120 34.58%
	Cast Votes:	347	92.29%	0 0.00%	347 92.29%
	Over Votes:	0	0.00%	0 0.00%	0 0.00%
	Under Votes:	29	7.71%	0 0.00%	29 7.71%
<b>SKAGIT COUNTY SHERIFF, Vote For 1</b>					
DEM	Rick Grimstead	208	59.94%	0 0.00%	208 59.94%
REP	Dave Corrion	139	40.06%	0 0.00%	139 40.06%
	Cast Votes:	347	92.29%	0 0.00%	347 92.29%
	Over Votes:	0	0.00%	0 0.00%	0 0.00%
	Under Votes:	29	7.71%	0 0.00%	29 7.71%
<b>SKAGIT COUNTY TREASURER, Vote For 1</b>					
REP	Katie Jungquist	258	100.00%	0 0.00%	258 100.00%
	Cast Votes:	258	68.62%	0 0.00%	258 68.62%
	Over Votes:	0	0.00%	0 0.00%	0 0.00%
	Under Votes:	118	31.38%	0 0.00%	118 31.38%
<b>STATE SUPREME COURT JUSTICE POSITION #2, Vote For 1</b>					
	Susan Owens	225	71.20%	0 0.00%	225 71.20%
	Stephen Johnson	91	28.80%	0 0.00%	91 28.80%
	Cast Votes:	316	84.04%	0 0.00%	316 84.04%
	Over Votes:	0	0.00%	0 0.00%	0 0.00%
	Under Votes:	60	15.96%	0 0.00%	60 15.96%



200611290246

Skagit County Auditor

Precinct Report — Official

PRIMARY ELECTION — SKAGIT COUNTY WASHINGTON 2006 GENERAL ELECTION — November 07, 2006


Page 311 of 568

11/29/2006 12:46 PM

Total Number of Voters : 41,641 of 59,998 = 69.40%

Precincts Reporting 118 of 118 = 100.00%

Party	Candidate	Early	Election	Total
<b>Precinct 201 (Ballots Cast: 376)</b>				
<b>STATE SUPREME COURT JUSTICE POSITION #8, Vote For 1</b>				
	Gerry L. Alexander	246 100.00%	0 0.00%	246 100.00%
	Cast Votes:	246 65.43%	0 0.00%	246 65.43%
	Over Votes:	0 0.00%	0 0.00%	0 0.00%
	Under Votes:	130 34.57%	0 0.00%	130 34.57%
<b>STATE SUPREME COURT JUSTICE POSITION #9, Vote For 1</b>				
	Tom Chambers	245 100.00%	0 0.00%	245 100.00%
	Cast Votes:	245 65.16%	0 0.00%	245 65.16%
	Over Votes:	0 0.00%	0 0.00%	0 0.00%
	Under Votes:	131 34.84%	0 0.00%	131 34.84%
<b>COURT OF APPEALS DIVISION I DISTRICT #3 POSITION #1, Vote For 1</b>				
	Mary Kay Becker	243 100.00%	0 0.00%	243 100.00%
	Cast Votes:	243 64.63%	0 0.00%	243 64.63%
	Over Votes:	0 0.00%	0 0.00%	0 0.00%
	Under Votes:	133 35.37%	0 0.00%	133 35.37%
<b>DISTRICT COURT JUDGE POSITION 1, Vote For 1</b>				
	Warren M. Gilbert	148 50.34%	0 0.00%	148 50.34%
	Colleen Kenimond	146 49.66%	0 0.00%	146 49.66%
	Cast Votes:	294 78.19%	0 0.00%	294 78.19%
	Over Votes:	0 0.00%	0 0.00%	0 0.00%
	Under Votes:	82 21.81%	0 0.00%	82 21.81%
<b>DISTRICT COURT JUDGE POSITION 2, Vote For 1</b>				
	David A. Svaren	230 100.00%	0 0.00%	230 100.00%
	Cast Votes:	230 61.17%	0 0.00%	230 61.17%
	Over Votes:	0 0.00%	0 0.00%	0 0.00%
	Under Votes:	146 38.83%	0 0.00%	146 38.83%
<b>PUBLIC UTILITY DISTRICT COMMISSIONER NO. 2, Vote For 1</b>				
	Robbie Robertson	136 59.39%	0 0.00%	136 59.39%
	Michael C. Newman	93 40.61%	0 0.00%	93 40.61%
	Cast Votes:	229 60.90%	0 0.00%	229 60.90%
	Over Votes:	0 0.00%	0 0.00%	0 0.00%
	Under Votes:	147 39.10%	0 0.00%	147 39.10%



200611290246  
Skagit County Auditor

11/29/2006 Page 328 of 584 2:34PM



Precinct Report — Official

PRIMARY ELECTION — SKAGIT COUNTY WASHINGTON 2006 GENERAL ELECTION — November 07, 2006

Total Number of Voters : 41,641 of 59,998 = 69.40%

Precincts Reporting 118 of 118 = 100.00%

Party	Candidate	Early	Election	Total
<b>Precinct 201 (Ballots Cast: 376)</b>				
FIDALGO POOL & FITNESS CENTER DISTRICT MAINTENANCE AND OPERATION LEVY, Vote For 1				
Yes		251	69.92%	0 0.00% 251 69.92%
No		108	30.08%	0 0.00% 108 30.08%
	Cast Votes:	359	95.48%	0 0.00% 359 95.48%
	Over Votes:	0	0.00%	0 0.00% 0 0.00%
	Under Votes:	17	4.52%	0 0.00% 17 4.52%

11/29/2006 Page

329 of 584 2:34PM

Skagit County Auditor



Precinct Report — Official

PRIMARY ELECTION — SKAGIT COUNTY WASHINGTON 2006 GENERAL ELECTION — November 07, 2006

Total Number of Voters : 41,641 of 59,998 = 69.40%

Precincts Reporting 118 of 118 = 100.00%

Party	Candidate	Early	Election	Total
-------	-----------	-------	----------	-------

Precinct 204 (Ballots Cast: 343)

INITIATIVE MEASURE NO. 920, Vote For 1

Yes	90	27.69%	0	0.00%	90	27.69%
No	235	72.31%	0	0.00%	235	72.31%
Cast Votes:	325	94.75%	0	0.00%	325	94.75%
Over Votes:	0	0.00%	0	0.00%	0	0.00%
Under Votes:	18	5.25%	0	0.00%	18	5.25%

INITIATIVE MEASURE NO. 933, Vote For 1

Yes	77	23.40%	0	0.00%	77	23.40%
No	252	76.60%	0	0.00%	252	76.60%
Cast Votes:	329	95.92%	0	0.00%	329	95.92%
Over Votes:	0	0.00%	0	0.00%	0	0.00%
Under Votes:	14	4.08%	0	0.00%	14	4.08%

INITIATIVE MEASURE NO. 937, Vote For 1

Yes	156	50.00%	0	0.00%	156	50.00%
No	156	50.00%	0	0.00%	156	50.00%
Cast Votes:	312	90.96%	0	0.00%	312	90.96%
Over Votes:	0	0.00%	0	0.00%	0	0.00%
Under Votes:	31	9.04%	0	0.00%	31	9.04%

HOUSE JOINT RESOLUTION 4223, Vote For 1

Approved	241	75.79%	0	0.00%	241	75.79%
Rejected	77	24.21%	0	0.00%	77	24.21%
Cast Votes:	318	92.71%	0	0.00%	318	92.71%
Over Votes:	0	0.00%	0	0.00%	0	0.00%
Under Votes:	25	7.29%	0	0.00%	25	7.29%

PROPOSITION NO. 1 Emergency Medical Services Levy (Skagit County Medic 1), Vote For 1

Yes	244	76.97%	0	0.00%	244	76.97%
No	73	23.03%	0	0.00%	73	23.03%
Cast Votes:	317	92.42%	0	0.00%	317	92.42%
Over Votes:	0	0.00%	0	0.00%	0	0.00%
Under Votes:	26	7.58%	0	0.00%	26	7.58%

UNITED STATES SENATOR, Vote For 1

DEM	Maria Cantwell	210	62.69%	0	0.00%	210	62.69%
REP	Mike McGavick	108	32.24%	0	0.00%	108	32.24%
LIB	Bruce Guthrie	5	1.49%	0	0.00%	5	1.49%
IND	Robin Adair	5	1.49%	0	0.00%	5	1.49%
GRE	Aaron Dixon	7	2.09%	0	0.00%	7	2.09%
Cast Votes:		335	97.67%	0	0.00%	335	97.67%
Over Votes:		0	0.00%	0	0.00%	0	0.00%
Under Votes:		8	2.33%	0	0.00%	8	2.33%



200611290246  
Skagit County Auditor

Precinct Report — Official

PRIMARY ELECTION — SKAGIT COUNTY WASHINGTON 2006 GENERAL ELECTION — November 07, 2006

Page 314 of 568

11/29/2006 12:46 PM

Total Number of Voters : 41,641 of 59,998 = 69.40%

Precincts Reporting 118 of 118 = 100.00%

Party	Candidate	Early	Election	Total
<b>Precinct 204 (Ballots Cast: 343)</b>				
<b>UNITED STATES REPRESENTATIVE DISTRICT #2, Vote For 1</b>				
DEM	Rick Larsen	242 72.67%	0 0.00%	242 72.67%
REP	Doug Roulstone	91 27.33%	0 0.00%	91 27.33%
	<b>Cast Votes:</b>	<b>333 97.08%</b>	<b>0 0.00%</b>	<b>333 97.08%</b>
	<b>Over Votes:</b>	<b>0 0.00%</b>	<b>0 0.00%</b>	<b>0 0.00%</b>
	<b>Under Votes:</b>	<b>10 2.92%</b>	<b>0 0.00%</b>	<b>10 2.92%</b>
<b>STATE REPRESENTATIVE DISTRICT #40 POSITION #1, Vote For 1</b>				
DEM	Dave Quall	247 77.92%	0 0.00%	247 77.92%
REP	Yoshe Revelle	70 22.08%	0 0.00%	70 22.08%
	<b>Cast Votes:</b>	<b>317 92.42%</b>	<b>0 0.00%</b>	<b>317 92.42%</b>
	<b>Over Votes:</b>	<b>0 0.00%</b>	<b>0 0.00%</b>	<b>0 0.00%</b>
	<b>Under Votes:</b>	<b>26 7.58%</b>	<b>0 0.00%</b>	<b>26 7.58%</b>
<b>STATE REPRESENTATIVE DISTRICT #40 POSITION #2, Vote For 1</b>				
DEM	Jeff Morris	262 100.00%	0 0.00%	262 100.00%
	<b>Cast Votes:</b>	<b>262 76.38%</b>	<b>0 0.00%</b>	<b>262 76.38%</b>
	<b>Over Votes:</b>	<b>0 0.00%</b>	<b>0 0.00%</b>	<b>0 0.00%</b>
	<b>Under Votes:</b>	<b>81 23.62%</b>	<b>0 0.00%</b>	<b>81 23.62%</b>
<b>SKAGIT COUNTY ASSESSOR, Vote For 1</b>				
REP	Mark Leander	229 100.00%	0 0.00%	229 100.00%
	<b>Cast Votes:</b>	<b>229 66.76%</b>	<b>0 0.00%</b>	<b>229 66.76%</b>
	<b>Over Votes:</b>	<b>0 0.00%</b>	<b>0 0.00%</b>	<b>0 0.00%</b>
	<b>Under Votes:</b>	<b>114 33.24%</b>	<b>0 0.00%</b>	<b>114 33.24%</b>
<b>SKAGIT COUNTY AUDITOR, Vote For 1</b>				
DEM	Jeanne Youngquist	212 65.03%	0 0.00%	212 65.03%
REP	Norma Hickok-Brummett	114 34.97%	0 0.00%	114 34.97%
	<b>Cast Votes:</b>	<b>326 95.04%</b>	<b>0 0.00%</b>	<b>326 95.04%</b>
	<b>Over Votes:</b>	<b>0 0.00%</b>	<b>0 0.00%</b>	<b>0 0.00%</b>
	<b>Under Votes:</b>	<b>17 4.96%</b>	<b>0 0.00%</b>	<b>17 4.96%</b>
<b>SKAGIT COUNTY CLERK, Vote For 1</b>				
DEM	Nancy Scott	255 100.00%	0 0.00%	255 100.00%
	<b>Cast Votes:</b>	<b>255 74.34%</b>	<b>0 0.00%</b>	<b>255 74.34%</b>
	<b>Over Votes:</b>	<b>0 0.00%</b>	<b>0 0.00%</b>	<b>0 0.00%</b>
	<b>Under Votes:</b>	<b>88 25.66%</b>	<b>0 0.00%</b>	<b>88 25.66%</b>



200611290246

Skagit County Auditor

Precinct Report — Official

PRIMARY ELECTION — SKAGIT COUNTY WASHINGTON 2006 GENERAL ELECTION — November 07, 2006

Total Number of Voters : 41,641 of 59,998 = 69.40%

Precincts Reporting 118 of 118 = 100.00%

Party	Candidate	Early	Election	Total	
<b>Precinct 204 (Ballots Cast: 343)</b>					
<b>SKAGIT COUNTY COMMISSIONER DISTRICT 3, Vote For 1</b>					
DEM	Sharon D. Dillon	218	67.70%	0 0.00%	218 67.70%
REP	Ted W. Anderson	104	32.30%	0 0.00%	104 32.30%
	Cast Votes:	322	93.88%	0 0.00%	322 93.88%
	Over Votes:	0	0.00%	0 0.00%	0 0.00%
	Under Votes:	21	6.12%	0 0.00%	21 6.12%
<b>SKAGIT COUNTY CORONER, Vote For 1</b>					
DEM	Daniel Dempsey	262	100.00%	0 0.00%	262 100.00%
	Cast Votes:	262	76.38%	0 0.00%	262 76.38%
	Over Votes:	0	0.00%	0 0.00%	0 0.00%
	Under Votes:	81	23.62%	0 0.00%	81 23.62%
<b>SKAGIT COUNTY PROSECUTING ATTORNEY, Vote For 1</b>					
DEM	Rich Weyrich	216	66.46%	0 0.00%	216 66.46%
REP	Tom Seguire	109	33.54%	0 0.00%	109 33.54%
	Cast Votes:	325	94.75%	0 0.00%	325 94.75%
	Over Votes:	0	0.00%	0 0.00%	0 0.00%
	Under Votes:	18	5.25%	0 0.00%	18 5.25%
<b>SKAGIT COUNTY SHERIFF, Vote For 1</b>					
DEM	Rick Grimstead	212	65.63%	0 0.00%	212 65.63%
REP	Dave Corrian	111	34.37%	0 0.00%	111 34.37%
	Cast Votes:	323	94.17%	0 0.00%	323 94.17%
	Over Votes:	0	0.00%	0 0.00%	0 0.00%
	Under Votes:	20	5.83%	0 0.00%	20 5.83%
<b>SKAGIT COUNTY TREASURER, Vote For 1</b>					
REP	Katie Jungquist	237	100.00%	0 0.00%	237 100.00%
	Cast Votes:	237	69.10%	0 0.00%	237 69.10%
	Over Votes:	0	0.00%	0 0.00%	0 0.00%
	Under Votes:	106	30.90%	0 0.00%	106 30.90%
<b>STATE SUPREME COURT JUSTICE POSITION #2, Vote For 1</b>					
	Susan Owens	197	69.61%	0 0.00%	197 69.61%
	Stephen Johnson	86	30.39%	0 0.00%	86 30.39%
	Cast Votes:	283	82.51%	0 0.00%	283 82.51%
	Over Votes:	0	0.00%	0 0.00%	0 0.00%
	Under Votes:	60	17.49%	0 0.00%	60 17.49%



200611290246  
Skagit County Auditor

11/29/2006 Page 332 of 584 2:34PM

Precinct Report — Official

PRIMARY ELECTION — SKAGIT COUNTY WASHINGTON 2006 GENERAL ELECTION — November 07, 2006

Page 316 of 568

11/29/2006 12:46 PM

Total Number of Voters : 41,641 of 59,998 = 69.40%

Precincts Reporting 118 of 118 = 100.00%

Party	Candidate	Early	Election	Total
<b>Precinct 204 (Ballots Cast: 343)</b>				
<b>STATE SUPREME COURT JUSTICE POSITION #8, Vote For 1</b>				
	Gerry L. Alexander	235 100.00%	0 0.00%	235 100.00%
	Cast Votes:	235 68.51%	0 0.00%	235 68.51%
	Over Votes:	0 0.00%	0 0.00%	0 0.00%
	Under Votes:	108 31.49%	0 0.00%	108 31.49%
<b>STATE SUPREME COURT JUSTICE POSITION #9, Vote For 1</b>				
	Tom Chambers	237 100.00%	0 0.00%	237 100.00%
	Cast Votes:	237 69.10%	0 0.00%	237 69.10%
	Over Votes:	0 0.00%	0 0.00%	0 0.00%
	Under Votes:	106 30.90%	0 0.00%	106 30.90%
<b>COURT OF APPEALS DIVISION I DISTRICT #3 POSITION #1, Vote For 1</b>				
	Mary Kay Becker	238 100.00%	0 0.00%	238 100.00%
	Cast Votes:	238 69.39%	0 0.00%	238 69.39%
	Over Votes:	0 0.00%	0 0.00%	0 0.00%
	Under Votes:	105 30.61%	0 0.00%	105 30.61%
<b>DISTRICT COURT JUDGE POSITION 1, Vote For 1</b>				
	Warren M. Gilbert	140 51.85%	0 0.00%	140 51.85%
	Colleen Kenimond	130 48.15%	0 0.00%	130 48.15%
	Cast Votes:	270 78.72%	0 0.00%	270 78.72%
	Over Votes:	0 0.00%	0 0.00%	0 0.00%
	Under Votes:	73 21.28%	0 0.00%	73 21.28%
<b>DISTRICT COURT JUDGE POSITION 2, Vote For 1</b>				
	David A. Svaren	212 100.00%	0 0.00%	212 100.00%
	Cast Votes:	212 61.81%	0 0.00%	212 61.81%
	Over Votes:	0 0.00%	0 0.00%	0 0.00%
	Under Votes:	131 38.19%	0 0.00%	131 38.19%
<b>PUBLIC UTILITY DISTRICT COMMISSIONER NO. 2, Vote For 1</b>				
	Robbie Robertson	138 59.74%	0 0.00%	138 59.74%
	Michael C. Newman	93 40.26%	0 0.00%	93 40.26%
	Cast Votes:	231 67.35%	0 0.00%	231 67.35%
	Over Votes:	0 0.00%	0 0.00%	0 0.00%
	Under Votes:	112 32.65%	0 0.00%	112 32.65%



200611290246

Skagit County Auditor

**Precinct Report — Official**

**PRIMARY ELECTION — SKAGIT COUNTY WASHINGTON 2006 GENERAL ELECTION — November 07, 2006**


Page 317 of 568

11/29/2006 12:46 PM

Total Number of Voters : 41,641 of 59,998 = 69.40%

Precincts Reporting 118 of 118 = 100.00%

Party	Candidate	Early	Election	Total
<b>Precinct 204 (Ballots Cast: 343)</b>				
<b>FIDALGO POOL &amp; FITNESS CENTER DISTRICT MAINTENANCE AND OPERATION LEVY, Vote For 1</b>				
Yes		233 71.25%	0 0.00%	233 71.25%
No		94 28.75%	0 0.00%	94 28.75%
	Cast Votes:	327 95.34%	0 0.00%	327 95.34%
	Over Votes:	0 0.00%	0 0.00%	0 0.00%
	Under Votes:	16 4.66%	0 0.00%	16 4.66%

  
 200611290246  
 Skagit County Auditor  
 11/29/2006 Page 334 of 584 2:34PM

Precinct Report — Official

PRIMARY ELECTION — SKAGIT COUNTY WASHINGTON 2006 GENERAL ELECTION — November 07, 2006

Total Number of Voters : 41,641 of 59,998 = 69.40%

Precincts Reporting 118 of 118 = 100.00%

Party	Candidate	Early	Election	Total
<b>Precinct 205 (Ballots Cast: 12)</b>				
<b>INITIATIVE MEASURE NO. 920, Vote For 1</b>				
	Yes	6 54.55%	0 0.00%	6 54.55%
	No	5 45.45%	0 0.00%	5 45.45%
	Cast Votes:	11 91.67%	0 0.00%	11 91.67%
	Over Votes:	0 0.00%	0 0.00%	0 0.00%
	Under Votes:	1 8.33%	0 0.00%	1 8.33%
<b>INITIATIVE MEASURE NO. 933, Vote For 1</b>				
	Yes	4 36.36%	0 0.00%	4 36.36%
	No	7 63.64%	0 0.00%	7 63.64%
	Cast Votes:	11 91.67%	0 0.00%	11 91.67%
	Over Votes:	0 0.00%	0 0.00%	0 0.00%
	Under Votes:	1 8.33%	0 0.00%	1 8.33%
<b>INITIATIVE MEASURE NO. 937, Vote For 1</b>				
	Yes	2 20.00%	0 0.00%	2 20.00%
	No	8 80.00%	0 0.00%	8 80.00%
	Cast Votes:	10 83.33%	0 0.00%	10 83.33%
	Over Votes:	0 0.00%	0 0.00%	0 0.00%
	Under Votes:	2 16.67%	0 0.00%	2 16.67%
<b>HOUSE JOINT RESOLUTION 4223, Vote For 1</b>				
	Approved	8 100.00%	0 0.00%	8 100.00%
	Rejected	0 0.00%	0 0.00%	0 0.00%
	Cast Votes:	8 66.67%	0 0.00%	8 66.67%
	Over Votes:	0 0.00%	0 0.00%	0 0.00%
	Under Votes:	4 33.33%	0 0.00%	4 33.33%
<b>PROPOSITION NO. 1 Emergency Medical Services Levy (Skagit County Medic 1), Vote For 1</b>				
	Yes	7 63.64%	0 0.00%	7 63.64%
	No	4 36.36%	0 0.00%	4 36.36%
	Cast Votes:	11 91.67%	0 0.00%	11 91.67%
	Over Votes:	0 0.00%	0 0.00%	0 0.00%
	Under Votes:	1 8.33%	0 0.00%	1 8.33%
<b>UNITED STATES SENATOR, Vote For 1</b>				
DEM	Maria Cantwell	6 50.00%	0 0.00%	6 50.00%
REP	Mike McGavick	5 41.67%	0 0.00%	5 41.67%
LIB	Bruce Guthrie	0 0.00%	0 0.00%	0 0.00%
IND	Robin Adair	0 0.00%	0 0.00%	0 0.00%
GRE	Aaron Dixon	1 8.33%	0 0.00%	1 8.33%
	Cast Votes:	12 100.00%	0 0.00%	12 100.00%
	Over Votes:	0 0.00%	0 0.00%	0 0.00%
	Under Votes:	0 0.00%	0 0.00%	0 0.00%

11/29/2006 Page

Skagit County Auditor  
200611290246  
335 of 584 2:34PM



Precinct Report — Official

PRIMARY ELECTION — SKAGIT COUNTY WASHINGTON 2006 GENERAL ELECTION — November 07, 2006

Total Number of Voters : 41,641 of 59,998 = 69.40%

Party	Candidate	Early	Election	Total	
<b>Precinct 205 (Ballots Cast: 12)</b>					
<b>UNITED STATES REPRESENTATIVE DISTRICT #2, Vote For 1</b>					
DEM	Rick Larsen	7	58.33%	0 0.00%	7 58.33%
REP	Doug Roulstone	5	41.67%	0 0.00%	5 41.67%
	Cast Votes:	12	100.00%	0 0.00%	12 100.00%
	Over Votes:	0	0.00%	0 0.00%	0 0.00%
	Under Votes:	0	0.00%	0 0.00%	0 0.00%
<b>STATE REPRESENTATIVE DISTRICT #10 POSITION #1, Vote For 1</b>					
REP	Chris Strow	7	100.00%	0 0.00%	7 100.00%
	Cast Votes:	7	58.33%	0 0.00%	7 58.33%
	Over Votes:	0	0.00%	0 0.00%	0 0.00%
	Under Votes:	5	41.67%	0 0.00%	5 41.67%
<b>STATE REPRESENTATIVE DISTRICT #10 POSITION #2, Vote For 1</b>					
DEM	Tim Knue	5	45.45%	0 0.00%	5 45.45%
REP	Barbara Bailey	6	54.55%	0 0.00%	6 54.55%
	Cast Votes:	11	91.67%	0 0.00%	11 91.67%
	Over Votes:	0	0.00%	0 0.00%	0 0.00%
	Under Votes:	1	8.33%	0 0.00%	1 8.33%
<b>SKAGIT COUNTY ASSESSOR, Vote For 1</b>					
REP	Mark Leander	6	100.00%	0 0.00%	6 100.00%
	Cast Votes:	6	50.00%	0 0.00%	6 50.00%
	Over Votes:	0	0.00%	0 0.00%	0 0.00%
	Under Votes:	6	50.00%	0 0.00%	6 50.00%
<b>SKAGIT COUNTY AUDITOR, Vote For 1</b>					
DEM	Jeanne Youngquist	6	54.55%	0 0.00%	6 54.55%
REP	Norma Hickok-Brummett	5	45.45%	0 0.00%	5 45.45%
	Cast Votes:	11	91.67%	0 0.00%	11 91.67%
	Over Votes:	0	0.00%	0 0.00%	0 0.00%
	Under Votes:	1	8.33%	0 0.00%	1 8.33%
<b>SKAGIT COUNTY CLERK, Vote For 1</b>					
DEM	Nancy Scott	6	100.00%	0 0.00%	6 100.00%
	Cast Votes:	6	50.00%	0 0.00%	6 50.00%
	Over Votes:	0	0.00%	0 0.00%	0 0.00%
	Under Votes:	6	50.00%	0 0.00%	6 50.00%



200611290246  
Skagit County Auditor



Precinct Report — Official

PRIMARY ELECTION — SKAGIT COUNTY WASHINGTON 2006 GENERAL ELECTION — November 07, 2006

Page 320 of 568

11/29/2006 12:46 PM

Total Number of Voters : 41,641 of 59,998 = 69.40%

Precincts Reporting 118 of 118 = 100.00%

Party	Candidate	Early	Election	Total
<b>Precinct 205 (Ballots Cast: 12)</b>				
<b>SKAGIT COUNTY COMMISSIONER DISTRICT 3, Vote For 1</b>				
DEM	Sharon D. Dillon	5 50.00%	0 0.00%	5 50.00%
REP	Ted W. Anderson	5 50.00%	0 0.00%	5 50.00%
	Cast Votes:	10 83.33%	0 0.00%	10 83.33%
	Over Votes:	0 0.00%	0 0.00%	0 0.00%
	Under Votes:	2 16.67%	0 0.00%	2 16.67%
<b>SKAGIT COUNTY CORONER, Vote For 1</b>				
DEM	Daniel Dempsey	7 100.00%	0 0.00%	7 100.00%
	Cast Votes:	7 58.33%	0 0.00%	7 58.33%
	Over Votes:	0 0.00%	0 0.00%	0 0.00%
	Under Votes:	5 41.67%	0 0.00%	5 41.67%
<b>SKAGIT COUNTY PROSECUTING ATTORNEY, Vote For 1</b>				
DEM	Rich Weyrich	4 33.33%	0 0.00%	4 33.33%
REP	Tom Seguire	8 66.67%	0 0.00%	8 66.67%
	Cast Votes:	12 100.00%	0 0.00%	12 100.00%
	Over Votes:	0 0.00%	0 0.00%	0 0.00%
	Under Votes:	0 0.00%	0 0.00%	0 0.00%
<b>SKAGIT COUNTY SHERIFF, Vote For 1</b>				
DEM	Rick Grimstead	6 60.00%	0 0.00%	6 60.00%
REP	Dave Corrion	4 40.00%	0 0.00%	4 40.00%
	Cast Votes:	10 83.33%	0 0.00%	10 83.33%
	Over Votes:	0 0.00%	0 0.00%	0 0.00%
	Under Votes:	2 16.67%	0 0.00%	2 16.67%
<b>SKAGIT COUNTY TREASURER, Vote For 1</b>				
REP	Katie Jungquist	9 100.00%	0 0.00%	9 100.00%
	Cast Votes:	9 75.00%	0 0.00%	9 75.00%
	Over Votes:	0 0.00%	0 0.00%	0 0.00%
	Under Votes:	3 25.00%	0 0.00%	3 25.00%
<b>STATE SUPREME COURT JUSTICE POSITION #2, Vote For 1</b>				
	Susan Owens	5 55.56%	0 0.00%	5 55.56%
	Stephen Johnson	4 44.44%	0 0.00%	4 44.44%
	Cast Votes:	9 75.00%	0 0.00%	9 75.00%
	Over Votes:	0 0.00%	0 0.00%	0 0.00%
	Under Votes:	3 25.00%	0 0.00%	3 25.00%



200611290246

Skagit County Auditor

Precinct Report — Official

PRIMARY ELECTION — SKAGIT COUNTY WASHINGTON 2006 GENERAL ELECTION — November 07, 2006

Total Number of Voters : 41,641 of 59,998 = 69.40%

Precincts Reporting 118 of 118 = 100.00%

Party	Candidate	Early	Election	Total
<b>Precinct 205 (Ballots Cast: 12)</b>				
<b>STATE SUPREME COURT JUSTICE POSITION #8, Vote For 1</b>				
	Gerry L. Alexander	6 100.00%	0 0.00%	6 100.00%
	Cast Votes:	6 50.00%	0 0.00%	6 50.00%
	Over Votes:	0 0.00%	0 0.00%	0 0.00%
	Under Votes:	6 50.00%	0 0.00%	6 50.00%
<b>STATE SUPREME COURT JUSTICE POSITION #9, Vote For 1</b>				
	Tom Chambers	6 100.00%	0 0.00%	6 100.00%
	Cast Votes:	6 50.00%	0 0.00%	6 50.00%
	Over Votes:	0 0.00%	0 0.00%	0 0.00%
	Under Votes:	6 50.00%	0 0.00%	6 50.00%
<b>COURT OF APPEALS DIVISION I DISTRICT #3 POSITION #1, Vote For 1</b>				
	Mary Kay Becker	6 100.00%	0 0.00%	6 100.00%
	Cast Votes:	6 50.00%	0 0.00%	6 50.00%
	Over Votes:	0 0.00%	0 0.00%	0 0.00%
	Under Votes:	6 50.00%	0 0.00%	6 50.00%
<b>DISTRICT COURT JUDGE POSITION 1, Vote For 1</b>				
	Warren M. Gilbert	3 33.33%	0 0.00%	3 33.33%
	Colleen Kenimond	6 66.67%	0 0.00%	6 66.67%
	Cast Votes:	9 75.00%	0 0.00%	9 75.00%
	Over Votes:	0 0.00%	0 0.00%	0 0.00%
	Under Votes:	3 25.00%	0 0.00%	3 25.00%
<b>DISTRICT COURT JUDGE POSITION 2, Vote For 1</b>				
	David A. Svaren	6 100.00%	0 0.00%	6 100.00%
	Cast Votes:	6 50.00%	0 0.00%	6 50.00%
	Over Votes:	0 0.00%	0 0.00%	0 0.00%
	Under Votes:	6 50.00%	0 0.00%	6 50.00%
<b>PUBLIC UTILITY DISTRICT COMMISSIONER NO. 2, Vote For 1</b>				
	Robbie Robertson	7 87.50%	0 0.00%	7 87.50%
	Michael C. Newman	1 12.50%	0 0.00%	1 12.50%
	Cast Votes:	8 66.67%	0 0.00%	8 66.67%
	Over Votes:	0 0.00%	0 0.00%	0 0.00%
	Under Votes:	4 33.33%	0 0.00%	4 33.33%



200611290246  
Skagit County Auditor

Precinct Report — Official

PRIMARY ELECTION — SKAGIT COUNTY WASHINGTON 2006 GENERAL ELECTION — November 07, 2006

Total Number of Voters : 41,641 of 59,998 = 69.40%

Precincts Reporting 118 of 118 = 100.00%

Party	Candidate	Early	Election	Total
-------	-----------	-------	----------	-------

Precinct 205 (Ballots Cast: 12)

FIDALGO POOL & FITNESS CENTER DISTRICT MAINTENANCE AND OPERATION LEVY, Vote For 1

Yes	5	41.67%	0	0.00%	5	41.67%
No	7	58.33%	0	0.00%	7	58.33%
Cast Votes:	12	100.00%	0	0.00%	12	100.00%
Over Votes:	0	0.00%	0	0.00%	0	0.00%
Under Votes:	0	0.00%	0	0.00%	0	0.00%

11/29/2006 Page 339 of 584 2:34PM  
 Skagit County Auditor  
 200611290246

Precinct Report — Official

PRIMARY ELECTION — SKAGIT COUNTY WASHINGTON 2006 GENERAL ELECTION — November 07, 2006

Page 323 of 568

11/29/2006 12:46 PM

Total Number of Voters : 41,641 of 59,998 = 69.40%

Precincts Reporting 118 of 118 = 100.00%

Party	Candidate	Early	Election	Total
-------	-----------	-------	----------	-------

Precinct 206 (Ballots Cast: 464)

INITIATIVE MEASURE NO. 920, Vote For 1							
Yes		168	37.92%	0	0.00%	168	37.92%
No		275	62.08%	0	0.00%	275	62.08%
Cast Votes:		443	95.47%	0	0.00%	443	95.47%
Over Votes:		0	0.00%	0	0.00%	0	0.00%
Under Votes:		21	4.53%	0	0.00%	21	4.53%


INITIATIVE MEASURE NO. 933, Vote For 1							
Yes		119	26.33%	0	0.00%	119	26.33%
No		333	73.67%	0	0.00%	333	73.67%
Cast Votes:		452	97.41%	0	0.00%	452	97.41%
Over Votes:		0	0.00%	0	0.00%	0	0.00%
Under Votes:		12	2.59%	0	0.00%	12	2.59%

INITIATIVE MEASURE NO. 937, Vote For 1							
Yes		206	46.50%	0	0.00%	206	46.50%
No		237	53.50%	0	0.00%	237	53.50%
Cast Votes:		443	95.47%	0	0.00%	443	95.47%
Over Votes:		0	0.00%	0	0.00%	0	0.00%
Under Votes:		21	4.53%	0	0.00%	21	4.53%

HOUSE JOINT RESOLUTION 4223, Vote For 1							
Approved		372	85.71%	0	0.00%	372	85.71%
Rejected		62	14.29%	0	0.00%	62	14.29%
Cast Votes:		434	93.53%	0	0.00%	434	93.53%
Over Votes:		0	0.00%	0	0.00%	0	0.00%
Under Votes:		30	6.47%	0	0.00%	30	6.47%

PROPOSITION NO. 1 Emergency Medical Services Levy (Skagit County Medic 1), Vote For 1							
Yes		345	78.59%	0	0.00%	345	78.59%
No		94	21.41%	0	0.00%	94	21.41%
Cast Votes:		439	94.61%	0	0.00%	439	94.61%
Over Votes:		0	0.00%	0	0.00%	0	0.00%
Under Votes:		25	5.39%	0	0.00%	25	5.39%

UNITED STATES SENATOR, Vote For 1							
DEM	Maria Cantwell	236	51.19%	0	0.00%	236	51.19%
REP	Mike McGavick	216	46.85%	0	0.00%	216	46.85%
LIB	Bruce Guthrie	4	0.87%	0	0.00%	4	0.87%
IND	Robin Adair	3	0.65%	0	0.00%	3	0.65%
GRE	Aaron Dixon	2	0.43%	0	0.00%	2	0.43%
Cast Votes:		461	99.35%	0	0.00%	461	99.35%
Over Votes:		0	0.00%	0	0.00%	0	0.00%
Under Votes:		3	0.65%	0	0.00%	3	0.65%


  
 200611290246
   
 Skagit County Auditor
   
 11/29/2006 Page 340 of 584 2:34PM

Precinct Report — Official

PRIMARY ELECTION — SKAGIT COUNTY WASHINGTON 2006 GENERAL ELECTION — November 07, 2006

Page 324 of 568

11/29/2006 12:46 PM

Total Number of Voters : 41,641 of 59,998 = 69.40%

Precincts Reporting 118 of 118 = 100.00%

Party	Candidate	Early	Election	Total		
<b>Precinct 206 (Ballots Cast: 464)</b>						
<b>UNITED STATES REPRESENTATIVE DISTRICT #2, Vote For 1</b>						
DEM	Rick Larsen	268	58.77%	0 0.00%	268	58.77%
REP	Doug Roulstone	188	41.23%	0 0.00%	188	41.23%
	Cast Votes:	456	98.28%	0 0.00%	456	98.28%
	Over Votes:	0	0.00%	0 0.00%	0	0.00%
	Under Votes:	8	1.72%	0 0.00%	8	1.72%
<b>STATE REPRESENTATIVE DISTRICT #40 POSITION #1, Vote For 1</b>						
DEM	Dave Quall	304	70.05%	0 0.00%	304	70.05%
REP	Yoshe Revelle	130	29.95%	0 0.00%	130	29.95%
	Cast Votes:	434	93.53%	0 0.00%	434	93.53%
	Over Votes:	0	0.00%	0 0.00%	0	0.00%
	Under Votes:	30	6.47%	0 0.00%	30	6.47%
<b>STATE REPRESENTATIVE DISTRICT #40 POSITION #2, Vote For 1</b>						
DEM	Jeff Morris	314	100.00%	0 0.00%	314	100.00%
	Cast Votes:	314	67.67%	0 0.00%	314	67.67%
	Over Votes:	0	0.00%	0 0.00%	0	0.00%
	Under Votes:	150	32.33%	0 0.00%	150	32.33%
<b>SKAGIT COUNTY ASSESSOR, Vote For 1</b>						
REP	Mark Leander	327	100.00%	0 0.00%	327	100.00%
	Cast Votes:	327	70.47%	0 0.00%	327	70.47%
	Over Votes:	0	0.00%	0 0.00%	0	0.00%
	Under Votes:	137	29.53%	0 0.00%	137	29.53%
<b>SKAGIT COUNTY AUDITOR, Vote For 1</b>						
DEM	Jeanne Youngquist	236	53.15%	0 0.00%	236	53.15%
REP	Norma Hickok-Brummett	208	46.85%	0 0.00%	208	46.85%
	Cast Votes:	444	95.69%	0 0.00%	444	95.69%
	Over Votes:	0	0.00%	0 0.00%	0	0.00%
	Under Votes:	20	4.31%	0 0.00%	20	4.31%
<b>SKAGIT COUNTY CLERK, Vote For 1</b>						
DEM	Nancy Scott	308	100.00%	0 0.00%	308	100.00%
	Cast Votes:	308	66.38%	0 0.00%	308	66.38%
	Over Votes:	0	0.00%	0 0.00%	0	0.00%
	Under Votes:	156	33.62%	0 0.00%	156	33.62%



200611290246  
Skagit County Auditor

Precinct Report — Official

PRIMARY ELECTION — SKAGIT COUNTY WASHINGTON 2006 GENERAL ELECTION — November 07, 2006


Page 325 of 568

11/29/2006 12:46 PM

Total Number of Voters : 41,641 of 59,998 = 69.40%

Precincts Reporting 118 of 118 = 100.00%

Party	Candidate	Early	Election	Total	
<b>Precinct 206 (Ballots Cast: 464)</b>					
<b>SKAGIT COUNTY COMMISSIONER DISTRICT 3, Vote For 1</b>					
DEM	Sharon D. Dillon	261	58.00%	0 0.00%	261 58.00%
REP	Ted W. Anderson	189	42.00%	0 0.00%	189 42.00%
	Cast Votes:	450	96.98%	0 0.00%	450 96.98%
	Over Votes:	0	0.00%	0 0.00%	0 0.00%
	Under Votes:	14	3.02%	0 0.00%	14 3.02%
<b>SKAGIT COUNTY CORONER, Vote For 1</b>					
DEM	Daniel Dempsey	311	100.00%	0 0.00%	311 100.00%
	Cast Votes:	311	67.03%	0 0.00%	311 67.03%
	Over Votes:	0	0.00%	0 0.00%	0 0.00%
	Under Votes:	153	32.97%	0 0.00%	153 32.97%
<b>SKAGIT COUNTY PROSECUTING ATTORNEY, Vote For 1</b>					
DEM	Rich Weyrich	245	55.43%	0 0.00%	245 55.43%
REP	Tom Seguire	197	44.57%	0 0.00%	197 44.57%
	Cast Votes:	442	95.26%	0 0.00%	442 95.26%
	Over Votes:	0	0.00%	0 0.00%	0 0.00%
	Under Votes:	22	4.74%	0 0.00%	22 4.74%
<b>SKAGIT COUNTY SHERIFF, Vote For 1</b>					
DEM	Rick Grimstead	233	53.08%	0 0.00%	233 53.08%
REP	Dave Corrian	206	46.92%	0 0.00%	206 46.92%
	Cast Votes:	439	94.61%	0 0.00%	439 94.61%
	Over Votes:	0	0.00%	0 0.00%	0 0.00%
	Under Votes:	25	5.39%	0 0.00%	25 5.39%
<b>SKAGIT COUNTY TREASURER, Vote For 1</b>					
REP	Katie Jungquist	333	100.00%	0 0.00%	333 100.00%
	Cast Votes:	333	71.77%	0 0.00%	333 71.77%
	Over Votes:	0	0.00%	0 0.00%	0 0.00%
	Under Votes:	131	28.23%	0 0.00%	131 28.23%
<b>STATE SUPREME COURT JUSTICE POSITION #2, Vote For 1</b>					
	Susan Owens	207	53.35%	0 0.00%	207 53.35%
	Stephen Johnson	181	46.65%	0 0.00%	181 46.65%
	Cast Votes:	388	83.62%	0 0.00%	388 83.62%
	Over Votes:	0	0.00%	0 0.00%	0 0.00%
	Under Votes:	76	16.38%	0 0.00%	76 16.38%



200611290246  
Skagit County Auditor

11/29/2006 Page 342 of 584 2:34PM

**Precinct Report — Official**

**PRIMARY ELECTION — SKAGIT COUNTY WASHINGTON 2006 GENERAL ELECTION — November 07, 2006**

Page 326 of 568

11/29/2006 12:46 PM

Total Number of Voters : 41,641 of 59,998 = 69.40%

Precincts Reporting 118 of 118 = 100.00%

Party	Candidate	Early	Election	Total
<b>Precinct 206 (Ballots Cast: 464)</b>				
<b>STATE SUPREME COURT JUSTICE POSITION #8, Vote For 1</b>				
	Gerry L. Alexander	282 100.00%	0 0.00%	282 100.00%
	Cast Votes:	282 60.78%	0 0.00%	282 60.78%
	Over Votes:	0 0.00%	0 0.00%	0 0.00%
	Under Votes:	182 39.22%	0 0.00%	182 39.22%
<b>STATE SUPREME COURT JUSTICE POSITION #9, Vote For 1</b>				
	Tom Chambers	273 100.00%	0 0.00%	273 100.00%
	Cast Votes:	273 58.84%	0 0.00%	273 58.84%
	Over Votes:	0 0.00%	0 0.00%	0 0.00%
	Under Votes:	191 41.16%	0 0.00%	191 41.16%
<b>COURT OF APPEALS DIVISION I DISTRICT #3 POSITION #1, Vote For 1</b>				
	Mary Kay Becker	278 100.00%	0 0.00%	278 100.00%
	Cast Votes:	278 59.91%	0 0.00%	278 59.91%
	Over Votes:	0 0.00%	0 0.00%	0 0.00%
	Under Votes:	186 40.09%	0 0.00%	186 40.09%
<b>DISTRICT COURT JUDGE POSITION 1, Vote For 1</b>				
	Warren M. Gilbert	215 59.23%	0 0.00%	215 59.23%
	Colleen Kenimond	148 40.77%	0 0.00%	148 40.77%
	Cast Votes:	363 78.23%	0 0.00%	363 78.23%
	Over Votes:	0 0.00%	0 0.00%	0 0.00%
	Under Votes:	101 21.77%	0 0.00%	101 21.77%
<b>DISTRICT COURT JUDGE POSITION 2, Vote For 1</b>				
	David A. Svaren	259 100.00%	0 0.00%	259 100.00%
	Cast Votes:	259 55.82%	0 0.00%	259 55.82%
	Over Votes:	0 0.00%	0 0.00%	0 0.00%
	Under Votes:	205 44.18%	0 0.00%	205 44.18%
<b>PUBLIC UTILITY DISTRICT COMMISSIONER NO. 2, Vote For 1</b>				
	Robbie Robertson	163 54.88%	0 0.00%	163 54.88%
	Michael C. Newman	134 45.12%	0 0.00%	134 45.12%
	Cast Votes:	297 64.01%	0 0.00%	297 64.01%
	Over Votes:	0 0.00%	0 0.00%	0 0.00%
	Under Votes:	167 35.99%	0 0.00%	167 35.99%



200611290246  
Skagit County Auditor

**Precinct Report — Official**

**PRIMARY ELECTION — SKAGIT COUNTY WASHINGTON 2006 GENERAL ELECTION — November 07, 2006**

Page 327 of 568

11/29/2006 12:46 PM

Total Number of Voters : 41,641 of 59,998 = 69.40%

Precincts Reporting 118 of 118 = 100.00%

Party	Candidate	Early	Election	Total
<b>Precinct 206 (Ballots Cast: 464)</b>				
<b>FIDALGO POOL &amp; FITNESS CENTER DISTRICT MAINTENANCE AND OPERATION LEVY, Vote For 1</b>				
Yes		312 70.91%	0 0.00%	312 70.91%
No		128 29.09%	0 0.00%	128 29.09%
	Cast Votes:	440 94.83%	0 0.00%	440 94.83%
	Over Votes:	0 0.00%	0 0.00%	0 0.00%
	Under Votes:	24 5.17%	0 0.00%	24 5.17%



200611290246  
 Skagit County Auditor  
 11/29/2006 Page 344 of 584 2:34PM



Precinct Report — Official

PRIMARY ELECTION — SKAGIT COUNTY WASHINGTON 2006 GENERAL ELECTION — November 07, 2006

Total Number of Voters : 41,641 of 59,998 = 69.40%

Precincts Reporting 118 of 118 = 100.00%

Party	Candidate	Early	Election	Total	
<b>Precinct 207 (Ballots Cast: 809)</b>					
<b>INITIATIVE MEASURE NO. 920, Vote For 1</b>					
	Yes	255	33.42%	0 0.00%	255 33.42%
	No	508	66.58%	0 0.00%	508 66.58%
	<b>Cast Votes:</b>	<b>763</b>	<b>94.31%</b>	<b>0 0.00%</b>	<b>763 94.31%</b>
	<b>Over Votes:</b>	<b>1</b>	<b>0.12%</b>	<b>0 0.00%</b>	<b>1 0.12%</b>
	<b>Under Votes:</b>	<b>45</b>	<b>5.56%</b>	<b>0 0.00%</b>	<b>45 5.56%</b>
<b>INITIATIVE MEASURE NO. 933, Vote For 1</b>					
	Yes	171	22.09%	0 0.00%	171 22.09%
	No	603	77.91%	0 0.00%	603 77.91%
	<b>Cast Votes:</b>	<b>774</b>	<b>95.67%</b>	<b>0 0.00%</b>	<b>774 95.67%</b>
	<b>Over Votes:</b>	<b>0</b>	<b>0.00%</b>	<b>0 0.00%</b>	<b>0 0.00%</b>
	<b>Under Votes:</b>	<b>35</b>	<b>4.33%</b>	<b>0 0.00%</b>	<b>35 4.33%</b>
<b>INITIATIVE MEASURE NO. 937, Vote For 1</b>					
	Yes	384	51.00%	0 0.00%	384 51.00%
	No	369	49.00%	0 0.00%	369 49.00%
	<b>Cast Votes:</b>	<b>753</b>	<b>93.08%</b>	<b>0 0.00%</b>	<b>753 93.08%</b>
	<b>Over Votes:</b>	<b>0</b>	<b>0.00%</b>	<b>0 0.00%</b>	<b>0 0.00%</b>
	<b>Under Votes:</b>	<b>56</b>	<b>6.92%</b>	<b>0 0.00%</b>	<b>56 6.92%</b>
<b>HOUSE JOINT RESOLUTION 4223, Vote For 1</b>					
	Approved	610	82.32%	0 0.00%	610 82.32%
	Rejected	131	17.68%	0 0.00%	131 17.68%
	<b>Cast Votes:</b>	<b>741</b>	<b>91.59%</b>	<b>0 0.00%</b>	<b>741 91.59%</b>
	<b>Over Votes:</b>	<b>0</b>	<b>0.00%</b>	<b>0 0.00%</b>	<b>0 0.00%</b>
	<b>Under Votes:</b>	<b>68</b>	<b>8.41%</b>	<b>0 0.00%</b>	<b>68 8.41%</b>
<b>PROPOSITION NO. 1 Emergency Medical Services Levy (Skagit County Medic 1), Vote For 1</b>					
	Yes	564	74.50%	0 0.00%	564 74.50%
	No	193	25.50%	0 0.00%	193 25.50%
	<b>Cast Votes:</b>	<b>757</b>	<b>93.57%</b>	<b>0 0.00%</b>	<b>757 93.57%</b>
	<b>Over Votes:</b>	<b>0</b>	<b>0.00%</b>	<b>0 0.00%</b>	<b>0 0.00%</b>
	<b>Under Votes:</b>	<b>52</b>	<b>6.43%</b>	<b>0 0.00%</b>	<b>52 6.43%</b>
<b>UNITED STATES SENATOR, Vote For 1</b>					
DEM	Maria Cantwell	481	59.90%	0 0.00%	481 59.90%
REP	Mike McGavick	301	37.48%	0 0.00%	301 37.48%
LIB	Bruce Guthrie	11	1.37%	0 0.00%	11 1.37%
IND	Robin Adair	6	0.75%	0 0.00%	6 0.75%
GRE	Aaron Dixon	4	0.50%	0 0.00%	4 0.50%
	<b>Cast Votes:</b>	<b>803</b>	<b>99.26%</b>	<b>0 0.00%</b>	<b>803 99.26%</b>
	<b>Over Votes:</b>	<b>0</b>	<b>0.00%</b>	<b>0 0.00%</b>	<b>0 0.00%</b>
	<b>Under Votes:</b>	<b>6</b>	<b>0.74%</b>	<b>0 0.00%</b>	<b>6 0.74%</b>

Precinct Report — Official

PRIMARY ELECTION — SKAGIT COUNTY WASHINGTON 2006 GENERAL ELECTION — November 07, 2006

Page 329 of 568

11/29/2006 12:46 PM

Total Number of Voters : 41,641 of 59,998 = 69.40%

Precincts Reporting 118 of 118 = 100.00%

Party	Candidate	Early	Election	Total
<b>Precinct 207 (Ballots Cast: 809)</b>				
<b>UNITED STATES REPRESENTATIVE DISTRICT #2, Vote For 1</b>				
DEM	Rick Larsen	525 65.95%	0 0.00%	525 65.95%
REP	Doug Roulstone	271 34.05%	0 0.00%	271 34.05%
	Cast Votes:	796 98.39%	0 0.00%	796 98.39%
	Over Votes:	0 0.00%	0 0.00%	0 0.00%
	Under Votes:	13 1.61%	0 0.00%	13 1.61%
<b>STATE REPRESENTATIVE DISTRICT #40 POSITION #1, Vote For 1</b>				
DEM	Dave Quall	575 74.97%	0 0.00%	575 74.97%
REP	Yoshe Revelle	192 25.03%	0 0.00%	192 25.03%
	Cast Votes:	767 94.81%	0 0.00%	767 94.81%
	Over Votes:	0 0.00%	0 0.00%	0 0.00%
	Under Votes:	42 5.19%	0 0.00%	42 5.19%
<b>STATE REPRESENTATIVE DISTRICT #40 POSITION #2, Vote For 1</b>				
DEM	Jeff Morris	612 100.00%	0 0.00%	612 100.00%
	Cast Votes:	612 75.65%	0 0.00%	612 75.65%
	Over Votes:	0 0.00%	0 0.00%	0 0.00%
	Under Votes:	197 24.35%	0 0.00%	197 24.35%
<b>SKAGIT COUNTY ASSESSOR, Vote For 1</b>				
REP	Mark Leander	530 100.00%	0 0.00%	530 100.00%
	Cast Votes:	530 65.51%	0 0.00%	530 65.51%
	Over Votes:	0 0.00%	0 0.00%	0 0.00%
	Under Votes:	279 34.49%	0 0.00%	279 34.49%
<b>SKAGIT COUNTY AUDITOR, Vote For 1</b>				
DEM	Jeanne Youngquist	445 58.71%	0 0.00%	445 58.71%
REP	Norma Hickok-Brummett	313 41.29%	0 0.00%	313 41.29%
	Cast Votes:	758 93.70%	0 0.00%	758 93.70%
	Over Votes:	0 0.00%	0 0.00%	0 0.00%
	Under Votes:	51 6.30%	0 0.00%	51 6.30%
<b>SKAGIT COUNTY CLERK, Vote For 1</b>				
DEM	Nancy Scott	583 100.00%	0 0.00%	583 100.00%
	Cast Votes:	583 72.06%	0 0.00%	583 72.06%
	Over Votes:	0 0.00%	0 0.00%	0 0.00%
	Under Votes:	226 27.94%	0 0.00%	226 27.94%



200611290246  
Skagit County Auditor

11/29/2006 Page 345 of 584 2:34PM

**Precinct Report — Official**

**PRIMARY ELECTION — SKAGIT COUNTY WASHINGTON 2006 GENERAL ELECTION — November 07, 2006**

Page 330 of 568

11/29/2006 12:46 PM

Total Number of Voters : 41,641 of 59,998 = 69.40%

Precincts Reporting 118 of 118 = 100.00%

Party	Candidate	Early	Election	Total	
<b>Precinct 207 (Ballots Cast: 809)</b>					
<b>SKAGIT COUNTY COMMISSIONER DISTRICT 3, Vote For 1</b>					
DEM	Sharon D. Dillon	497	64.29%	0 0.00%	497 64.29%
REP	Ted W. Anderson	276	35.71%	0 0.00%	276 35.71%
	Cast Votes:	773	95.55%	0 0.00%	773 95.55%
	Over Votes:	0	0.00%	0 0.00%	0 0.00%
	Under Votes:	36	4.45%	0 0.00%	36 4.45%
<b>SKAGIT COUNTY CORONER, Vote For 1</b>					
DEM	Daniel Dempsey	588	100.00%	0 0.00%	588 100.00%
	Cast Votes:	588	72.68%	0 0.00%	588 72.68%
	Over Votes:	0	0.00%	0 0.00%	0 0.00%
	Under Votes:	221	27.32%	0 0.00%	221 27.32%
<b>SKAGIT COUNTY PROSECUTING ATTORNEY, Vote For 1</b>					
DEM	Rich Weyrich	446	59.07%	0 0.00%	446 59.07%
REP	Tom Seguire	309	40.93%	0 0.00%	309 40.93%
	Cast Votes:	755	93.33%	0 0.00%	755 93.33%
	Over Votes:	0	0.00%	0 0.00%	0 0.00%
	Under Votes:	54	6.67%	0 0.00%	54 6.67%
<b>SKAGIT COUNTY SHERIFF, Vote For 1</b>					
DEM	Rick Grimstead	432	57.14%	0 0.00%	432 57.14%
REP	Dave Corrion	324	42.86%	0 0.00%	324 42.86%
	Cast Votes:	756	93.45%	0 0.00%	756 93.45%
	Over Votes:	0	0.00%	0 0.00%	0 0.00%
	Under Votes:	53	6.55%	0 0.00%	53 6.55%
<b>SKAGIT COUNTY TREASURER, Vote For 1</b>					
REP	Katie Jungquist	551	100.00%	0 0.00%	551 100.00%
	Cast Votes:	551	68.11%	0 0.00%	551 68.11%
	Over Votes:	0	0.00%	0 0.00%	0 0.00%
	Under Votes:	258	31.89%	0 0.00%	258 31.89%
<b>STATE SUPREME COURT JUSTICE POSITION #2, Vote For 1</b>					
	Susan Owens	444	64.53%	0 0.00%	444 64.53%
	Stephen Johnson	244	35.47%	0 0.00%	244 35.47%
	Cast Votes:	688	85.04%	0 0.00%	688 85.04%
	Over Votes:	0	0.00%	0 0.00%	0 0.00%
	Under Votes:	121	14.96%	0 0.00%	121 14.96%



200611290246

Skagit County Auditor

**Precinct Report — Official**

**PRIMARY ELECTION — SKAGIT COUNTY WASHINGTON 2006 GENERAL ELECTION — November 07, 2006**


Total Number of Voters : 41,641 of 59,998 = 69.40%

Precincts Reporting 118 of 118 = 100.00%

Party	Candidate	Early	Election	Total
-------	-----------	-------	----------	-------

**Precinct 207 (Ballots Cast: 809)**

<b>STATE SUPREME COURT JUSTICE POSITION #8, Vote For 1</b>							
	Gerry L. Alexander	532	100.00%	0	0.00%	532	100.00%
	Cast Votes:	532	65.76%	0	0.00%	532	65.76%
	Over Votes:	0	0.00%	0	0.00%	0	0.00%
	Under Votes:	277	34.24%	0	0.00%	277	34.24%
<b>STATE SUPREME COURT JUSTICE POSITION #9, Vote For 1</b>							
	Tom Chambers	524	100.00%	0	0.00%	524	100.00%
	Cast Votes:	524	64.77%	0	0.00%	524	64.77%
	Over Votes:	0	0.00%	0	0.00%	0	0.00%
	Under Votes:	285	35.23%	0	0.00%	285	35.23%
<b>COURT OF APPEALS DIVISION I DISTRICT #3 POSITION #1, Vote For 1</b>							
	Mary Kay Becker	538	100.00%	0	0.00%	538	100.00%
	Cast Votes:	538	66.50%	0	0.00%	538	66.50%
	Over Votes:	0	0.00%	0	0.00%	0	0.00%
	Under Votes:	271	33.50%	0	0.00%	271	33.50%
<b>DISTRICT COURT JUDGE POSITION 1, Vote For 1</b>							
	Warren M. Gilbert	304	47.57%	0	0.00%	304	47.57%
	Colleen Kenimond	335	52.43%	0	0.00%	335	52.43%
	Cast Votes:	639	78.99%	0	0.00%	639	78.99%
	Over Votes:	0	0.00%	0	0.00%	0	0.00%
	Under Votes:	170	21.01%	0	0.00%	170	21.01%
<b>DISTRICT COURT JUDGE POSITION 2, Vote For 1</b>							
	David A. Svaren	482	100.00%	0	0.00%	482	100.00%
	Cast Votes:	482	59.58%	0	0.00%	482	59.58%
	Over Votes:	0	0.00%	0	0.00%	0	0.00%
	Under Votes:	327	40.42%	0	0.00%	327	40.42%
<b>PUBLIC UTILITY DISTRICT COMMISSIONER NO. 2, Vote For 1</b>							
	Robbie Robertson	285	56.89%	0	0.00%	285	56.89%
	Michael C. Newman	216	43.11%	0	0.00%	216	43.11%
	Cast Votes:	501	61.93%	0	0.00%	501	61.93%
	Over Votes:	0	0.00%	0	0.00%	0	0.00%
	Under Votes:	308	38.07%	0	0.00%	308	38.07%

  
 200611290246  
 Skagit County Auditor  
 11/29/2006 Page 347 of 584 2:34PM

**Precinct Report — Official**

**PRIMARY ELECTION — SKAGIT COUNTY WASHINGTON 2006 GENERAL ELECTION — November 07, 2006**

Page 332 of 568

11/29/2006 12:46 PM

Total Number of Voters : 41,641 of 59,998 = 69.40%

Precincts Reporting 118 of 118 = 100.00%

Party	Candidate	Early	Election	Total
<b>Precinct 207 (Ballots Cast: 809)</b>				
<b>FIDALGO POOL &amp; FITNESS CENTER DISTRICT MAINTENANCE AND OPERATION LEVY, Vote For 1</b>				
Yes		551	70.55%	0 0.00% 551 70.55%
No		230	29.45%	0 0.00% 230 29.45%
	<b>Cast Votes:</b>	781	96.54%	0 0.00% 781 96.54%
	<b>Over Votes:</b>	0	0.00%	0 0.00% 0 0.00%
	<b>Under Votes:</b>	28	3.46%	0 0.00% 28 3.46%

11/29/2006 Page 348 of 584 2:34PM

200611290246  
Skagit County Auditor



Precinct Report — Official

PRIMARY ELECTION — SKAGIT COUNTY WASHINGTON 2006 GENERAL ELECTION — November 07, 2006

Page 333 of 568

11/29/2006 12:46 PM

Total Number of Voters : 41,641 of 59,998 = 69.40%

Precincts Reporting 118 of 118 = 100.00%

Party	Candidate	Early	Election	Total
-------	-----------	-------	----------	-------

Precinct 209 (Ballots Cast: 455)

INITIATIVE MEASURE NO. 920, Vote For 1							
Yes		189	43.25%	0	0.00%	189	43.25%
No		248	56.75%	0	0.00%	248	56.75%
Cast Votes:		437	96.04%	0	0.00%	437	96.04%
Over Votes:		0	0.00%	0	0.00%	0	0.00%
Under Votes:		18	3.96%	0	0.00%	18	3.96%


INITIATIVE MEASURE NO. 933, Vote For 1							
Yes		112	25.57%	0	0.00%	112	25.57%
No		326	74.43%	0	0.00%	326	74.43%
Cast Votes:		438	96.26%	0	0.00%	438	96.26%
Over Votes:		0	0.00%	0	0.00%	0	0.00%
Under Votes:		17	3.74%	0	0.00%	17	3.74%

INITIATIVE MEASURE NO. 937, Vote For 1							
Yes		179	41.72%	0	0.00%	179	41.72%
No		250	58.28%	0	0.00%	250	58.28%
Cast Votes:		429	94.29%	0	0.00%	429	94.29%
Over Votes:		1	0.22%	0	0.00%	1	0.22%
Under Votes:		25	5.49%	0	0.00%	25	5.49%

HOUSE JOINT RESOLUTION 4223, Vote For 1							
Approved		357	84.80%	0	0.00%	357	84.80%
Rejected		64	15.20%	0	0.00%	64	15.20%
Cast Votes:		421	92.53%	0	0.00%	421	92.53%
Over Votes:		0	0.00%	0	0.00%	0	0.00%
Under Votes:		34	7.47%	0	0.00%	34	7.47%

PROPOSITION NO. 1 Emergency Medical Services Levy (Skagit County Medic 1), Vote For 1							
Yes		289	69.47%	0	0.00%	289	69.47%
No		127	30.53%	0	0.00%	127	30.53%
Cast Votes:		416	91.43%	0	0.00%	416	91.43%
Over Votes:		0	0.00%	0	0.00%	0	0.00%
Under Votes:		39	8.57%	0	0.00%	39	8.57%

UNITED STATES SENATOR, Vote For 1							
DEM	Maria Cantwell	207	45.70%	0	0.00%	207	45.70%
REP	Mike McGavick	232	51.21%	0	0.00%	232	51.21%
LIB	Bruce Guthrie	6	1.32%	0	0.00%	6	1.32%
IND	Robin Adair	4	0.88%	0	0.00%	4	0.88%
GRE	Aaron Dixon	4	0.88%	0	0.00%	4	0.88%
Cast Votes:		453	99.56%	0	0.00%	453	99.56%
Over Votes:		0	0.00%	0	0.00%	0	0.00%
Under Votes:		2	0.44%	0	0.00%	2	0.44%


 200611290246  
 Skagit County Auditor  
 11/29/2006 Page 349 of 584 2:34PM

Precinct Report — Official

PRIMARY ELECTION — SKAGIT COUNTY WASHINGTON 2006 GENERAL ELECTION — November 07, 2006


Total Number of Voters : 41,641 of 59,998 = 69.40%

Precincts Reporting 118 of 118 = 100.00%

Party	Candidate	Early	Election	Total
<b>Precinct 209 (Ballots Cast: 455)</b>				
<b>UNITED STATES REPRESENTATIVE DISTRICT #2, Vote For 1</b>				
DEM	Rick Larsen	260 58.30%	0 0.00%	260 58.30%
REP	Doug Roulstone	186 41.70%	0 0.00%	186 41.70%
	Cast Votes:	446 98.02%	0 0.00%	446 98.02%
	Over Votes:	0 0.00%	0 0.00%	0 0.00%
	Under Votes:	9 1.98%	0 0.00%	9 1.98%
<b>STATE REPRESENTATIVE DISTRICT #40 POSITION #1, Vote For 1</b>				
DEM	Dave Quall	293 71.64%	0 0.00%	293 71.64%
REP	Yoshe Revelle	116 28.36%	0 0.00%	116 28.36%
	Cast Votes:	409 89.89%	0 0.00%	409 89.89%
	Over Votes:	0 0.00%	0 0.00%	0 0.00%
	Under Votes:	46 10.11%	0 0.00%	46 10.11%
<b>STATE REPRESENTATIVE DISTRICT #40 POSITION #2, Vote For 1</b>				
DEM	Jeff Morris	318 100.00%	0 0.00%	318 100.00%
	Cast Votes:	318 69.89%	0 0.00%	318 69.89%
	Over Votes:	0 0.00%	0 0.00%	0 0.00%
	Under Votes:	137 30.11%	0 0.00%	137 30.11%
<b>SKAGIT COUNTY ASSESSOR, Vote For 1</b>				
REP	Mark Leander	321 100.00%	0 0.00%	321 100.00%
	Cast Votes:	321 70.55%	0 0.00%	321 70.55%
	Over Votes:	0 0.00%	0 0.00%	0 0.00%
	Under Votes:	134 29.45%	0 0.00%	134 29.45%
<b>SKAGIT COUNTY AUDITOR, Vote For 1</b>				
DEM	Jeanne Youngquist	203 48.56%	0 0.00%	203 48.56%
REP	Norma Hickok-Brummett	215 51.44%	0 0.00%	215 51.44%
	Cast Votes:	418 91.87%	0 0.00%	418 91.87%
	Over Votes:	0 0.00%	0 0.00%	0 0.00%
	Under Votes:	37 8.13%	0 0.00%	37 8.13%
<b>SKAGIT COUNTY CLERK, Vote For 1</b>				
DEM	Nancy Scott	296 100.00%	0 0.00%	296 100.00%
	Cast Votes:	296 65.05%	0 0.00%	296 65.05%
	Over Votes:	0 0.00%	0 0.00%	0 0.00%
	Under Votes:	159 34.95%	0 0.00%	159 34.95%

11/29/2006 Page

350 of 584 2:34PM



Precinct Report — Official

PRIMARY ELECTION — SKAGIT COUNTY WASHINGTON 2006 GENERAL ELECTION — November 07, 2006

Page 335 of 568

11/29/2006 12:46 PM

Total Number of Voters : 41,641 of 59,998 = 69.40%

Precincts Reporting 118 of 118 = 100.00%

Party	Candidate	Early		Election		Total	
<b>Precinct 209 (Ballots Cast: 455)</b>							
<b>SKAGIT COUNTY COMMISSIONER DISTRICT 3, Vote For 1</b>							
DEM	Sharon D. Dillon	247	58.39%	0	0.00%	247	58.39%
REP	Ted W. Anderson	176	41.61%	0	0.00%	176	41.61%
	Cast Votes:	423	92.97%	0	0.00%	423	92.97%
	Over Votes:	0	0.00%	0	0.00%	0	0.00%
	Under Votes:	32	7.03%	0	0.00%	32	7.03%
<b>SKAGIT COUNTY CORONER, Vote For 1</b>							
DEM	Daniel Dempsey	298	100.00%	0	0.00%	298	100.00%
	Cast Votes:	298	65.49%	0	0.00%	298	65.49%
	Over Votes:	0	0.00%	0	0.00%	0	0.00%
	Under Votes:	157	34.51%	0	0.00%	157	34.51%
<b>SKAGIT COUNTY PROSECUTING ATTORNEY, Vote For 1</b>							
DEM	Rich Weyrich	203	48.33%	0	0.00%	203	48.33%
REP	Tom Segune	217	51.67%	0	0.00%	217	51.67%
	Cast Votes:	420	92.31%	0	0.00%	420	92.31%
	Over Votes:	0	0.00%	0	0.00%	0	0.00%
	Under Votes:	35	7.69%	0	0.00%	35	7.69%
<b>SKAGIT COUNTY SHERIFF, Vote For 1</b>							
DEM	Rick Grimstead	222	52.98%	0	0.00%	222	52.98%
REP	Dave Corrion	197	47.02%	0	0.00%	197	47.02%
	Cast Votes:	419	92.09%	0	0.00%	419	92.09%
	Over Votes:	0	0.00%	0	0.00%	0	0.00%
	Under Votes:	36	7.91%	0	0.00%	36	7.91%
<b>SKAGIT COUNTY TREASURER, Vote For 1</b>							
REP	Katie Jungquist	343	100.00%	0	0.00%	343	100.00%
	Cast Votes:	343	75.38%	0	0.00%	343	75.38%
	Over Votes:	0	0.00%	0	0.00%	0	0.00%
	Under Votes:	112	24.62%	0	0.00%	112	24.62%
<b>STATE SUPREME COURT JUSTICE POSITION #2, Vote For 1</b>							
	Susan Owens	197	54.12%	0	0.00%	197	54.12%
	Stephen Johnson	167	45.88%	0	0.00%	167	45.88%
	Cast Votes:	364	80.00%	0	0.00%	364	80.00%
	Over Votes:	1	0.22%	0	0.00%	1	0.22%
	Under Votes:	90	19.78%	0	0.00%	90	19.78%


 200611290246  
 Skagit County Auditor  
 11/29/2006 Page 351 of 584 2:34PM



**Precinct Report — Official**

**PRIMARY ELECTION — SKAGIT COUNTY WASHINGTON 2006 GENERAL ELECTION — November 07, 2006**

Page 336 of 568

11/29/2006 12:46 PM

Total Number of Voters : 41,641 of 59,998 = 69.40%

Precincts Reporting 118 of 118 = 100.00%

Party	Candidate	Early		Election		Total	
<b>Precinct 209 (Ballots Cast: 455)</b>							
<b>STATE SUPREME COURT JUSTICE POSITION #8, Vote For 1</b>							
	Gerry L. Alexander	299	100.00%	0	0.00%	299	100.00%
	Cast Votes:	299	65.71%	0	0.00%	299	65.71%
	Over Votes:	0	0.00%	0	0.00%	0	0.00%
	Under Votes:	156	34.29%	0	0.00%	156	34.29%
<b>STATE SUPREME COURT JUSTICE POSITION #9, Vote For 1</b>							
	Tom Chambers	286	100.00%	0	0.00%	286	100.00%
	Cast Votes:	286	62.86%	0	0.00%	286	62.86%
	Over Votes:	0	0.00%	0	0.00%	0	0.00%
	Under Votes:	169	37.14%	0	0.00%	169	37.14%
<b>COURT OF APPEALS DIVISION I DISTRICT #3 POSITION #1, Vote For 1</b>							
	Mary Kay Becker	291	100.00%	0	0.00%	291	100.00%
	Cast Votes:	291	63.96%	0	0.00%	291	63.96%
	Over Votes:	0	0.00%	0	0.00%	0	0.00%
	Under Votes:	164	36.04%	0	0.00%	164	36.04%
<b>DISTRICT COURT JUDGE POSITION 1, Vote For 1</b>							
	Warren M. Gilbert	188	57.14%	0	0.00%	188	57.14%
	Colleen Kenimond	141	42.86%	0	0.00%	141	42.86%
	Cast Votes:	329	72.31%	0	0.00%	329	72.31%
	Over Votes:	0	0.00%	0	0.00%	0	0.00%
	Under Votes:	126	27.69%	0	0.00%	126	27.69%
<b>DISTRICT COURT JUDGE POSITION 2, Vote For 1</b>							
	David A. Svaren	267	100.00%	0	0.00%	267	100.00%
	Cast Votes:	267	58.68%	0	0.00%	267	58.68%
	Over Votes:	0	0.00%	0	0.00%	0	0.00%
	Under Votes:	188	41.32%	0	0.00%	188	41.32%
<b>PUBLIC UTILITY DISTRICT COMMISSIONER NO. 2, Vote For 1</b>							
	Robbie Robertson	137	52.69%	0	0.00%	137	52.69%
	Michael C. Newman	123	47.31%	0	0.00%	123	47.31%
	Cast Votes:	260	57.14%	0	0.00%	260	57.14%
	Over Votes:	0	0.00%	0	0.00%	0	0.00%
	Under Votes:	195	42.86%	0	0.00%	195	42.86%



200611290246

Skagit County Auditor

Precinct Report — Official

PRIMARY ELECTION — SKAGIT COUNTY WASHINGTON 2006 GENERAL ELECTION — November 07, 2006

Page 337 of 568

11/29/2006 12:46 PM

Total Number of Voters : 41,641 of 59,998 = 69.40%

Precincts Reporting 118 of 118 = 100.00%

Party	Candidate	Early	Election	Total
<b>Precinct 209 (Ballots Cast: 455)</b>				
<b>FIDALGO POOL &amp; FITNESS CENTER DISTRICT MAINTENANCE AND OPERATION LEVY, Vote For 1</b>				
Yes		308 69.68%	0 0.00%	308 69.68%
No		134 30.32%	0 0.00%	134 30.32%
	Cast Votes:	442 97.14%	0 0.00%	442 97.14%
	Over Votes:	0 0.00%	0 0.00%	0 0.00%
	Under Votes:	13 2.86%	0 0.00%	13 2.86%



200611290246  
Skagit County Auditor

11/29/2006 Page 353 of 584 2:34PM

Precinct Report — Official

PRIMARY ELECTION — SKAGIT COUNTY WASHINGTON 2006 GENERAL ELECTION — November 07, 2006

Total Number of Voters : 41,641 of 59,998 = 69.40%

Precincts Reporting 118 of 118 = 100.00%

Party	Candidate	Early	Election	Total
<b>Precinct 211 (Ballots Cast: 640)</b>				
<b>INITIATIVE MEASURE NO. 920, Vote For 1</b>				
	Yes	213 34.19%	0 0.00%	213 34.19%
	No	410 65.81%	0 0.00%	410 65.81%
	Cast Votes:	623 97.34%	0 0.00%	623 97.34%
	Over Votes:	0 0.00%	0 0.00%	0 0.00%
	Under Votes:	17 2.66%	0 0.00%	17 2.66%
<b>INITIATIVE MEASURE NO. 933, Vote For 1</b>				
	Yes	152 24.24%	0 0.00%	152 24.24%
	No	475 75.76%	0 0.00%	475 75.76%
	Cast Votes:	627 97.97%	0 0.00%	627 97.97%
	Over Votes:	1 0.16%	0 0.00%	1 0.16%
	Under Votes:	12 1.88%	0 0.00%	12 1.88%
<b>INITIATIVE MEASURE NO. 937, Vote For 1</b>				
	Yes	275 45.38%	0 0.00%	275 45.38%
	No	331 54.62%	0 0.00%	331 54.62%
	Cast Votes:	606 94.69%	0 0.00%	606 94.69%
	Over Votes:	0 0.00%	0 0.00%	0 0.00%
	Under Votes:	34 5.31%	0 0.00%	34 5.31%
<b>HOUSE JOINT RESOLUTION 4223, Vote For 1</b>				
	Approved	473 78.44%	0 0.00%	473 78.44%
	Rejected	130 21.56%	0 0.00%	130 21.56%
	Cast Votes:	603 94.22%	0 0.00%	603 94.22%
	Over Votes:	0 0.00%	0 0.00%	0 0.00%
	Under Votes:	37 5.78%	0 0.00%	37 5.78%
<b>PROPOSITION NO. 1 Emergency Medical Services Levy (Skagit County Medic 1), Vote For 1</b>				
	Yes	462 75.61%	0 0.00%	462 75.61%
	No	149 24.39%	0 0.00%	149 24.39%
	Cast Votes:	611 95.47%	0 0.00%	611 95.47%
	Over Votes:	0 0.00%	0 0.00%	0 0.00%
	Under Votes:	29 4.53%	0 0.00%	29 4.53%
<b>UNITED STATES SENATOR, Vote For 1</b>				
DEM	Maria Cantwell	365 57.48%	0 0.00%	365 57.48%
REP	Mike McGavick	262 41.26%	0 0.00%	262 41.26%
LIB	Bruce Guthrie	4 0.63%	0 0.00%	4 0.63%
IND	Robin Adair	3 0.47%	0 0.00%	3 0.47%
GRE	Aaron Dixon	1 0.16%	0 0.00%	1 0.16%
	Cast Votes:	635 99.22%	0 0.00%	635 99.22%
	Over Votes:	0 0.00%	0 0.00%	0 0.00%
	Under Votes:	5 0.78%	0 0.00%	5 0.78%

11/29/2006 Page 354 of 584 2:34PM  
 Skagit County Auditor  
 200611290246

Precinct Report — Official

PRIMARY ELECTION — SKAGIT COUNTY WASHINGTON 2006 GENERAL ELECTION — November 07, 2006

Page 339 of 568

11/29/2006 12:46 PM

Total Number of Voters : 41,641 of 59,998 = 69.40%

Precincts Reporting 118 of 118 = 100.00%

Party	Candidate	Early	Election	Total		
<b>Precinct 211 (Ballots Cast: 640)</b>						
<b>UNITED STATES REPRESENTATIVE DISTRICT #2, Vote For 1</b>						
DEM	Rick Larsen	429	67.77%	0 0.00%	429	67.77%
REP	Doug Roulstone	204	32.23%	0 0.00%	204	32.23%
	<b>Cast Votes:</b>	633	98.91%	0 0.00%	633	98.91%
	<b>Over Votes:</b>	0	0.00%	0 0.00%	0	0.00%
	<b>Under Votes:</b>	7	1.09%	0 0.00%	7	1.09%
<b>STATE REPRESENTATIVE DISTRICT #40 POSITION #1, Vote For 1</b>						
DEM	Dave Quall	450	73.41%	0 0.00%	450	73.41%
REP	Yoshe Revelle	163	26.59%	0 0.00%	163	26.59%
	<b>Cast Votes:</b>	613	95.78%	0 0.00%	613	95.78%
	<b>Over Votes:</b>	0	0.00%	0 0.00%	0	0.00%
	<b>Under Votes:</b>	27	4.22%	0 0.00%	27	4.22%
<b>STATE REPRESENTATIVE DISTRICT #40 POSITION #2, Vote For 1</b>						
DEM	Jeff Morris	492	100.00%	0 0.00%	492	100.00%
	<b>Cast Votes:</b>	492	76.88%	0 0.00%	492	76.88%
	<b>Over Votes:</b>	0	0.00%	0 0.00%	0	0.00%
	<b>Under Votes:</b>	148	23.13%	0 0.00%	148	23.13%
<b>SKAGIT COUNTY ASSESSOR, Vote For 1</b>						
REP	Mark Leander	455	100.00%	0 0.00%	455	100.00%
	<b>Cast Votes:</b>	455	71.09%	0 0.00%	455	71.09%
	<b>Over Votes:</b>	0	0.00%	0 0.00%	0	0.00%
	<b>Under Votes:</b>	185	28.91%	0 0.00%	185	28.91%
<b>SKAGIT COUNTY AUDITOR, Vote For 1</b>						
DEM	Jeanne Youngquist	330	54.37%	0 0.00%	330	54.37%
REP	Norma Hickok-Brummett	277	45.63%	0 0.00%	277	45.63%
	<b>Cast Votes:</b>	607	94.84%	0 0.00%	607	94.84%
	<b>Over Votes:</b>	0	0.00%	0 0.00%	0	0.00%
	<b>Under Votes:</b>	33	5.16%	0 0.00%	33	5.16%
<b>SKAGIT COUNTY CLERK, Vote For 1</b>						
DEM	Nancy Scott	467	100.00%	0 0.00%	467	100.00%
	<b>Cast Votes:</b>	467	72.97%	0 0.00%	467	72.97%
	<b>Over Votes:</b>	0	0.00%	0 0.00%	0	0.00%
	<b>Under Votes:</b>	173	27.03%	0 0.00%	173	27.03%



200611290246  
Skagit County Auditor

11/29/2006 Page 355 of 584 2:34PM

Precinct Report — Official

PRIMARY ELECTION — SKAGIT COUNTY WASHINGTON 2006 GENERAL ELECTION — November 07, 2006

Page 340 of 568

11/29/2006 12:46 PM

Total Number of Voters : 41,641 of 59,998 = 69.40%

Precincts Reporting 118 of 118 = 100.00%

Party	Candidate	Early	Election	Total
<b>Precinct 211 (Ballots Cast: 640)</b>				
<b>SKAGIT COUNTY COMMISSIONER DISTRICT 3, Vote For 1</b>				
DEM	Sharon D. Dillon	393 64.11%	0 0.00%	393 64.11%
REP	Ted W. Anderson	220 35.89%	0 0.00%	220 35.89%
	Cast Votes:	613 95.78%	0 0.00%	613 95.78%
	Over Votes:	0 0.00%	0 0.00%	0 0.00%
	Under Votes:	27 4.22%	0 0.00%	27 4.22%
<b>SKAGIT COUNTY CORONER, Vote For 1</b>				
DEM	Daniel Dempsey	467 100.00%	0 0.00%	467 100.00%
	Cast Votes:	467 72.97%	0 0.00%	467 72.97%
	Over Votes:	0 0.00%	0 0.00%	0 0.00%
	Under Votes:	173 27.03%	0 0.00%	173 27.03%
<b>SKAGIT COUNTY PROSECUTING ATTORNEY, Vote For 1</b>				
DEM	Rich Weyrich	371 60.92%	0 0.00%	371 60.92%
REP	Tom Seguire	238 39.08%	0 0.00%	238 39.08%
	Cast Votes:	609 95.16%	0 0.00%	609 95.16%
	Over Votes:	0 0.00%	0 0.00%	0 0.00%
	Under Votes:	31 4.84%	0 0.00%	31 4.84%
<b>SKAGIT COUNTY SHERIFF, Vote For 1</b>				
DEM	Rick Grimstead	340 56.38%	0 0.00%	340 56.38%
REP	Dave Corrion	263 43.62%	0 0.00%	263 43.62%
	Cast Votes:	603 94.22%	0 0.00%	603 94.22%
	Over Votes:	0 0.00%	0 0.00%	0 0.00%
	Under Votes:	37 5.78%	0 0.00%	37 5.78%
<b>SKAGIT COUNTY TREASURER, Vote For 1</b>				
REP	Katie Jungquist	469 100.00%	0 0.00%	469 100.00%
	Cast Votes:	469 73.28%	0 0.00%	469 73.28%
	Over Votes:	0 0.00%	0 0.00%	0 0.00%
	Under Votes:	171 26.72%	0 0.00%	171 26.72%
<b>STATE SUPREME COURT JUSTICE POSITION #2, Vote For 1</b>				
	Susan Owens	346 63.72%	0 0.00%	346 63.72%
	Stephen Johnson	197 36.28%	0 0.00%	197 36.28%
	Cast Votes:	543 84.84%	0 0.00%	543 84.84%
	Over Votes:	0 0.00%	0 0.00%	0 0.00%
	Under Votes:	97 15.16%	0 0.00%	97 15.16%



200611290246

Skagit County Auditor


Precinct Report — Official

PRIMARY ELECTION — SKAGIT COUNTY WASHINGTON 2006 GENERAL ELECTION — November 07, 2006

Total Number of Voters : 41,641 of 59,998 = 69.40%

Precincts Reporting 118 of 118 = 100.00%

Party	Candidate	Early	Election	Total
<b>Precinct 211 (Ballots Cast: 640)</b>				
<b>STATE SUPREME COURT JUSTICE POSITION #8, Vote For 1</b>				
	Gerry L. Alexander	428 100.00%	0 0.00%	428 100.00%
	Cast Votes:	428 66.88%	0 0.00%	428 66.88%
	Over Votes:	0 0.00%	0 0.00%	0 0.00%
	Under Votes:	212 33.13%	0 0.00%	212 33.13%
<b>STATE SUPREME COURT JUSTICE POSITION #9, Vote For 1</b>				
	Tom Chambers	438 100.00%	0 0.00%	438 100.00%
	Cast Votes:	438 68.44%	0 0.00%	438 68.44%
	Over Votes:	0 0.00%	0 0.00%	0 0.00%
	Under Votes:	202 31.56%	0 0.00%	202 31.56%
<b>COURT OF APPEALS DIVISION I DISTRICT #3 POSITION #1, Vote For 1</b>				
	Mary Kay Becker	435 100.00%	0 0.00%	435 100.00%
	Cast Votes:	435 67.97%	0 0.00%	435 67.97%
	Over Votes:	0 0.00%	0 0.00%	0 0.00%
	Under Votes:	205 32.03%	0 0.00%	205 32.03%
<b>DISTRICT COURT JUDGE POSITION 1, Vote For 1</b>				
	Warren M. Gilbert	283 55.38%	0 0.00%	283 55.38%
	Colleen Kenimond	228 44.62%	0 0.00%	228 44.62%
	Cast Votes:	511 79.84%	0 0.00%	511 79.84%
	Over Votes:	0 0.00%	0 0.00%	0 0.00%
	Under Votes:	129 20.16%	0 0.00%	129 20.16%
<b>DISTRICT COURT JUDGE POSITION 2, Vote For 1</b>				
	David A. Svaren	409 100.00%	0 0.00%	409 100.00%
	Cast Votes:	409 63.91%	0 0.00%	409 63.91%
	Over Votes:	0 0.00%	0 0.00%	0 0.00%
	Under Votes:	231 36.09%	0 0.00%	231 36.09%
<b>PUBLIC UTILITY DISTRICT COMMISSIONER NO. 2, Vote For 1</b>				
	Robbie Robertson	251 61.07%	0 0.00%	251 61.07%
	Michael C. Newman	160 38.93%	0 0.00%	160 38.93%
	Cast Votes:	411 64.22%	0 0.00%	411 64.22%
	Over Votes:	0 0.00%	0 0.00%	0 0.00%
	Under Votes:	229 35.78%	0 0.00%	229 35.78%



200611290246  
Skagit County Auditor

11/29/2006 Page 357 of 584 2:34PM

**Precinct Report — Official**  
**PRIMARY ELECTION — SKAGIT COUNTY WASHINGTON 2006 GENERAL ELECTION — November 07, 2006**

Page 342 of 568

11/29/2006 12:46 PM

Total Number of Voters : 41,641 of 59,998 = 69.40%

Precincts Reporting 118 of 118 = 100.00%

Party	Candidate	Early	Election	Total
<b>Precinct 211 (Ballots Cast: 640)</b>				
FIDALGO POOL & FITNESS CENTER DISTRICT MAINTENANCE AND OPERATION LEVY, Vote For 1				
	Yes	453	73.06%	0 0.00% 453 73.06%
	No	167	26.94%	0 0.00% 167 26.94%
	<b>Cast Votes:</b>	<b>620</b>	<b>96.88%</b>	<b>0 0.00% 620 96.88%</b>
	<b>Over Votes:</b>	<b>0</b>	<b>0.00%</b>	<b>0 0.00% 0 0.00%</b>
	<b>Under Votes:</b>	<b>20</b>	<b>3.13%</b>	<b>0 0.00% 20 3.13%</b>

11/29/2006 Page 358 of 584 2:34PM  
 Skagit County Auditor  
 200611290246




Precinct Report — Official

PRIMARY ELECTION — SKAGIT COUNTY WASHINGTON 2006 GENERAL ELECTION — November 07, 2006

Total Number of Voters : 41,641 of 59,998 = 69.40%

Precincts Reporting 118 of 118 = 100.00%

Party	Candidate	Early	Election	Total	
<b>Precinct 217 (Ballots Cast: 768)</b>					
<b>INITIATIVE MEASURE NO. 920, Vote For 1</b>					
	Yes	204	27.64%	0 0.00%	204 27.64%
	No	534	72.36%	0 0.00%	534 72.36%
	Cast Votes:	738	96.09%	0 0.00%	738 96.09%
	Over Votes:	0	0.00%	0 0.00%	0 0.00%
	Under Votes:	30	3.91%	0 0.00%	30 3.91%
<b>INITIATIVE MEASURE NO. 933, Vote For 1</b>					
	Yes	154	20.59%	0 0.00%	154 20.59%
	No	594	79.41%	0 0.00%	594 79.41%
	Cast Votes:	748	97.40%	0 0.00%	748 97.40%
	Over Votes:	0	0.00%	0 0.00%	0 0.00%
	Under Votes:	20	2.60%	0 0.00%	20 2.60%
<b>INITIATIVE MEASURE NO. 937, Vote For 1</b>					
	Yes	398	54.15%	0 0.00%	398 54.15%
	No	337	45.85%	0 0.00%	337 45.85%
	Cast Votes:	735	95.70%	0 0.00%	735 95.70%
	Over Votes:	0	0.00%	0 0.00%	0 0.00%
	Under Votes:	33	4.30%	0 0.00%	33 4.30%
<b>HOUSE JOINT RESOLUTION 4223, Vote For 1</b>					
	Approved	561	79.13%	0 0.00%	561 79.13%
	Rejected	148	20.87%	0 0.00%	148 20.87%
	Cast Votes:	709	92.32%	0 0.00%	709 92.32%
	Over Votes:	0	0.00%	0 0.00%	0 0.00%
	Under Votes:	59	7.68%	0 0.00%	59 7.68%
<b>PROPOSITION NO. 1 Emergency Medical Services Levy (Skagit County Medic 1), Vote For 1</b>					
	Yes	541	74.62%	0 0.00%	541 74.62%
	No	184	25.38%	0 0.00%	184 25.38%
	Cast Votes:	725	94.40%	0 0.00%	725 94.40%
	Over Votes:	0	0.00%	0 0.00%	0 0.00%
	Under Votes:	43	5.60%	0 0.00%	43 5.60%
<b>UNITED STATES SENATOR, Vote For 1</b>					
DEM	Maria Cantwell	477	63.10%	0 0.00%	477 63.10%
REP	Mike McGavick	237	31.35%	0 0.00%	237 31.35%
LIB	Bruce Guthrie	17	2.25%	0 0.00%	17 2.25%
IND	Robin Adair	6	0.79%	0 0.00%	6 0.79%
GRE	Aaron Dixon	19	2.51%	0 0.00%	19 2.51%
	Cast Votes:	756	98.44%	0 0.00%	756 98.44%
	Over Votes:	0	0.00%	0 0.00%	0 0.00%
	Under Votes:	12	1.56%	0 0.00%	12 1.56%


 200611290246  
 Skagit County Auditor  
 11/29/2006 Page 359 of 584 2:34PM



**Precinct Report — Official**

**PRIMARY ELECTION — SKAGIT COUNTY WASHINGTON 2006 GENERAL ELECTION — November 07, 2006**

Page 344 of 568

11/29/2006 12:46 PM

Total Number of Voters : 41,641 of 59,998 = 69.40%

Precincts Reporting 118 of 118 = 100.00%

Party	Candidate	Early	Election	Total	
<b>Precinct 217 (Ballots Cast: 768)</b>					
<b>UNITED STATES REPRESENTATIVE DISTRICT #2, Vote For 1</b>					
DEM	Rick Larsen	541	72.62%	0 0.00%	541 72.62%
REP	Doug Roulstone	204	27.38%	0 0.00%	204 27.38%
	<b>Cast Votes:</b>	745	97.01%	0 0.00%	745 97.01%
	<b>Over Votes:</b>	0	0.00%	0 0.00%	0 0.00%
	<b>Under Votes:</b>	23	2.99%	0 0.00%	23 2.99%
<b>STATE REPRESENTATIVE DISTRICT #40 POSITION #1, Vote For 1</b>					
DEM	Dave Quall	554	76.41%	0 0.00%	554 76.41%
REP	Yoshe Revelle	171	23.59%	0 0.00%	171 23.59%
	<b>Cast Votes:</b>	725	94.40%	0 0.00%	725 94.40%
	<b>Over Votes:</b>	0	0.00%	0 0.00%	0 0.00%
	<b>Under Votes:</b>	43	5.60%	0 0.00%	43 5.60%
<b>STATE REPRESENTATIVE DISTRICT #40 POSITION #2, Vote For 1</b>					
DEM	Jeff Morris	582	100.00%	0 0.00%	582 100.00%
	<b>Cast Votes:</b>	582	75.78%	0 0.00%	582 75.78%
	<b>Over Votes:</b>	0	0.00%	0 0.00%	0 0.00%
	<b>Under Votes:</b>	186	24.22%	0 0.00%	186 24.22%
<b>SKAGIT COUNTY ASSESSOR, Vote For 1</b>					
REP	Mark Leander	498	100.00%	0 0.00%	498 100.00%
	<b>Cast Votes:</b>	498	64.84%	0 0.00%	498 64.84%
	<b>Over Votes:</b>	0	0.00%	0 0.00%	0 0.00%
	<b>Under Votes:</b>	270	35.16%	0 0.00%	270 35.16%
<b>SKAGIT COUNTY AUDITOR, Vote For 1</b>					
DEM	Jeanne Youngquist	459	64.47%	0 0.00%	459 64.47%
REP	Norma Hickok-Brummett	253	35.53%	0 0.00%	253 35.53%
	<b>Cast Votes:</b>	712	92.71%	0 0.00%	712 92.71%
	<b>Over Votes:</b>	0	0.00%	0 0.00%	0 0.00%
	<b>Under Votes:</b>	56	7.29%	0 0.00%	56 7.29%
<b>SKAGIT COUNTY CLERK, Vote For 1</b>					
DEM	Nancy Scott	557	100.00%	0 0.00%	557 100.00%
	<b>Cast Votes:</b>	557	72.53%	0 0.00%	557 72.53%
	<b>Over Votes:</b>	0	0.00%	0 0.00%	0 0.00%
	<b>Under Votes:</b>	211	27.47%	0 0.00%	211 27.47%



200611290246

Skagit County Auditor

Precinct Report — Official

PRIMARY ELECTION — SKAGIT COUNTY WASHINGTON 2006 GENERAL ELECTION — November 07, 2006

Page 345 of 568

11/29/2006 12:46 PM

Total Number of Voters : 41,641 of 59,998 = 69.40%

Precincts Reporting 118 of 118 = 100.00%

Party	Candidate	Early		Election		Total	
<b>Precinct 217 (Ballots Cast: 768)</b>							
<b>SKAGIT COUNTY COMMISSIONER DISTRICT 3, Vote For 1</b>							
DEM	Sharon D. Dillon	525	71.43%	0	0.00%	525	71.43%
REP	Ted W. Anderson	210	28.57%	0	0.00%	210	28.57%
Cast Votes:		735	95.70%	0	0.00%	735	95.70%
Over Votes:		0	0.00%	0	0.00%	0	0.00%
Under Votes:		33	4.30%	0	0.00%	33	4.30%
<b>SKAGIT COUNTY CORONER, Vote For 1</b>							
DEM	Daniel Dempsey	568	100.00%	0	0.00%	568	100.00%
Cast Votes:		568	73.96%	0	0.00%	568	73.96%
Over Votes:		0	0.00%	0	0.00%	0	0.00%
Under Votes:		200	26.04%	0	0.00%	200	26.04%
<b>SKAGIT COUNTY PROSECUTING ATTORNEY, Vote For 1</b>							
DEM	Rich Weyrich	465	64.58%	0	0.00%	465	64.58%
REP	Tom Seguire	255	35.42%	0	0.00%	255	35.42%
Cast Votes:		720	93.75%	0	0.00%	720	93.75%
Over Votes:		0	0.00%	0	0.00%	0	0.00%
Under Votes:		48	6.25%	0	0.00%	48	6.25%
<b>SKAGIT COUNTY SHERIFF, Vote For 1</b>							
DEM	Rick Grimstead	432	59.83%	0	0.00%	432	59.83%
REP	Dave Corrión	290	40.17%	0	0.00%	290	40.17%
Cast Votes:		722	94.01%	0	0.00%	722	94.01%
Over Votes:		0	0.00%	0	0.00%	0	0.00%
Under Votes:		46	5.99%	0	0.00%	46	5.99%
<b>SKAGIT COUNTY TREASURER, Vote For 1</b>							
REP	Katie Jungquist	518	100.00%	0	0.00%	518	100.00%
Cast Votes:		518	67.45%	0	0.00%	518	67.45%
Over Votes:		0	0.00%	0	0.00%	0	0.00%
Under Votes:		250	32.55%	0	0.00%	250	32.55%
<b>STATE SUPREME COURT JUSTICE POSITION #2, Vote For 1</b>							
	Susan Owens	459	70.62%	0	0.00%	459	70.62%
	Stephen Johnson	191	29.38%	0	0.00%	191	29.38%
Cast Votes:		650	84.64%	0	0.00%	650	84.64%
Over Votes:		0	0.00%	0	0.00%	0	0.00%
Under Votes:		118	15.36%	0	0.00%	118	15.36%



200611290246  
Skagit County Auditor

11/29/2006 Page 361 of 584 2:34PM

Precinct Report — Official

PRIMARY ELECTION — SKAGIT COUNTY WASHINGTON 2006 GENERAL ELECTION — November 07, 2006

Total Number of Voters : 41,641 of 59,998 = 69.40%

Precincts Reporting 118 of 118 = 100.00%

Party	Candidate	Early	Election	Total
<b>Precinct 217 (Ballots Cast: 768)</b>				
<b>STATE SUPREME COURT JUSTICE POSITION #8, Vote For 1</b>				
	Gerry L. Alexander	518 100.00%	0 0.00%	518 100.00%
	Cast Votes:	518 67.45%	0 0.00%	518 67.45%
	Over Votes:	0 0.00%	0 0.00%	0 0.00%
	Under Votes:	250 32.55%	0 0.00%	250 32.55%
<b>STATE SUPREME COURT JUSTICE POSITION #9, Vote For 1</b>				
	Tom Chambers	513 100.00%	0 0.00%	513 100.00%
	Cast Votes:	513 66.80%	0 0.00%	513 66.80%
	Over Votes:	0 0.00%	0 0.00%	0 0.00%
	Under Votes:	255 33.20%	0 0.00%	255 33.20%
<b>COURT OF APPEALS DIVISION I DISTRICT #3 POSITION #1, Vote For 1</b>				
	Mary Kay Becker	525 100.00%	0 0.00%	525 100.00%
	Cast Votes:	525 68.36%	0 0.00%	525 68.36%
	Over Votes:	0 0.00%	0 0.00%	0 0.00%
	Under Votes:	243 31.64%	0 0.00%	243 31.64%
<b>DISTRICT COURT JUDGE POSITION 1, Vote For 1</b>				
	Warren M. Gilbert	289 47.69%	0 0.00%	289 47.69%
	Colleen Kenimond	317 52.31%	0 0.00%	317 52.31%
	Cast Votes:	606 78.91%	0 0.00%	606 78.91%
	Over Votes:	0 0.00%	0 0.00%	0 0.00%
	Under Votes:	162 21.09%	0 0.00%	162 21.09%
<b>DISTRICT COURT JUDGE POSITION 2, Vote For 1</b>				
	David A. Svaren	460 100.00%	0 0.00%	460 100.00%
	Cast Votes:	460 59.90%	0 0.00%	460 59.90%
	Over Votes:	0 0.00%	0 0.00%	0 0.00%
	Under Votes:	308 40.10%	0 0.00%	308 40.10%
<b>PUBLIC UTILITY DISTRICT COMMISSIONER NO. 2, Vote For 1</b>				
	Robbie Robertson	289 57.68%	0 0.00%	289 57.68%
	Michael C. Newman	212 42.32%	0 0.00%	212 42.32%
	Cast Votes:	501 65.23%	0 0.00%	501 65.23%
	Over Votes:	0 0.00%	0 0.00%	0 0.00%
	Under Votes:	267 34.77%	0 0.00%	267 34.77%



200611290246

Skagit County Auditor

Precinct Report — Official

PRIMARY ELECTION — SKAGIT COUNTY WASHINGTON 2006 GENERAL ELECTION — November 07, 2006

Page 347 of 568

11/29/2006 12:46 PM

Total Number of Voters : 41,641 of 59,998 = 69.40%

Precincts Reporting 118 of 118 = 100.00%

Party	Candidate	Early	Election	Total
-------	-----------	-------	----------	-------

Precinct 217 (Ballots Cast: 768)

FIDALGO POOL & FITNESS CENTER DISTRICT MAINTENANCE AND OPERATION LEVY, Vote For 1

Yes	525	72.71%	0	0.00%	525	72.71%
No	197	27.29%	0	0.00%	197	27.29%
Cast Votes:	722	94.01%	0	0.00%	722	94.01%
Over Votes:	0	0.00%	0	0.00%	0	0.00%
Under Votes:	46	5.99%	0	0.00%	46	5.99%



200611290246

Skagit County Auditor

11/29/2006 Page 363 of 584 2:34PM

Precinct Report — Official


PRIMARY ELECTION — SKAGIT COUNTY WASHINGTON 2006 GENERAL ELECTION — November 07, 2006

Total Number of Voters : 41,641 of 59,998 = 69.40%

Precincts Reporting 118 of 118 = 100.00%

Party	Candidate	Early	Election	Total	
<b>Precinct 220 (Ballots Cast: 717)</b>					
<b>INITIATIVE MEASURE NO. 920, Vote For 1</b>					
	Yes	247	36.01%	0 0.00%	247 36.01%
	No	439	63.99%	0 0.00%	439 63.99%
	Cast Votes:	686	95.68%	0 0.00%	686 95.68%
	Over Votes:	0	0.00%	0 0.00%	0 0.00%
	Under Votes:	31	4.32%	0 0.00%	31 4.32%
<b>INITIATIVE MEASURE NO. 933, Vote For 1</b>					
	Yes	158	22.60%	0 0.00%	158 22.60%
	No	541	77.40%	0 0.00%	541 77.40%
	Cast Votes:	699	97.49%	0 0.00%	699 97.49%
	Over Votes:	0	0.00%	0 0.00%	0 0.00%
	Under Votes:	18	2.51%	0 0.00%	18 2.51%
<b>INITIATIVE MEASURE NO. 937, Vote For 1</b>					
	Yes	309	45.51%	0 0.00%	309 45.51%
	No	370	54.49%	0 0.00%	370 54.49%
	Cast Votes:	679	94.70%	0 0.00%	679 94.70%
	Over Votes:	0	0.00%	0 0.00%	0 0.00%
	Under Votes:	38	5.30%	0 0.00%	38 5.30%
<b>HOUSE JOINT RESOLUTION 4223, Vote For 1</b>					
	Approved	556	82.62%	0 0.00%	556 82.62%
	Rejected	117	17.38%	0 0.00%	117 17.38%
	Cast Votes:	673	93.86%	0 0.00%	673 93.86%
	Over Votes:	0	0.00%	0 0.00%	0 0.00%
	Under Votes:	44	6.14%	0 0.00%	44 6.14%
<b>PROPOSITION NO. 1 Emergency Medical Services Levy (Skagit County Medic 1), Vote For 1</b>					
	Yes	515	76.75%	0 0.00%	515 76.75%
	No	156	23.25%	0 0.00%	156 23.25%
	Cast Votes:	671	93.58%	0 0.00%	671 93.58%
	Over Votes:	0	0.00%	0 0.00%	0 0.00%
	Under Votes:	46	6.42%	0 0.00%	46 6.42%
<b>UNITED STATES SENATOR, Vote For 1</b>					
DEM	Maria Cantwell	370	52.19%	0 0.00%	370 52.19%
REP	Mike McGavick	315	44.43%	0 0.00%	315 44.43%
LIB	Bruce Guthrie	12	1.69%	0 0.00%	12 1.69%
IND	Robin Adair	7	0.99%	0 0.00%	7 0.99%
GRE	Aaron Dixon	5	0.71%	0 0.00%	5 0.71%
	Cast Votes:	709	98.88%	0 0.00%	709 98.88%
	Over Votes:	0	0.00%	0 0.00%	0 0.00%
	Under Votes:	8	1.12%	0 0.00%	8 1.12%

11/29/2006 Page 364 of 584 2:34PM



Precinct Report — Official

PRIMARY ELECTION — SKAGIT COUNTY WASHINGTON 2006 GENERAL ELECTION — November 07, 2006

Page 349 of 568

11/29/2006 12:46 PM

Total Number of Voters : 41,641 of 59,998 = 69.40%

Precincts Reporting 118 of 118 = 100.00%

Party	Candidate	Early	Election	Total
<b>Precinct 220 (Ballots Cast: 717)</b>				
<b>UNITED STATES REPRESENTATIVE DISTRICT #2, Vote For 1</b>				
DEM	Rick Larsen	449	64.33%	0 0.00% 449 64.33%
REP	Doug Roulstone	249	35.67%	0 0.00% 249 35.67%
	Cast Votes:	698	97.35%	0 0.00% 698 97.35%
	Over Votes:	0	0.00%	0 0.00% 0 0.00%
	Under Votes:	19	2.65%	0 0.00% 19 2.65%
<b>STATE REPRESENTATIVE DISTRICT #40 POSITION #1, Vote For 1</b>				
DEM	Dave Quall	489	71.81%	0 0.00% 489 71.81%
REP	Yoshe Revelle	192	28.19%	0 0.00% 192 28.19%
	Cast Votes:	681	94.98%	0 0.00% 681 94.98%
	Over Votes:	0	0.00%	0 0.00% 0 0.00%
	Under Votes:	36	5.02%	0 0.00% 36 5.02%
<b>STATE REPRESENTATIVE DISTRICT #40 POSITION #2, Vote For 1</b>				
DEM	Jeff Morris	520	100.00%	0 0.00% 520 100.00%
	Cast Votes:	520	72.52%	0 0.00% 520 72.52%
	Over Votes:	0	0.00%	0 0.00% 0 0.00%
	Under Votes:	197	27.48%	0 0.00% 197 27.48%
<b>SKAGIT COUNTY ASSESSOR, Vote For 1</b>				
REP	Mark Leander	505	100.00%	0 0.00% 505 100.00%
	Cast Votes:	505	70.43%	0 0.00% 505 70.43%
	Over Votes:	0	0.00%	0 0.00% 0 0.00%
	Under Votes:	212	29.57%	0 0.00% 212 29.57%
<b>SKAGIT COUNTY AUDITOR, Vote For 1</b>				
DEM	Jeanne Youngquist	373	55.92%	0 0.00% 373 55.92%
REP	Norma Hickok-Brummett	294	44.08%	0 0.00% 294 44.08%
	Cast Votes:	667	93.03%	0 0.00% 667 93.03%
	Over Votes:	0	0.00%	0 0.00% 0 0.00%
	Under Votes:	50	6.97%	0 0.00% 50 6.97%
<b>SKAGIT COUNTY CLERK, Vote For 1</b>				
DEM	Nancy Scott	499	100.00%	0 0.00% 499 100.00%
	Cast Votes:	499	69.60%	0 0.00% 499 69.60%
	Over Votes:	0	0.00%	0 0.00% 0 0.00%
	Under Votes:	218	30.40%	0 0.00% 218 30.40%



200611290246  
 Skagit County Auditor  
 11/29/2006 Page 365 of 584 2:34PM

Precinct Report — Official

PRIMARY ELECTION — SKAGIT COUNTY WASHINGTON 2006 GENERAL ELECTION — November 07, 2006

Page 350 of 568

11/29/2006 12:46 PM

Total Number of Voters : 41,641 of 59,998 = 69.40%

Precincts Reporting 118 of 118 = 100.00%

Party	Candidate	Early	Election	Total	
<b>Precinct 220 (Ballots Cast: 717)</b>					
<b>SKAGIT COUNTY COMMISSIONER DISTRICT 3, Vote For 1</b>					
DEM	Sharon D. Dillon	384	57.40%	0 0.00%	384 57.40%
REP	Ted W. Anderson	285	42.60%	0 0.00%	285 42.60%
	Cast Votes:	669	93.31%	0 0.00%	669 93.31%
	Over Votes:	0	0.00%	0 0.00%	0 0.00%
	Under Votes:	48	6.69%	0 0.00%	48 6.69%
<b>SKAGIT COUNTY CORONER, Vote For 1</b>					
DEM	Daniel Dempsey	491	100.00%	0 0.00%	491 100.00%
	Cast Votes:	491	68.48%	0 0.00%	491 68.48%
	Over Votes:	0	0.00%	0 0.00%	0 0.00%
	Under Votes:	226	31.52%	0 0.00%	226 31.52%
<b>SKAGIT COUNTY PROSECUTING ATTORNEY, Vote For 1</b>					
DEM	Rich Weyrich	344	52.04%	0 0.00%	344 52.04%
REP	Tom Seguire	317	47.96%	0 0.00%	317 47.96%
	Cast Votes:	661	92.19%	0 0.00%	661 92.19%
	Over Votes:	1	0.14%	0 0.00%	1 0.14%
	Under Votes:	55	7.67%	0 0.00%	55 7.67%
<b>SKAGIT COUNTY SHERIFF, Vote For 1</b>					
DEM	Rick Grimstead	360	54.30%	0 0.00%	360 54.30%
REP	Dave Corrion	303	45.70%	0 0.00%	303 45.70%
	Cast Votes:	663	92.47%	0 0.00%	663 92.47%
	Over Votes:	0	0.00%	0 0.00%	0 0.00%
	Under Votes:	54	7.53%	0 0.00%	54 7.53%
<b>SKAGIT COUNTY TREASURER, Vote For 1</b>					
REP	Katie Jungquist	514	100.00%	0 0.00%	514 100.00%
	Cast Votes:	514	71.69%	0 0.00%	514 71.69%
	Over Votes:	0	0.00%	0 0.00%	0 0.00%
	Under Votes:	203	28.31%	0 0.00%	203 28.31%
<b>STATE SUPREME COURT JUSTICE POSITION #2, Vote For 1</b>					
	Susan Owens	351	59.69%	0 0.00%	351 59.69%
	Stephen Johnson	237	40.31%	0 0.00%	237 40.31%
	Cast Votes:	588	82.01%	0 0.00%	588 82.01%
	Over Votes:	0	0.00%	0 0.00%	0 0.00%
	Under Votes:	129	17.99%	0 0.00%	129 17.99%



200611290246

Skagit County Auditor


Precinct Report — Official

PRIMARY ELECTION — SKAGIT COUNTY WASHINGTON 2006 GENERAL ELECTION — November 07, 2006

Total Number of Voters : 41,641 of 59,998 = 69.40%

Precincts Reporting 118 of 118 = 100.00%

Party	Candidate	Early	Election	Total
<b>Precinct 220 (Ballots Cast: 717)</b>				
<b>STATE SUPREME COURT JUSTICE POSITION #8, Vote For 1</b>				
	Gerry L. Alexander	478 100.00%	0 0.00%	478 100.00%
	Cast Votes:	478 66.67%	0 0.00%	478 66.67%
	Over Votes:	0 0.00%	0 0.00%	0 0.00%
	Under Votes:	239 33.33%	0 0.00%	239 33.33%
<b>STATE SUPREME COURT JUSTICE POSITION #9, Vote For 1</b>				
	Tom Chambers	481 100.00%	0 0.00%	481 100.00%
	Cast Votes:	481 67.09%	0 0.00%	481 67.09%
	Over Votes:	0 0.00%	0 0.00%	0 0.00%
	Under Votes:	236 32.91%	0 0.00%	236 32.91%
<b>COURT OF APPEALS DIVISION I DISTRICT #3 POSITION #1, Vote For 1</b>				
	Mary Kay Becker	477 100.00%	0 0.00%	477 100.00%
	Cast Votes:	477 66.53%	0 0.00%	477 66.53%
	Over Votes:	0 0.00%	0 0.00%	0 0.00%
	Under Votes:	240 33.47%	0 0.00%	240 33.47%
<b>DISTRICT COURT JUDGE POSITION 1, Vote For 1</b>				
	Warren M. Gilbert	295 54.23%	0 0.00%	295 54.23%
	Colleen Kenimond	249 45.77%	0 0.00%	249 45.77%
	Cast Votes:	544 75.87%	0 0.00%	544 75.87%
	Over Votes:	0 0.00%	0 0.00%	0 0.00%
	Under Votes:	173 24.13%	0 0.00%	173 24.13%
<b>DISTRICT COURT JUDGE POSITION 2, Vote For 1</b>				
	David A. Svaren	441 100.00%	0 0.00%	441 100.00%
	Cast Votes:	441 61.51%	0 0.00%	441 61.51%
	Over Votes:	0 0.00%	0 0.00%	0 0.00%
	Under Votes:	276 38.49%	0 0.00%	276 38.49%
<b>PUBLIC UTILITY DISTRICT COMMISSIONER NO. 2, Vote For 1</b>				
	Robbie Robertson	242 56.15%	0 0.00%	242 56.15%
	Michael C. Newman	189 43.85%	0 0.00%	189 43.85%
	Cast Votes:	431 60.11%	0 0.00%	431 60.11%
	Over Votes:	0 0.00%	0 0.00%	0 0.00%
	Under Votes:	286 39.89%	0 0.00%	286 39.89%



200611290246  
Skagit County Auditor



**Precinct Report — Official**  
**PRIMARY ELECTION — SKAGIT COUNTY WASHINGTON 2006 GENERAL ELECTION — November 07, 2006**

Page 352 of 568

11/29/2006 12:46 PM

Total Number of Voters : 41,641 of 59,998 = 69.40%

Precincts Reporting 118 of 118 = 100.00%

Party	Candidate	Early	Election	Total
<b>Precinct 220 (Ballots Cast: 717)</b>				
<b>FIDALGO POOL &amp; FITNESS CENTER DISTRICT MAINTENANCE AND OPERATION LEVY, Vote For 1</b>				
Yes		497	72.66%	0 0.00% 497 72.66%
No		187	27.34%	0 0.00% 187 27.34%
	<b>Cast Votes:</b>	684	95.40%	0 0.00% 684 95.40%
	<b>Over Votes:</b>	0	0.00%	0 0.00% 0 0.00%
	<b>Under Votes:</b>	33	4.60%	0 0.00% 33 4.60%

11/29/2006 Page

Skagit County Auditor

388 of 584

2:34PM



Precinct Report — Official

PRIMARY ELECTION — SKAGIT COUNTY WASHINGTON 2006 GENERAL ELECTION — November 07, 2006

Page 353 of 568

11/29/2006 12:46 PM

Total Number of Voters : 41,641 of 59,998 = 69.40%

Precincts Reporting 118 of 118 = 100.00%

Party	Candidate	Early	Election	Total	
<b>Precinct 221 (Ballots Cast: 940)</b>					
<b>INITIATIVE MEASURE NO. 920, Vote For 1</b>					
	Yes	380	41.13%	0 0.00%	380 41.13%
	No	544	58.87%	0 0.00%	544 58.87%
	Cast Votes:	924	98.30%	0 0.00%	924 98.30%
	Over Votes:	0	0.00%	0 0.00%	0 0.00%
	Under Votes:	16	1.70%	0 0.00%	16 1.70%
<b>INITIATIVE MEASURE NO. 933, Vote For 1</b>					
	Yes	234	25.27%	0 0.00%	234 25.27%
	No	692	74.73%	0 0.00%	692 74.73%
	Cast Votes:	926	98.51%	0 0.00%	926 98.51%
	Over Votes:	0	0.00%	0 0.00%	0 0.00%
	Under Votes:	14	1.49%	0 0.00%	14 1.49%
<b>INITIATIVE MEASURE NO. 937, Vote For 1</b>					
	Yes	404	44.94%	0 0.00%	404 44.94%
	No	495	55.06%	0 0.00%	495 55.06%
	Cast Votes:	899	95.64%	0 0.00%	899 95.64%
	Over Votes:	0	0.00%	0 0.00%	0 0.00%
	Under Votes:	41	4.36%	0 0.00%	41 4.36%
<b>HOUSE JOINT RESOLUTION 4223, Vote For 1</b>					
	Approved	776	87.58%	0 0.00%	776 87.58%
	Rejected	110	12.42%	0 0.00%	110 12.42%
	Cast Votes:	886	94.26%	0 0.00%	886 94.26%
	Over Votes:	0	0.00%	0 0.00%	0 0.00%
	Under Votes:	54	5.74%	0 0.00%	54 5.74%
<b>PROPOSITION NO. 1 Emergency Medical Services Levy (Skagit County Medic 1), Vote For 1</b>					
	Yes	641	71.94%	0 0.00%	641 71.94%
	No	250	28.06%	0 0.00%	250 28.06%
	Cast Votes:	891	94.79%	0 0.00%	891 94.79%
	Over Votes:	0	0.00%	0 0.00%	0 0.00%
	Under Votes:	49	5.21%	0 0.00%	49 5.21%
<b>UNITED STATES SENATOR, Vote For 1</b>					
DEM	Maria Cantwell	490	52.35%	0 0.00%	490 52.35%
REP	Mike McGavick	424	45.30%	0 0.00%	424 45.30%
LIB	Bruce Guthrie	14	1.50%	0 0.00%	14 1.50%
IND	Robin Adair	5	0.53%	0 0.00%	5 0.53%
GRE	Aaron Dixon	3	0.32%	0 0.00%	3 0.32%
	Cast Votes:	936	99.57%	0 0.00%	936 99.57%
	Over Votes:	0	0.00%	0 0.00%	0 0.00%
	Under Votes:	4	0.43%	0 0.00%	4 0.43%



200611290246  
Skagit County Auditor

11/29/2006 Page 369 of 584 2:34PM

Precinct Report — Official

PRIMARY ELECTION — SKAGIT COUNTY WASHINGTON 2006 GENERAL ELECTION — November 07, 2006

Page 354 of 568

11/29/2006 12:46 PM

Total Number of Voters : 41,641 of 59,998 = 69.40%

Precincts Reporting 118 of 118 = 100.00%

Party	Candidate	Early	Election	Total			
<b>Precinct 221 (Ballots Cast: 940)</b>							
<b>UNITED STATES REPRESENTATIVE DISTRICT #2, Vote For 1</b>							
DEM	Rick Larsen	560	60.15%	0	0.00%	560	60.15%
REP	Doug Roulstone	371	39.85%	0	0.00%	371	39.85%
Cast Votes:		931	99.04%	0	0.00%	931	99.04%
Over Votes:		0	0.00%	0	0.00%	0	0.00%
Under Votes:		9	0.96%	0	0.00%	9	0.96%
<b>STATE REPRESENTATIVE DISTRICT #40 POSITION #1, Vote For 1</b>							
DEM	Dave Quall	623	70.48%	0	0.00%	623	70.48%
REP	Yoshe Revelle	261	29.52%	0	0.00%	261	29.52%
Cast Votes:		884	94.04%	0	0.00%	884	94.04%
Over Votes:		0	0.00%	0	0.00%	0	0.00%
Under Votes:		56	5.96%	0	0.00%	56	5.96%
<b>STATE REPRESENTATIVE DISTRICT #40 POSITION #2, Vote For 1</b>							
DEM	Jeff Morris	669	100.00%	0	0.00%	669	100.00%
Cast Votes:		669	71.17%	0	0.00%	669	71.17%
Over Votes:		0	0.00%	0	0.00%	0	0.00%
Under Votes:		271	28.83%	0	0.00%	271	28.83%
<b>SKAGIT COUNTY ASSESSOR, Vote For 1</b>							
REP	Mark Leander	631	100.00%	0	0.00%	631	100.00%
Cast Votes:		631	67.13%	0	0.00%	631	67.13%
Over Votes:		0	0.00%	0	0.00%	0	0.00%
Under Votes:		309	32.87%	0	0.00%	309	32.87%
<b>SKAGIT COUNTY AUDITOR, Vote For 1</b>							
DEM	Jeanne Youngquist	463	51.91%	0	0.00%	463	51.91%
REP	Norma Hickok-Brummett	429	48.09%	0	0.00%	429	48.09%
Cast Votes:		892	94.89%	0	0.00%	892	94.89%
Over Votes:		0	0.00%	0	0.00%	0	0.00%
Under Votes:		48	5.11%	0	0.00%	48	5.11%
<b>SKAGIT COUNTY CLERK, Vote For 1</b>							
DEM	Nancy Scott	653	100.00%	0	0.00%	653	100.00%
Cast Votes:		653	69.47%	0	0.00%	653	69.47%
Over Votes:		0	0.00%	0	0.00%	0	0.00%
Under Votes:		287	30.53%	0	0.00%	287	30.53%



200611290246  
Skagit County Auditor

Precinct Report — Official

PRIMARY ELECTION — SKAGIT COUNTY WASHINGTON 2006 GENERAL ELECTION — November 07, 2006

Page 355 of 568

11/29/2006 12:46 PM

Total Number of Voters : 41,641 of 59,998 = 69.40%

Precincts Reporting 118 of 118 = 100.00%

Party	Candidate	Early		Election		Total	
<b>Precinct 221 (Ballots Cast: 940)</b>							
<b>SKAGIT COUNTY COMMISSIONER DISTRICT 3, Vote For 1</b>							
DEM	Sharon D. Dillon	591	64.80%	0	0.00%	591	64.80%
REP	Ted W. Anderson	321	35.20%	0	0.00%	321	35.20%
Cast Votes:		912	97.02%	0	0.00%	912	97.02%
Over Votes:		0	0.00%	0	0.00%	0	0.00%
Under Votes:		28	2.98%	0	0.00%	28	2.98%
<b>SKAGIT COUNTY CORONER, Vote For 1</b>							
DEM	Daniel Dempsey	655	100.00%	0	0.00%	655	100.00%
Cast Votes:		655	69.68%	0	0.00%	655	69.68%
Over Votes:		0	0.00%	0	0.00%	0	0.00%
Under Votes:		285	30.32%	0	0.00%	285	30.32%
<b>SKAGIT COUNTY PROSECUTING ATTORNEY, Vote For 1</b>							
DEM	Rich Weyrich	453	51.19%	0	0.00%	453	51.19%
REP	Tom Seguine	432	48.81%	0	0.00%	432	48.81%
Cast Votes:		885	94.15%	0	0.00%	885	94.15%
Over Votes:		0	0.00%	0	0.00%	0	0.00%
Under Votes:		55	5.85%	0	0.00%	55	5.85%
<b>SKAGIT COUNTY SHERIFF, Vote For 1</b>							
DEM	Rick Grimstead	439	49.55%	0	0.00%	439	49.55%
REP	Dave Corrión	447	50.45%	0	0.00%	447	50.45%
Cast Votes:		886	94.26%	0	0.00%	886	94.26%
Over Votes:		0	0.00%	0	0.00%	0	0.00%
Under Votes:		54	5.74%	0	0.00%	54	5.74%
<b>SKAGIT COUNTY TREASURER, Vote For 1</b>							
REP	Katie Jungquist	675	100.00%	0	0.00%	675	100.00%
Cast Votes:		675	71.81%	0	0.00%	675	71.81%
Over Votes:		0	0.00%	0	0.00%	0	0.00%
Under Votes:		265	28.19%	0	0.00%	265	28.19%
<b>STATE SUPREME COURT JUSTICE POSITION #2, Vote For 1</b>							
	Susan Owens	447	57.75%	0	0.00%	447	57.75%
	Stephen Johnson	327	42.25%	0	0.00%	327	42.25%
Cast Votes:		774	82.34%	0	0.00%	774	82.34%
Over Votes:		0	0.00%	0	0.00%	0	0.00%
Under Votes:		166	17.66%	0	0.00%	166	17.66%



200611290246  
Skagit County Auditor

11/29/2006 Page 371 of 584 2:34PM

**Precinct Report — Official**

**PRIMARY ELECTION — SKAGIT COUNTY WASHINGTON 2006 GENERAL ELECTION — November 07, 2006**

Page 356 of 568

11/29/2006 12:46 PM

Total Number of Voters : 41,641 of 59,998 = 69.40%

Precincts Reporting 118 of 118 = 100.00%

Party	Candidate	Early	Election	Total	
<b>Precinct 221 (Ballots Cast: 940)</b>					
<b>STATE SUPREME COURT JUSTICE POSITION #8, Vote For 1</b>					
	Gerry L. Alexander	612	100.00%	0 0.00%	612 100.00%
	Cast Votes:	612	65.11%	0 0.00%	612 65.11%
	Over Votes:	0	0.00%	0 0.00%	0 0.00%
	Under Votes:	328	34.89%	0 0.00%	328 34.89%
<b>STATE SUPREME COURT JUSTICE POSITION #9, Vote For 1</b>					
	Tom Chambers	606	100.00%	0 0.00%	606 100.00%
	Cast Votes:	606	64.47%	0 0.00%	606 64.47%
	Over Votes:	0	0.00%	0 0.00%	0 0.00%
	Under Votes:	334	35.53%	0 0.00%	334 35.53%
<b>COURT OF APPEALS DIVISION I DISTRICT #3 POSITION #1, Vote For 1</b>					
	Mary Kay Becker	612	100.00%	0 0.00%	612 100.00%
	Cast Votes:	612	65.11%	0 0.00%	612 65.11%
	Over Votes:	0	0.00%	0 0.00%	0 0.00%
	Under Votes:	328	34.89%	0 0.00%	328 34.89%
<b>DISTRICT COURT JUDGE POSITION 1, Vote For 1</b>					
	Warren M. Gilbert	384	53.63%	0 0.00%	384 53.63%
	Colleen Kenimond	332	46.37%	0 0.00%	332 46.37%
	Cast Votes:	716	76.17%	0 0.00%	716 76.17%
	Over Votes:	0	0.00%	0 0.00%	0 0.00%
	Under Votes:	224	23.83%	0 0.00%	224 23.83%
<b>DISTRICT COURT JUDGE POSITION 2, Vote For 1</b>					
	David A. Svaren	547	100.00%	0 0.00%	547 100.00%
	Cast Votes:	547	58.19%	0 0.00%	547 58.19%
	Over Votes:	0	0.00%	0 0.00%	0 0.00%
	Under Votes:	393	41.81%	0 0.00%	393 41.81%
<b>PUBLIC UTILITY DISTRICT COMMISSIONER NO. 2, Vote For 1</b>					
	Robbie Robertson	346	59.35%	0 0.00%	346 59.35%
	Michael C. Newman	237	40.65%	0 0.00%	237 40.65%
	Cast Votes:	583	62.02%	0 0.00%	583 62.02%
	Over Votes:	0	0.00%	0 0.00%	0 0.00%
	Under Votes:	357	37.98%	0 0.00%	357 37.98%



200611290246  
Skagit County Auditor

**Precinct Report — Official**

**PRIMARY ELECTION — SKAGIT COUNTY WASHINGTON 2006 GENERAL ELECTION — November 07, 2006**

Page 357 of 568

11/29/2006 12:46 PM

Total Number of Voters : 41,641 of 59,998 = 69.40%

Precincts Reporting 118 of 118 = 100.00%

Party	Candidate	Early	Election	Total
<b>Precinct 221 (Ballots Cast: 940)</b>				
<b>FIDALGO POOL &amp; FITNESS CENTER DISTRICT MAINTENANCE AND OPERATION LEVY, Vote For 1</b>				
Yes		600 66.74%	0 0.00%	600 66.74%
No		299 33.26%	0 0.00%	299 33.26%
	Cast Votes:	899 95.64%	0 0.00%	899 95.64%
	Over Votes:	0 0.00%	0 0.00%	0 0.00%
	Under Votes:	41 4.36%	0 0.00%	41 4.36%



200611290246  
Skagit County Auditor

11/29/2006 Page 373 of 584 2:34PM

Precinct Report — Official

PRIMARY ELECTION — SKAGIT COUNTY WASHINGTON 2006 GENERAL ELECTION — November 07, 2006

Total Number of Voters : 41,641 of 59,998 = 69.40%

Precincts Reporting 118 of 118 = 100.00%

Party	Candidate	Early	Election	Total	
<b>Precinct 222 (Ballots Cast: 576)</b>					
<b>INITIATIVE MEASURE NO. 920, Vote For 1</b>					
	Yes	217	38.54%	0 0.00%	217 38.54%
	No	346	61.46%	0 0.00%	346 61.46%
	Cast Votes:	563	97.74%	0 0.00%	563 97.74%
	Over Votes:	0	0.00%	0 0.00%	0 0.00%
	Under Votes:	13	2.26%	0 0.00%	13 2.26%
<b>INITIATIVE MEASURE NO. 933, Vote For 1</b>					
	Yes	145	25.57%	0 0.00%	145 25.57%
	No	422	74.43%	0 0.00%	422 74.43%
	Cast Votes:	567	98.44%	0 0.00%	567 98.44%
	Over Votes:	0	0.00%	0 0.00%	0 0.00%
	Under Votes:	9	1.56%	0 0.00%	9 1.56%
<b>INITIATIVE MEASURE NO. 937, Vote For 1</b>					
	Yes	252	46.07%	0 0.00%	252 46.07%
	No	295	53.93%	0 0.00%	295 53.93%
	Cast Votes:	547	94.97%	0 0.00%	547 94.97%
	Over Votes:	0	0.00%	0 0.00%	0 0.00%
	Under Votes:	29	5.03%	0 0.00%	29 5.03%
<b>HOUSE JOINT RESOLUTION 4223, Vote For 1</b>					
	Approved	464	86.73%	0 0.00%	464 86.73%
	Rejected	71	13.27%	0 0.00%	71 13.27%
	Cast Votes:	535	92.88%	0 0.00%	535 92.88%
	Over Votes:	0	0.00%	0 0.00%	0 0.00%
	Under Votes:	41	7.12%	0 0.00%	41 7.12%
<b>PROPOSITION NO. 1 Emergency Medical Services Levy (Skagit County Medic 1), Vote For 1</b>					
	Yes	392	71.27%	0 0.00%	392 71.27%
	No	158	28.73%	0 0.00%	158 28.73%
	Cast Votes:	550	95.49%	0 0.00%	550 95.49%
	Over Votes:	0	0.00%	0 0.00%	0 0.00%
	Under Votes:	26	4.51%	0 0.00%	26 4.51%
<b>UNITED STATES SENATOR, Vote For 1</b>					
DEM	Maria Cantwell	294	51.85%	0 0.00%	294 51.85%
REP	Mike McGavick	262	46.21%	0 0.00%	262 46.21%
LIB	Bruce Guthrie	6	1.06%	0 0.00%	6 1.06%
IND	Robin Adair	4	0.71%	0 0.00%	4 0.71%
GRE	Aaron Dixon	1	0.18%	0 0.00%	1 0.18%
	Cast Votes:	567	98.44%	0 0.00%	567 98.44%
	Over Votes:	0	0.00%	0 0.00%	0 0.00%
	Under Votes:	9	1.56%	0 0.00%	9 1.56%

11/29/2006 Page 374 of 584 2:34PM

Skagit County Auditor  
200611290246



Precinct Report — Official

PRIMARY ELECTION — SKAGIT COUNTY WASHINGTON 2006 GENERAL ELECTION — November 07, 2006

Page 359 of 568

11/29/2006 12:46 PM

Total Number of Voters : 41,641 of 59,998 = 69.40%

Precincts Reporting 118 of 118 = 100.00%

Party	Candidate	Early	Election	Total
-------	-----------	-------	----------	-------

Precinct 222 (Ballots Cast: 576)

UNITED STATES REPRESENTATIVE DISTRICT #2, Vote For 1

DEM	Rick Larsen	331	58.69%	0	0.00%	331	58.69%
REP	Doug Roulstone	233	41.31%	0	0.00%	233	41.31%
Cast Votes:		564	97.92%	0	0.00%	564	97.92%
Over Votes:		0	0.00%	0	0.00%	0	0.00%
Under Votes:		12	2.08%	0	0.00%	12	2.08%

STATE REPRESENTATIVE DISTRICT #40 POSITION #1, Vote For 1

DEM	Dave Quall	366	68.28%	0	0.00%	366	68.28%
REP	Yoshe Revelle	170	31.72%	0	0.00%	170	31.72%
Cast Votes:		536	93.06%	0	0.00%	536	93.06%
Over Votes:		0	0.00%	0	0.00%	0	0.00%
Under Votes:		40	6.94%	0	0.00%	40	6.94%

STATE REPRESENTATIVE DISTRICT #40 POSITION #2, Vote For 1

DEM	Jeff Morris	401	100.00%	0	0.00%	401	100.00%
Cast Votes:		401	69.62%	0	0.00%	401	69.62%
Over Votes:		0	0.00%	0	0.00%	0	0.00%
Under Votes:		175	30.38%	0	0.00%	175	30.38%

SKAGIT COUNTY ASSESSOR, Vote For 1


REP	Mark Leander	391	100.00%	0	0.00%	391	100.00%
Cast Votes:		391	67.88%	0	0.00%	391	67.88%
Over Votes:		0	0.00%	0	0.00%	0	0.00%
Under Votes:		185	32.12%	0	0.00%	185	32.12%

SKAGIT COUNTY AUDITOR, Vote For 1

DEM	Jeanne Youngquist	278	53.05%	0	0.00%	278	53.05%
REP	Norma Hickok-Brummett	246	46.95%	0	0.00%	246	46.95%
Cast Votes:		524	90.97%	0	0.00%	524	90.97%
Over Votes:		0	0.00%	0	0.00%	0	0.00%
Under Votes:		52	9.03%	0	0.00%	52	9.03%

SKAGIT COUNTY CLERK, Vote For 1

DEM	Nancy Scott	384	100.00%	0	0.00%	384	100.00%
Cast Votes:		384	66.67%	0	0.00%	384	66.67%
Over Votes:		0	0.00%	0	0.00%	0	0.00%
Under Votes:		192	33.33%	0	0.00%	192	33.33%



200611290246  
Skagit County Auditor

11/29/2006 Page 375 of 584 2:34PM



Precinct Report — Official

PRIMARY ELECTION — SKAGIT COUNTY WASHINGTON 2006 GENERAL ELECTION — November 07, 2006

Page 360 of 568

11/29/2006 12:46 PM

Total Number of Voters : 41,641 of 59,998 = 69.40%

Precincts Reporting 118 of 118 = 100.00%

Party	Candidate	Early	Election	Total		
<b>Precinct 222 (Ballots Cast: 576)</b>						
<b>SKAGIT COUNTY COMMISSIONER DISTRICT 3, Vote For 1</b>						
DEM	Sharon D. Dillon	309	57.54%	0 0.00%	309	57.54%
REP	Ted W. Anderson	228	42.46%	0 0.00%	228	42.46%
Cast Votes:		537	93.23%	0 0.00%	537	93.23%
Over Votes:		1	0.17%	0 0.00%	1	0.17%
Under Votes:		38	6.60%	0 0.00%	38	6.60%
<b>SKAGIT COUNTY CORONER, Vote For 1</b>						
DEM	Daniel Dempsey	386	100.00%	0 0.00%	386	100.00%
Cast Votes:		386	67.01%	0 0.00%	386	67.01%
Over Votes:		0	0.00%	0 0.00%	0	0.00%
Under Votes:		190	32.99%	0 0.00%	190	32.99%
<b>SKAGIT COUNTY PROSECUTING ATTORNEY, Vote For 1</b>						
DEM	Rich Weyrich	250	48.08%	0 0.00%	250	48.08%
REP	Tom Seguin	270	51.92%	0 0.00%	270	51.92%
Cast Votes:		520	90.28%	0 0.00%	520	90.28%
Over Votes:		0	0.00%	0 0.00%	0	0.00%
Under Votes:		56	9.72%	0 0.00%	56	9.72%
<b>SKAGIT COUNTY SHERIFF, Vote For 1</b>						
DEM	Rick Grimstead	255	49.71%	0 0.00%	255	49.71%
REP	Dave Corrion	258	50.29%	0 0.00%	258	50.29%
Cast Votes:		513	89.06%	0 0.00%	513	89.06%
Over Votes:		0	0.00%	0 0.00%	0	0.00%
Under Votes:		63	10.94%	0 0.00%	63	10.94%
<b>SKAGIT COUNTY TREASURER, Vote For 1</b>						
REP	Katie Jungquist	399	100.00%	0 0.00%	399	100.00%
Cast Votes:		399	69.27%	0 0.00%	399	69.27%
Over Votes:		1	0.17%	0 0.00%	1	0.17%
Under Votes:		176	30.56%	0 0.00%	176	30.56%
<b>STATE SUPREME COURT JUSTICE POSITION #2, Vote For 1</b>						
	Susan Owens	261	55.41%	0 0.00%	261	55.41%
	Stephen Johnson	210	44.59%	0 0.00%	210	44.59%
Cast Votes:		471	81.77%	0 0.00%	471	81.77%
Over Votes:		0	0.00%	0 0.00%	0	0.00%
Under Votes:		105	18.23%	0 0.00%	105	18.23%



200611290246

Skagit County Auditor

Precinct Report — Official

PRIMARY ELECTION — SKAGIT COUNTY WASHINGTON 2006 GENERAL ELECTION — November 07, 2006

Page 361 of 568

11/29/2006 12:46 PM

Total Number of Voters : 41,641 of 59,998 = 69.40%

Precincts Reporting 118 of 118 = 100.00%

Party	Candidate	Early	Election	Total
<b>Precinct 222 (Ballots Cast: 576)</b>				
<b>STATE SUPREME COURT JUSTICE POSITION #8, Vote For 1</b>				
	Gerry L. Alexander	367 100.00%	0 0.00%	367 100.00%
	Cast Votes:	367 63.72%	0 0.00%	367 63.72%
	Over Votes:	0 0.00%	0 0.00%	0 0.00%
	Under Votes:	209 36.28%	0 0.00%	209 36.28%
<b>STATE SUPREME COURT JUSTICE POSITION #9, Vote For 1</b>				
	Tom Chambers	367 100.00%	0 0.00%	367 100.00%
	Cast Votes:	367 63.72%	0 0.00%	367 63.72%
	Over Votes:	0 0.00%	0 0.00%	0 0.00%
	Under Votes:	209 36.28%	0 0.00%	209 36.28%
<b>COURT OF APPEALS DIVISION I DISTRICT #3 POSITION #1, Vote For 1</b>				
	Mary Kay Becker	371 100.00%	0 0.00%	371 100.00%
	Cast Votes:	371 64.41%	0 0.00%	371 64.41%
	Over Votes:	0 0.00%	0 0.00%	0 0.00%
	Under Votes:	205 35.59%	0 0.00%	205 35.59%
<b>DISTRICT COURT JUDGE POSITION 1, Vote For 1</b>				
	Warren M. Gilbert	236 55.92%	0 0.00%	236 55.92%
	Colleen Kenimond	186 44.08%	0 0.00%	186 44.08%
	Cast Votes:	422 73.26%	0 0.00%	422 73.26%
	Over Votes:	0 0.00%	0 0.00%	0 0.00%
	Under Votes:	154 26.74%	0 0.00%	154 26.74%
<b>DISTRICT COURT JUDGE POSITION 2, Vote For 1</b>				
	David A. Svaren	342 100.00%	0 0.00%	342 100.00%
	Cast Votes:	342 59.38%	0 0.00%	342 59.38%
	Over Votes:	0 0.00%	0 0.00%	0 0.00%
	Under Votes:	234 40.63%	0 0.00%	234 40.63%
<b>PUBLIC UTILITY DISTRICT COMMISSIONER NO. 2, Vote For 1</b>				
	Robbie Robertson	184 53.64%	0 0.00%	184 53.64%
	Michael C. Newman	159 46.36%	0 0.00%	159 46.36%
	Cast Votes:	343 59.55%	0 0.00%	343 59.55%
	Over Votes:	0 0.00%	0 0.00%	0 0.00%
	Under Votes:	233 40.45%	0 0.00%	233 40.45%

200611290246  
Skagit County Auditor

11/29/2006 Page 377 of 584 2:34PM

**Precinct Report — Official**

**PRIMARY ELECTION — SKAGIT COUNTY WASHINGTON 2006 GENERAL ELECTION — November 07, 2006**

Page 362 of 568

11/29/2006 12:46 PM

Total Number of Voters : 41,641 of 59,998 = 69.40%

Precincts Reporting 118 of 118 = 100.00%

Party	Candidate	Early	Election	Total
-------	-----------	-------	----------	-------

**Precinct 222 (Ballots Cast: 576)**

**FIDALGO POOL & FITNESS CENTER DISTRICT MAINTENANCE AND OPERATION LEVY, Vote For 1**

Yes	391	69.45%	0	0.00%	391	69.45%
No	172	30.55%	0	0.00%	172	30.55%
<b>Cast Votes:</b>	<b>563</b>	<b>97.74%</b>	<b>0</b>	<b>0.00%</b>	<b>563</b>	<b>97.74%</b>
<b>Over Votes:</b>	<b>0</b>	<b>0.00%</b>	<b>0</b>	<b>0.00%</b>	<b>0</b>	<b>0.00%</b>
<b>Under Votes:</b>	<b>13</b>	<b>2.26%</b>	<b>0</b>	<b>0.00%</b>	<b>13</b>	<b>2.26%</b>

11/29/2006 Page 378 of 584 2:34PM  
 Skagit County Auditor  
 200611290246

Precinct Report — Official

PRIMARY ELECTION — SKAGIT COUNTY WASHINGTON 2006 GENERAL ELECTION — November 07, 2006

Page 363 of 568

11/29/2006 12:46 PM

Total Number of Voters : 41,641 of 59,998 = 69.40%

Precincts Reporting 118 of 118 = 100.00%

Party	Candidate	Early	Election	Total	
<b>Precinct 224 (Ballots Cast: 968)</b>					
<b>INITIATIVE MEASURE NO. 920, Vote For 1</b>					
	Yes	404	43.21%	0 0.00%	404 43.21%
	No	531	56.79%	0 0.00%	531 56.79%
	Cast Votes:	935	96.59%	0 0.00%	935 96.59%
	Over Votes:	0	0.00%	0 0.00%	0 0.00%
	Under Votes:	33	3.41%	0 0.00%	33 3.41%
<b>INITIATIVE MEASURE NO. 933, Vote For 1</b>					
	Yes	237	25.21%	0 0.00%	237 25.21%
	No	703	74.79%	0 0.00%	703 74.79%
	Cast Votes:	940	97.11%	0 0.00%	940 97.11%
	Over Votes:	0	0.00%	0 0.00%	0 0.00%
	Under Votes:	28	2.89%	0 0.00%	28 2.89%
<b>INITIATIVE MEASURE NO. 937, Vote For 1</b>					
	Yes	380	41.67%	0 0.00%	380 41.67%
	No	532	58.33%	0 0.00%	532 58.33%
	Cast Votes:	912	94.21%	0 0.00%	912 94.21%
	Over Votes:	0	0.00%	0 0.00%	0 0.00%
	Under Votes:	56	5.79%	0 0.00%	56 5.79%
<b>HOUSE JOINT RESOLUTION 4223, Vote For 1</b>					
	Approved	803	87.57%	0 0.00%	803 87.57%
	Rejected	114	12.43%	0 0.00%	114 12.43%
	Cast Votes:	917	94.73%	0 0.00%	917 94.73%
	Over Votes:	0	0.00%	0 0.00%	0 0.00%
	Under Votes:	51	5.27%	0 0.00%	51 5.27%
<b>PROPOSITION NO. 1 Emergency Medical Services Levy (Skagit County Medic 1), Vote For 1</b>					
	Yes	647	70.71%	0 0.00%	647 70.71%
	No	268	29.29%	0 0.00%	268 29.29%
	Cast Votes:	915	94.52%	0 0.00%	915 94.52%
	Over Votes:	0	0.00%	0 0.00%	0 0.00%
	Under Votes:	53	5.48%	0 0.00%	53 5.48%
<b>UNITED STATES SENATOR, Vote For 1</b>					
DEM	Maria Cantwell	478	50.05%	0 0.00%	478 50.05%
REP	Mike McGavick	457	47.85%	0 0.00%	457 47.85%
LIB	Bruce Guthrie	10	1.05%	0 0.00%	10 1.05%
IND	Robin Adair	5	0.52%	0 0.00%	5 0.52%
GRE	Aaron Dixon	5	0.52%	0 0.00%	5 0.52%
	Cast Votes:	955	98.66%	0 0.00%	955 98.66%
	Over Votes:	0	0.00%	0 0.00%	0 0.00%
	Under Votes:	13	1.34%	0 0.00%	13 1.34%



200611290246  
Skagit County Auditor

11/29/2006 Page 379 of 584 2:34PM

**Precinct Report — Official**

**PRIMARY ELECTION — SKAGIT COUNTY WASHINGTON 2006 GENERAL ELECTION — November 07, 2006**

Page 364 of 568

11/29/2006 12:46 PM

Total Number of Voters : 41,641 of 59,998 = 69.40%

Precincts Reporting 118 of 118 = 100.00%

Party	Candidate	Early	Election	Total
<b>Precinct 224 (Ballots Cast: 968)</b>				
<b>UNITED STATES REPRESENTATIVE DISTRICT #2, Vote For 1</b>				
DEM	Rick Larsen	554	58.38%	554 58.38%
REP	Doug Roulstone	395	41.62%	395 41.62%
	<b>Cast Votes:</b>	949	98.04%	949 98.04%
	<b>Over Votes:</b>	0	0.00%	0 0.00%
	<b>Under Votes:</b>	19	1.96%	19 1.96%
<b>STATE REPRESENTATIVE DISTRICT #40 POSITION #1, Vote For 1</b>				
DEM	Dave Quail	596	66.59%	596 66.59%
REP	Yoshe Revelle	299	33.41%	299 33.41%
	<b>Cast Votes:</b>	895	92.46%	895 92.46%
	<b>Over Votes:</b>	1	0.10%	1 0.10%
	<b>Under Votes:</b>	72	7.44%	72 7.44%
<b>STATE REPRESENTATIVE DISTRICT #40 POSITION #2, Vote For 1</b>				
DEM	Jeff Morris	642	100.00%	642 100.00%
	<b>Cast Votes:</b>	642	66.32%	642 66.32%
	<b>Over Votes:</b>	0	0.00%	0 0.00%
	<b>Under Votes:</b>	326	33.68%	326 33.68%
<b>SKAGIT COUNTY ASSESSOR, Vote For 1</b>				
REP	Mark Leander	635	100.00%	635 100.00%
	<b>Cast Votes:</b>	635	65.60%	635 65.60%
	<b>Over Votes:</b>	0	0.00%	0 0.00%
	<b>Under Votes:</b>	333	34.40%	333 34.40%
<b>SKAGIT COUNTY AUDITOR, Vote For 1</b>				
DEM	Jeanne Youngquist	450	50.56%	450 50.56%
REP	Norma Hickok-Brummett	440	49.44%	440 49.44%
	<b>Cast Votes:</b>	890	91.94%	890 91.94%
	<b>Over Votes:</b>	0	0.00%	0 0.00%
	<b>Under Votes:</b>	78	8.06%	78 8.06%
<b>SKAGIT COUNTY CLERK, Vote For 1</b>				
DEM	Nancy Scott	609	100.00%	609 100.00%
	<b>Cast Votes:</b>	609	62.91%	609 62.91%
	<b>Over Votes:</b>	0	0.00%	0 0.00%
	<b>Under Votes:</b>	359	37.09%	359 37.09%



200611290246

Skagit County Auditor

Precinct Report — Official

PRIMARY ELECTION — SKAGIT COUNTY WASHINGTON 2006 GENERAL ELECTION — November 07, 2006

Page 365 of 568

11/29/2006 12:46 PM

Total Number of Voters : 41,641 of 59,998 = 69.40%

Precincts Reporting 118 of 118 = 100.00%

Party	Candidate	Early	Election	Total
<b>Precinct 224 (Ballots Cast: 968)</b>				
<b>SKAGIT COUNTY COMMISSIONER DISTRICT 3, Vote For 1</b>				
DEM	Sharon D. Dillon	544	60.11%	544 60.11%
REP	Ted W. Anderson	361	39.89%	361 39.89%
	Cast Votes:	905	93.49%	905 93.49%
	Over Votes:	0	0.00%	0 0.00%
	Under Votes:	63	6.51%	63 6.51%
<b>SKAGIT COUNTY CORONER, Vote For 1</b>				
DEM	Daniel Dempsey	621	100.00%	621 100.00%
	Cast Votes:	621	64.15%	621 64.15%
	Over Votes:	0	0.00%	0 0.00%
	Under Votes:	347	35.85%	347 35.85%
<b>SKAGIT COUNTY PROSECUTING ATTORNEY, Vote For 1</b>				
DEM	Rich Weyrich	424	47.32%	424 47.32%
REP	Tom Seguine	472	52.68%	472 52.68%
	Cast Votes:	896	92.56%	896 92.56%
	Over Votes:	0	0.00%	0 0.00%
	Under Votes:	72	7.44%	72 7.44%
<b>SKAGIT COUNTY SHERIFF, Vote For 1</b>				
DEM	Rick Grimstead	459	51.98%	459 51.98%
REP	Dave Corrian	424	48.02%	424 48.02%
	Cast Votes:	883	91.22%	883 91.22%
	Over Votes:	1	0.10%	1 0.10%
	Under Votes:	84	8.68%	84 8.68%
<b>SKAGIT COUNTY TREASURER, Vote For 1</b>				
REP	Katie Jungquist	653	100.00%	653 100.00%
	Cast Votes:	653	67.46%	653 67.46%
	Over Votes:	0	0.00%	0 0.00%
	Under Votes:	315	32.54%	315 32.54%
<b>STATE SUPREME COURT JUSTICE POSITION #2, Vote For 1</b>				
	Susan Owens	465	58.13%	465 58.13%
	Stephen Johnson	335	41.88%	335 41.88%
	Cast Votes:	800	82.64%	800 82.64%
	Over Votes:	0	0.00%	0 0.00%
	Under Votes:	168	17.36%	168 17.36%



200611290246  
 Skagit County Auditor  
 11/29/2006 Page 381 of 584 2:34PM

**Precinct Report — Official**

**PRIMARY ELECTION — SKAGIT COUNTY WASHINGTON 2006 GENERAL ELECTION — November 07, 2006**

Page 366 of 568

11/29/2006 12:46 PM

Total Number of Voters : 41,641 of 59,998 = 69.40%

Precincts Reporting 118 of 118 = 100.00%

Party	Candidate	Early	Election	Total
<b>Precinct 224 (Ballots Cast: 968)</b>				
<b>STATE SUPREME COURT JUSTICE POSITION #8, Vote For 1</b>				
	Gerry L. Alexander	598 100.00%	0 0.00%	598 100.00%
	Cast Votes:	598 61.78%	0 0.00%	598 61.78%
	Over Votes:	0 0.00%	0 0.00%	0 0.00%
	Under Votes:	370 38.22%	0 0.00%	370 38.22%
<b>STATE SUPREME COURT JUSTICE POSITION #9, Vote For 1</b>				
	Tom Chambers	596 100.00%	0 0.00%	596 100.00%
	Cast Votes:	596 61.57%	0 0.00%	596 61.57%
	Over Votes:	0 0.00%	0 0.00%	0 0.00%
	Under Votes:	372 38.43%	0 0.00%	372 38.43%
<b>COURT OF APPEALS DIVISION I DISTRICT #3 POSITION #1, Vote For 1</b>				
	Mary Kay Becker	581 100.00%	0 0.00%	581 100.00%
	Cast Votes:	581 60.02%	0 0.00%	581 60.02%
	Over Votes:	0 0.00%	0 0.00%	0 0.00%
	Under Votes:	387 39.98%	0 0.00%	387 39.98%
<b>DISTRICT COURT JUDGE POSITION 1, Vote For 1</b>				
	Warren M. Gilbert	373 52.24%	0 0.00%	373 52.24%
	Colleen Kenimond	341 47.76%	0 0.00%	341 47.76%
	Cast Votes:	714 73.76%	0 0.00%	714 73.76%
	Over Votes:	0 0.00%	0 0.00%	0 0.00%
	Under Votes:	254 26.24%	0 0.00%	254 26.24%
<b>DISTRICT COURT JUDGE POSITION 2, Vote For 1</b>				
	David A. Svaren	522 100.00%	0 0.00%	522 100.00%
	Cast Votes:	522 53.93%	0 0.00%	522 53.93%
	Over Votes:	0 0.00%	0 0.00%	0 0.00%
	Under Votes:	446 46.07%	0 0.00%	446 46.07%
<b>PUBLIC UTILITY DISTRICT COMMISSIONER NO. 2, Vote For 1</b>				
	Robbie Robertson	287 53.45%	0 0.00%	287 53.45%
	Michael C. Newman	250 46.55%	0 0.00%	250 46.55%
	Cast Votes:	537 55.48%	0 0.00%	537 55.48%
	Over Votes:	0 0.00%	0 0.00%	0 0.00%
	Under Votes:	431 44.52%	0 0.00%	431 44.52%



200611290246

Skagit County Auditor

Precinct Report — Official

PRIMARY ELECTION — SKAGIT COUNTY WASHINGTON 2006 GENERAL ELECTION — November 07, 2006

Page 367 of 568

11/29/2006 12:46 PM

Total Number of Voters : 41,641 of 59,998 = 69.40%

Precincts Reporting 118 of 118 = 100.00%

Party	Candidate	Early	Election	Total
-------	-----------	-------	----------	-------

Precinct 224 (Ballots Cast: 968)

FIDALGO POOL & FITNESS CENTER DISTRICT MAINTENANCE AND OPERATION LEVY, Vote For 1

Yes	640	69.34%	0	0.00%	640	69.34%
No	283	30.66%	0	0.00%	283	30.66%
Cast Votes:	923	95.35%	0	0.00%	923	95.35%
Over Votes:	0	0.00%	0	0.00%	0	0.00%
Under Votes:	45	4.65%	0	0.00%	45	4.65%



200611290246  
Skagit County Auditor

11/29/2006 Page 383 of 584 2:34PM



Precinct Report — Official

PRIMARY ELECTION — SKAGIT COUNTY WASHINGTON 2006 GENERAL ELECTION — November 07, 2006


Total Number of Voters : 41,641 of 59,998 = 69.40%

Precincts Reporting 118 of 118 = 100.00%

Party	Candidate	Early	Election	Total
<b>Precinct 301 (Ballots Cast: 196)</b>				
<b>INITIATIVE MEASURE NO. 920, Vote For 1</b>				
	Yes	59 30.89%	0 0.00%	59 30.89%
	No	132 69.11%	0 0.00%	132 69.11%
	Cast Votes:	191 97.45%	0 0.00%	191 97.45%
	Over Votes:	0 0.00%	0 0.00%	0 0.00%
	Under Votes:	5 2.55%	0 0.00%	5 2.55%
<b>INITIATIVE MEASURE NO. 933, Vote For 1</b>				
	Yes	50 26.18%	0 0.00%	50 26.18%
	No	141 73.82%	0 0.00%	141 73.82%
	Cast Votes:	191 97.45%	0 0.00%	191 97.45%
	Over Votes:	0 0.00%	0 0.00%	0 0.00%
	Under Votes:	5 2.55%	0 0.00%	5 2.55%
<b>INITIATIVE MEASURE NO. 937, Vote For 1</b>				
	Yes	98 52.41%	0 0.00%	98 52.41%
	No	89 47.59%	0 0.00%	89 47.59%
	Cast Votes:	187 95.41%	0 0.00%	187 95.41%
	Over Votes:	0 0.00%	0 0.00%	0 0.00%
	Under Votes:	9 4.59%	0 0.00%	9 4.59%
<b>HOUSE JOINT RESOLUTION 4223, Vote For 1</b>				
	Approved	119 65.75%	0 0.00%	119 65.75%
	Rejected	62 34.25%	0 0.00%	62 34.25%
	Cast Votes:	181 92.35%	0 0.00%	181 92.35%
	Over Votes:	0 0.00%	0 0.00%	0 0.00%
	Under Votes:	15 7.65%	0 0.00%	15 7.65%
<b>PROPOSITION NO. 1 Emergency Medical Services Levy (Skagit County Medic 1), Vote For 1</b>				
	Yes	133 72.28%	0 0.00%	133 72.28%
	No	51 27.72%	0 0.00%	51 27.72%
	Cast Votes:	184 93.88%	0 0.00%	184 93.88%
	Over Votes:	0 0.00%	0 0.00%	0 0.00%
	Under Votes:	12 6.12%	0 0.00%	12 6.12%
<b>UNITED STATES SENATOR, Vote For 1</b>				
DEM	Maria Cantwell	105 54.40%	0 0.00%	105 54.40%
REP	Mike McGavick	81 41.97%	0 0.00%	81 41.97%
LIB	Bruce Guthrie	3 1.55%	0 0.00%	3 1.55%
IND	Robin Adair	1 0.52%	0 0.00%	1 0.52%
GRE	Aaron Dixon	3 1.55%	0 0.00%	3 1.55%
	Cast Votes:	193 98.47%	0 0.00%	193 98.47%
	Over Votes:	0 0.00%	0 0.00%	0 0.00%
	Under Votes:	3 1.53%	0 0.00%	3 1.53%

11/29/2006 Page 384 of 584 2:34PM

Skagit County Auditor



Precinct Report — Official

PRIMARY ELECTION — SKAGIT COUNTY WASHINGTON 2006 GENERAL ELECTION — November 07, 2006

Total Number of Voters : 41,641 of 59,998 = 69.40%

Precincts Reporting 118 of 118 = 100.00%

Party	Candidate	Early	Election	Total
-------	-----------	-------	----------	-------

Precinct 301 (Ballots Cast: 196)

UNITED STATES REPRESENTATIVE DISTRICT #2, Vote For 1							
DEM	Rick Larsen	124	65.61%	0	0.00%	124	65.61%
REP	Doug Roulstone	65	34.39%	0	0.00%	65	34.39%
Cast Votes:		189	96.43%	0	0.00%	189	96.43%
Over Votes:		0	0.00%	0	0.00%	0	0.00%
Under Votes:		7	3.57%	0	0.00%	7	3.57%
STATE REPRESENTATIVE DISTRICT #40 POSITION #1, Vote For 1							
DEM	Dave Quall	134	72.04%	0	0.00%	134	72.04%
REP	Yoshe Revelle	52	27.96%	0	0.00%	52	27.96%
Cast Votes:		186	94.90%	0	0.00%	186	94.90%
Over Votes:		0	0.00%	0	0.00%	0	0.00%
Under Votes:		10	5.10%	0	0.00%	10	5.10%
STATE REPRESENTATIVE DISTRICT #40 POSITION #2, Vote For 1							
DEM	Jeff Morris	145	100.00%	0	0.00%	145	100.00%
Cast Votes:		145	73.98%	0	0.00%	145	73.98%
Over Votes:		0	0.00%	0	0.00%	0	0.00%
Under Votes:		51	26.02%	0	0.00%	51	26.02%
SKAGIT COUNTY ASSESSOR, Vote For 1							
REP	Mark Leander	153	100.00%	0	0.00%	153	100.00%
Cast Votes:		153	78.06%	0	0.00%	153	78.06%
Over Votes:		0	0.00%	0	0.00%	0	0.00%
Under Votes:		43	21.94%	0	0.00%	43	21.94%
SKAGIT COUNTY AUDITOR, Vote For 1							
DEM	Jeanne Youngquist	104	55.91%	0	0.00%	104	55.91%
REP	Norma Hickok-Brummett	82	44.09%	0	0.00%	82	44.09%
Cast Votes:		186	94.90%	0	0.00%	186	94.90%
Over Votes:		0	0.00%	0	0.00%	0	0.00%
Under Votes:		10	5.10%	0	0.00%	10	5.10%
SKAGIT COUNTY CLERK, Vote For 1							
DEM	Nancy Scott	147	100.00%	0	0.00%	147	100.00%
Cast Votes:		147	75.00%	0	0.00%	147	75.00%
Over Votes:		0	0.00%	0	0.00%	0	0.00%
Under Votes:		49	25.00%	0	0.00%	49	25.00%



200611290246

Skagit County Auditor

11/29/2006 Page 385 of 584 2:34PM

**Precinct Report — Official**

**PRIMARY ELECTION — SKAGIT COUNTY WASHINGTON 2006 GENERAL ELECTION — November 07, 2006**

Page 370 of 568

11/29/2006 12:46 PM

Total Number of Voters : 41,641 of 59,998 = 69.40%

Precincts Reporting 118 of 118 = 100.00%

Party	Candidate	Early	Election	Total	
<b>Precinct 301 (Ballots Cast: 196)</b>					
<b>SKAGIT COUNTY COMMISSIONER DISTRICT 3, Vote For 1</b>					
DEM	Sharon D. Dillon	112	59.89%	0 0.00%	112 59.89%
REP	Ted W. Anderson	75	40.11%	0 0.00%	75 40.11%
	<b>Cast Votes:</b>	187	95.41%	0 0.00%	187 95.41%
	<b>Over Votes:</b>	0	0.00%	0 0.00%	0 0.00%
	<b>Under Votes:</b>	9	4.59%	0 0.00%	9 4.59%
<b>SKAGIT COUNTY CORONER, Vote For 1</b>					
DEM	Daniel Dempsey	156	100.00%	0 0.00%	156 100.00%
	<b>Cast Votes:</b>	156	79.59%	0 0.00%	156 79.59%
	<b>Over Votes:</b>	0	0.00%	0 0.00%	0 0.00%
	<b>Under Votes:</b>	40	20.41%	0 0.00%	40 20.41%
<b>SKAGIT COUNTY PROSECUTING ATTORNEY, Vote For 1</b>					
DEM	Rich Weyrich	108	56.54%	0 0.00%	108 56.54%
REP	Tom Seguiné	83	43.46%	0 0.00%	83 43.46%
	<b>Cast Votes:</b>	191	97.45%	0 0.00%	191 97.45%
	<b>Over Votes:</b>	0	0.00%	0 0.00%	0 0.00%
	<b>Under Votes:</b>	5	2.55%	0 0.00%	5 2.55%
<b>SKAGIT COUNTY SHERIFF, Vote For 1</b>					
DEM	Rick Grimstead	96	53.33%	0 0.00%	96 53.33%
REP	Dave Corrión	84	46.67%	0 0.00%	84 46.67%
	<b>Cast Votes:</b>	180	91.84%	0 0.00%	180 91.84%
	<b>Over Votes:</b>	0	0.00%	0 0.00%	0 0.00%
	<b>Under Votes:</b>	16	8.16%	0 0.00%	16 8.16%
<b>SKAGIT COUNTY TREASURER, Vote For 1</b>					
REP	Katie Jungquist	156	100.00%	0 0.00%	156 100.00%
	<b>Cast Votes:</b>	156	79.59%	0 0.00%	156 79.59%
	<b>Over Votes:</b>	0	0.00%	0 0.00%	0 0.00%
	<b>Under Votes:</b>	40	20.41%	0 0.00%	40 20.41%
<b>STATE SUPREME COURT JUSTICE POSITION #2, Vote For 1</b>					
	Susan Owens	106	63.10%	0 0.00%	106 63.10%
	Stephen Johnson	62	36.90%	0 0.00%	62 36.90%
	<b>Cast Votes:</b>	168	85.71%	0 0.00%	168 85.71%
	<b>Over Votes:</b>	0	0.00%	0 0.00%	0 0.00%
	<b>Under Votes:</b>	28	14.29%	0 0.00%	28 14.29%



200611290246

Skagit County Auditor

Precinct Report — Official

PRIMARY ELECTION — SKAGIT COUNTY WASHINGTON 2006 GENERAL ELECTION — November 07, 2006


Page 371 of 568

11/29/2006 12:46 PM

Total Number of Voters : 41,641 of 59,998 = 69.40%

Precincts Reporting 118 of 118 = 100.00%

Party	Candidate	Early	Election	Total
<b>Precinct 301 (Ballots Cast: 196)</b>				
<b>STATE SUPREME COURT JUSTICE POSITION #8, Vote For 1</b>				
	Gerry L. Alexander	144 100.00%	0 0.00%	144 100.00%
	Cast Votes:	144 73.47%	0 0.00%	144 73.47%
	Over Votes:	0 0.00%	0 0.00%	0 0.00%
	Under Votes:	52 26.53%	0 0.00%	52 26.53%
<b>STATE SUPREME COURT JUSTICE POSITION #9, Vote For 1</b>				
	Tom Chambers	147 100.00%	0 0.00%	147 100.00%
	Cast Votes:	147 75.00%	0 0.00%	147 75.00%
	Over Votes:	0 0.00%	0 0.00%	0 0.00%
	Under Votes:	49 25.00%	0 0.00%	49 25.00%
<b>COURT OF APPEALS DIVISION I DISTRICT #3 POSITION #1, Vote For 1</b>				
	Mary Kay Becker	146 100.00%	0 0.00%	146 100.00%
	Cast Votes:	146 74.49%	0 0.00%	146 74.49%
	Over Votes:	0 0.00%	0 0.00%	0 0.00%
	Under Votes:	50 25.51%	0 0.00%	50 25.51%
<b>DISTRICT COURT JUDGE POSITION 1, Vote For 1</b>				
	Warren M. Gilbert	86 51.50%	0 0.00%	86 51.50%
	Colleen Kenimond	81 48.50%	0 0.00%	81 48.50%
	Cast Votes:	167 85.20%	0 0.00%	167 85.20%
	Over Votes:	0 0.00%	0 0.00%	0 0.00%
	Under Votes:	29 14.80%	0 0.00%	29 14.80%
<b>DISTRICT COURT JUDGE POSITION 2, Vote For 1</b>				
	David A. Svaren	140 100.00%	0 0.00%	140 100.00%
	Cast Votes:	140 71.43%	0 0.00%	140 71.43%
	Over Votes:	0 0.00%	0 0.00%	0 0.00%
	Under Votes:	56 28.57%	0 0.00%	56 28.57%
<b>PUBLIC UTILITY DISTRICT COMMISSIONER NO. 2, Vote For 1</b>				
	Robbie Robertson	81 53.64%	0 0.00%	81 53.64%
	Michael C. Newman	70 46.36%	0 0.00%	70 46.36%
	Cast Votes:	151 77.04%	0 0.00%	151 77.04%
	Over Votes:	0 0.00%	0 0.00%	0 0.00%
	Under Votes:	45 22.96%	0 0.00%	45 22.96%



200611290246  
Skagit County Auditor

11/29/2006 Page 387 of 584 2:34PM

Precinct Report — Official

PRIMARY ELECTION — SKAGIT COUNTY WASHINGTON 2006 GENERAL ELECTION — November 07, 2006

Page 372 of 568

11/29/2006 12:46 PM

Total Number of Voters : 41,641 of 59,998 = 69.40%

Precincts Reporting 118 of 118 = 100.00%

Party	Candidate	Early	Election	Total
-------	-----------	-------	----------	-------

Precinct 301 (Ballots Cast: 196)

SKAGIT COUNTY BOARD OF COMMISSIONERS PROPOSITION NO. 2 FLUORIDATION ADVISORY MEASURE, Vote For 1

Yes	89	48.37%	0	0.00%	89	48.37%
No	95	51.63%	0	0.00%	95	51.63%
Cast Votes:	184	93.88%	0	0.00%	184	93.88%
Over Votes:	0	0.00%	0	0.00%	0	0.00%
Under Votes:	12	6.12%	0	0.00%	12	6.12%

11/29/2006 Page 388 of 584 2:34PM

Skagit County Auditor

200611290246



Precinct Report — Official

PRIMARY ELECTION — SKAGIT COUNTY WASHINGTON 2006 GENERAL ELECTION — November 07, 2006

Page 373 of 568

11/29/2006 12:46 PM

Total Number of Voters : 41,641 of 59,998 = 69.40%

Precincts Reporting 118 of 118 = 100.00%

Party	Candidate	Early	Election	Total
<b>Precinct 302 (Ballots Cast: 170)</b>				
<b>INITIATIVE MEASURE NO. 920, Vote For 1</b>				
	Yes	50 31.45%	0 0.00%	50 31.45%
	No	109 68.55%	0 0.00%	109 68.55%
	Cast Votes:	159 93.53%	0 0.00%	159 93.53%
	Over Votes:	0 0.00%	0 0.00%	0 0.00%
	Under Votes:	11 6.47%	0 0.00%	11 6.47%
<b>INITIATIVE MEASURE NO. 933, Vote For 1</b>				
	Yes	37 22.70%	0 0.00%	37 22.70%
	No	126 77.30%	0 0.00%	126 77.30%
	Cast Votes:	163 95.88%	0 0.00%	163 95.88%
	Over Votes:	0 0.00%	0 0.00%	0 0.00%
	Under Votes:	7 4.12%	0 0.00%	7 4.12%
<b>INITIATIVE MEASURE NO. 937, Vote For 1</b>				
	Yes	78 49.68%	0 0.00%	78 49.68%
	No	79 50.32%	0 0.00%	79 50.32%
	Cast Votes:	157 92.35%	0 0.00%	157 92.35%
	Over Votes:	0 0.00%	0 0.00%	0 0.00%
	Under Votes:	13 7.65%	0 0.00%	13 7.65%
<b>HOUSE JOINT RESOLUTION 4223, Vote For 1</b>				
	Approved	124 77.02%	0 0.00%	124 77.02%
	Rejected	37 22.98%	0 0.00%	37 22.98%
	Cast Votes:	161 94.71%	0 0.00%	161 94.71%
	Over Votes:	0 0.00%	0 0.00%	0 0.00%
	Under Votes:	9 5.29%	0 0.00%	9 5.29%
<b>PROPOSITION NO. 1 Emergency Medical Services Levy (Skagit County Medic 1), Vote For 1</b>				
	Yes	93 57.76%	0 0.00%	93 57.76%
	No	68 42.24%	0 0.00%	68 42.24%
	Cast Votes:	161 94.71%	0 0.00%	161 94.71%
	Over Votes:	0 0.00%	0 0.00%	0 0.00%
	Under Votes:	9 5.29%	0 0.00%	9 5.29%
<b>UNITED STATES SENATOR, Vote For 1</b>				
DEM	Maria Cantwell	82 49.40%	0 0.00%	82 49.40%
REP	Mike McGavick	67 40.36%	0 0.00%	67 40.36%
LIB	Bruce Guthrie	5 3.01%	0 0.00%	5 3.01%
IND	Robin Adair	5 3.01%	0 0.00%	5 3.01%
GRE	Aaron Dixon	7 4.22%	0 0.00%	7 4.22%
	Cast Votes:	166 97.65%	0 0.00%	166 97.65%
	Over Votes:	0 0.00%	0 0.00%	0 0.00%
	Under Votes:	4 2.35%	0 0.00%	4 2.35%



200611290246  
 Skagit County Auditor  
 11/29/2006 Page 389 of 584 2:34PM

Precinct Report — Official

PRIMARY ELECTION — SKAGIT COUNTY WASHINGTON 2006 GENERAL ELECTION — November 07, 2006

Page 374 of 568

11/29/2006 12:46 PM

Total Number of Voters : 41,641 of 59,998 = 69.40%

Precincts Reporting 118 of 118 = 100.00%

Party	Candidate	Early	Election	Total	
<b>Precinct 302 (Ballots Cast: 170)</b>					
<b>UNITED STATES REPRESENTATIVE DISTRICT #2, Vote For 1</b>					
DEM	Rick Larsen	113	69.75%	0 0.00%	113 69.75%
REP	Doug Roulstone	49	30.25%	0 0.00%	49 30.25%
	Cast Votes:	162	95.29%	0 0.00%	162 95.29%
	Over Votes:	0	0.00%	0 0.00%	0 0.00%
	Under Votes:	8	4.71%	0 0.00%	8 4.71%
<b>STATE REPRESENTATIVE DISTRICT #40 POSITION #1, Vote For 1</b>					
DEM	Dave Quall	117	73.58%	0 0.00%	117 73.58%
REP	Yoshe Revelle	42	26.42%	0 0.00%	42 26.42%
	Cast Votes:	159	93.53%	0 0.00%	159 93.53%
	Over Votes:	0	0.00%	0 0.00%	0 0.00%
	Under Votes:	11	6.47%	0 0.00%	11 6.47%
<b>STATE REPRESENTATIVE DISTRICT #40 POSITION #2, Vote For 1</b>					
DEM	Jeff Morris	124	100.00%	0 0.00%	124 100.00%
	Cast Votes:	124	72.94%	0 0.00%	124 72.94%
	Over Votes:	0	0.00%	0 0.00%	0 0.00%
	Under Votes:	46	27.06%	0 0.00%	46 27.06%
<b>SKAGIT COUNTY ASSESSOR, Vote For 1</b>					
REP	Mark Leander	112	100.00%	0 0.00%	112 100.00%
	Cast Votes:	112	65.88%	0 0.00%	112 65.88%
	Over Votes:	0	0.00%	0 0.00%	0 0.00%
	Under Votes:	58	34.12%	0 0.00%	58 34.12%
<b>SKAGIT COUNTY AUDITOR, Vote For 1</b>					
DEM	Jeanne Youngquist	90	55.21%	0 0.00%	90 55.21%
REP	Norma Hickok-Brummett	73	44.79%	0 0.00%	73 44.79%
	Cast Votes:	163	95.88%	0 0.00%	163 95.88%
	Over Votes:	0	0.00%	0 0.00%	0 0.00%
	Under Votes:	7	4.12%	0 0.00%	7 4.12%
<b>SKAGIT COUNTY CLERK, Vote For 1</b>					
DEM	Nancy Scott	122	100.00%	0 0.00%	122 100.00%
	Cast Votes:	122	71.76%	0 0.00%	122 71.76%
	Over Votes:	0	0.00%	0 0.00%	0 0.00%
	Under Votes:	48	28.24%	0 0.00%	48 28.24%



200611290246  
Skagit County Auditor

Precinct Report — Official

PRIMARY ELECTION — SKAGIT COUNTY WASHINGTON 2006 GENERAL ELECTION — November 07, 2006

Page 375 of 568

11/29/2006 12:46 PM

Total Number of Voters : 41,641 of 59,998 = 69.40%

Precincts Reporting 118 of 118 = 100.00%

Party	Candidate	Early	Election	Total
-------	-----------	-------	----------	-------

Precinct 302 (Ballots Cast: 170)

SKAGIT COUNTY COMMISSIONER DISTRICT 3, Vote For 1

DEM	Sharon D. Dillon	88	57.14%	0	0.00%	88	57.14%
REP	Ted W. Anderson	66	42.86%	0	0.00%	66	42.86%
Cast Votes:		154	90.59%	0	0.00%	154	90.59%
Over Votes:		0	0.00%	0	0.00%	0	0.00%
Under Votes:		16	9.41%	0	0.00%	16	9.41%

SKAGIT COUNTY CORONER, Vote For 1

DEM	Daniel Dempsey	128	100.00%	0	0.00%	128	100.00%
Cast Votes:		128	75.29%	0	0.00%	128	75.29%
Over Votes:		0	0.00%	0	0.00%	0	0.00%
Under Votes:		42	24.71%	0	0.00%	42	24.71%

SKAGIT COUNTY PROSECUTING ATTORNEY, Vote For 1

DEM	Rich Weyrich	95	58.64%	0	0.00%	95	58.64%
REP	Tom Seguine	67	41.36%	0	0.00%	67	41.36%
Cast Votes:		162	95.29%	0	0.00%	162	95.29%
Over Votes:		0	0.00%	0	0.00%	0	0.00%
Under Votes:		8	4.71%	0	0.00%	8	4.71%

SKAGIT COUNTY SHERIFF, Vote For 1

DEM	Rick Grimstead	94	59.87%	0	0.00%	94	59.87%
REP	Dave Corrian	63	40.13%	0	0.00%	63	40.13%
Cast Votes:		157	92.35%	0	0.00%	157	92.35%
Over Votes:		0	0.00%	0	0.00%	0	0.00%
Under Votes:		13	7.65%	0	0.00%	13	7.65%

SKAGIT COUNTY TREASURER, Vote For 1

REP	Katie Jungquist	114	100.00%	0	0.00%	114	100.00%
Cast Votes:		114	67.06%	0	0.00%	114	67.06%
Over Votes:		0	0.00%	0	0.00%	0	0.00%
Under Votes:		56	32.94%	0	0.00%	56	32.94%

STATE SUPREME COURT JUSTICE POSITION #2, Vote For 1

	Susan Owens	93	62.42%	0	0.00%	93	62.42%
	Stephen Johnson	56	37.58%	0	0.00%	56	37.58%
Cast Votes:		149	87.65%	0	0.00%	149	87.65%
Over Votes:		0	0.00%	0	0.00%	0	0.00%
Under Votes:		21	12.35%	0	0.00%	21	12.35%



200611290246  
Skagit County Auditor

11/29/2006 Page 391 of 584 2:34PM



**Precinct Report — Official**

**PRIMARY ELECTION — SKAGIT COUNTY WASHINGTON 2006 GENERAL ELECTION — November 07, 2006**

Page 376 of 568

11/29/2006 12:46 PM

Total Number of Voters : 41,641 of 59,998 = 69.40%

Precincts Reporting 118 of 118 = 100.00%

Party	Candidate	Early	Election	Total
<b>Precinct 302 (Ballots Cast: 170)</b>				
<b>STATE SUPREME COURT JUSTICE POSITION #8, Vote For 1</b>				
	Gerry L. Alexander	124 100.00%	0 0.00%	124 100.00%
	Cast Votes:	124 72.94%	0 0.00%	124 72.94%
	Over Votes:	0 0.00%	0 0.00%	0 0.00%
	Under Votes:	46 27.06%	0 0.00%	46 27.06%
<b>STATE SUPREME COURT JUSTICE POSITION #9, Vote For 1</b>				
	Tom Chambers	121 100.00%	0 0.00%	121 100.00%
	Cast Votes:	121 71.18%	0 0.00%	121 71.18%
	Over Votes:	0 0.00%	0 0.00%	0 0.00%
	Under Votes:	49 28.82%	0 0.00%	49 28.82%
<b>COURT OF APPEALS DIVISION I DISTRICT #3 POSITION #1, Vote For 1</b>				
	Mary Kay Becker	120 100.00%	0 0.00%	120 100.00%
	Cast Votes:	120 70.59%	0 0.00%	120 70.59%
	Over Votes:	0 0.00%	0 0.00%	0 0.00%
	Under Votes:	50 29.41%	0 0.00%	50 29.41%
<b>DISTRICT COURT JUDGE POSITION 1, Vote For 1</b>				
	Warren M. Gilbert	89 60.14%	0 0.00%	89 60.14%
	Colleen Kenimond	59 39.86%	0 0.00%	59 39.86%
	Cast Votes:	148 87.06%	0 0.00%	148 87.06%
	Over Votes:	0 0.00%	0 0.00%	0 0.00%
	Under Votes:	22 12.94%	0 0.00%	22 12.94%
<b>DISTRICT COURT JUDGE POSITION 2, Vote For 1</b>				
	David A. Svaren	122 100.00%	0 0.00%	122 100.00%
	Cast Votes:	122 71.76%	0 0.00%	122 71.76%
	Over Votes:	0 0.00%	0 0.00%	0 0.00%
	Under Votes:	48 28.24%	0 0.00%	48 28.24%
<b>PUBLIC UTILITY DISTRICT COMMISSIONER NO. 2, Vote For 1</b>				
	Robbie Robertson	87 65.91%	0 0.00%	87 65.91%
	Michael C. Newman	45 34.09%	0 0.00%	45 34.09%
	Cast Votes:	132 77.65%	0 0.00%	132 77.65%
	Over Votes:	0 0.00%	0 0.00%	0 0.00%
	Under Votes:	38 22.35%	0 0.00%	38 22.35%



200611290246  
Skagit County Auditor

Precinct Report — Official

PRIMARY ELECTION — SKAGIT COUNTY WASHINGTON 2006 GENERAL ELECTION — November 07, 2006

Page 377 of 568

11/29/2006 12:46 PM

Total Number of Voters : 41,641 of 59,998 = 69.40%

Precincts Reporting 118 of 118 = 100.00%

Party	Candidate	Early	Election	Total
-------	-----------	-------	----------	-------

Precinct 302 (Ballots Cast: 170)

SKAGIT COUNTY BOARD OF COMMISSIONERS PROPOSITION NO. 2 FLUORIDATION ADVISORY MEASURE, Vote For 1

Yes	74	44.31%	0	0.00%	74	44.31%
No	93	55.69%	0	0.00%	93	55.69%
Cast Votes:	167	98.24%	0	0.00%	167	98.24%
Over Votes:	0	0.00%	0	0.00%	0	0.00%
Under Votes:	3	1.76%	0	0.00%	3	1.76%



200611290246  
Skagit County Auditor

11/29/2006 Page 393 of 584 2:34PM

Precinct Report — Official

PRIMARY ELECTION — SKAGIT COUNTY WASHINGTON 2006 GENERAL ELECTION — November 07, 2006

Total Number of Voters : 41,641 of 59,998 = 69.40%

Precincts Reporting 118 of 118 = 100.00%

Party	Candidate	Early	Election	Total
<b>Precinct 303 (Ballots Cast: 428)</b>				
<b>INITIATIVE MEASURE NO. 920, Vote For 1</b>				
	Yes	119 28.88%	0 0.00%	119 28.88%
	No	293 71.12%	0 0.00%	293 71.12%
	Cast Votes:	412 96.26%	0 0.00%	412 96.26%
	Over Votes:	0 0.00%	0 0.00%	0 0.00%
	Under Votes:	16 3.74%	0 0.00%	16 3.74%
<b>INITIATIVE MEASURE NO. 933, Vote For 1</b>				
	Yes	103 24.82%	0 0.00%	103 24.82%
	No	312 75.18%	0 0.00%	312 75.18%
	Cast Votes:	415 96.96%	0 0.00%	415 96.96%
	Over Votes:	0 0.00%	0 0.00%	0 0.00%
	Under Votes:	13 3.04%	0 0.00%	13 3.04%
<b>INITIATIVE MEASURE NO. 937, Vote For 1</b>				
	Yes	184 45.54%	0 0.00%	184 45.54%
	No	220 54.46%	0 0.00%	220 54.46%
	Cast Votes:	404 94.39%	0 0.00%	404 94.39%
	Over Votes:	0 0.00%	0 0.00%	0 0.00%
	Under Votes:	24 5.61%	0 0.00%	24 5.61%
<b>HOUSE JOINT RESOLUTION 4223, Vote For 1</b>				
	Approved	295 72.66%	0 0.00%	295 72.66%
	Rejected	111 27.34%	0 0.00%	111 27.34%
	Cast Votes:	406 94.86%	0 0.00%	406 94.86%
	Over Votes:	0 0.00%	0 0.00%	0 0.00%
	Under Votes:	22 5.14%	0 0.00%	22 5.14%
<b>PROPOSITION NO. 1 Emergency Medical Services Levy (Skagit County Medic 1), Vote For 1</b>				
	Yes	258 65.82%	0 0.00%	258 65.82%
	No	134 34.18%	0 0.00%	134 34.18%
	Cast Votes:	392 91.59%	0 0.00%	392 91.59%
	Over Votes:	0 0.00%	0 0.00%	0 0.00%
	Under Votes:	36 8.41%	0 0.00%	36 8.41%
<b>UNITED STATES SENATOR, Vote For 1</b>				
DEM	Maria Cantwell	232 55.37%	0 0.00%	232 55.37%
REP	Mike McGavick	158 37.71%	0 0.00%	158 37.71%
LIB	Bruce Guthrie	10 2.39%	0 0.00%	10 2.39%
IND	Robin Adair	5 1.19%	0 0.00%	5 1.19%
GRE	Aaron Dixon	14 3.34%	0 0.00%	14 3.34%
	Cast Votes:	419 97.90%	0 0.00%	419 97.90%
	Over Votes:	0 0.00%	0 0.00%	0 0.00%
	Under Votes:	9 2.10%	0 0.00%	9 2.10%

11/29/2006 Page 394 of 584 2:34PM



Precinct Report — Official

PRIMARY ELECTION — SKAGIT COUNTY WASHINGTON 2006 GENERAL ELECTION — November 07, 2006

Page 379 of 568

11/29/2006 12:46 PM

Total Number of Voters : 41,641 of 59,998 = 69.40%

Precincts Reporting 118 of 118 = 100.00%

Party	Candidate	Early	Election	Total	
<b>Precinct 303 (Ballots Cast: 428)</b>					
<b>UNITED STATES REPRESENTATIVE DISTRICT #2, Vote For 1</b>					
DEM	Rick Larsen	289	69.14%	0 0.00%	289 69.14%
REP	Doug Roulstone	129	30.86%	0 0.00%	129 30.86%
	Cast Votes:	418	97.66%	0 0.00%	418 97.66%
	Over Votes:	0	0.00%	0 0.00%	0 0.00%
	Under Votes:	10	2.34%	0 0.00%	10 2.34%
<b>STATE REPRESENTATIVE DISTRICT #40 POSITION #1, Vote For 1</b>					
DEM	Dave Quall	308	75.49%	0 0.00%	308 75.49%
REP	Yoshe Revelle	100	24.51%	0 0.00%	100 24.51%
	Cast Votes:	408	95.33%	0 0.00%	408 95.33%
	Over Votes:	0	0.00%	0 0.00%	0 0.00%
	Under Votes:	20	4.67%	0 0.00%	20 4.67%
<b>STATE REPRESENTATIVE DISTRICT #40 POSITION #2, Vote For 1</b>					
DEM	Jeff Morris	330	100.00%	0 0.00%	330 100.00%
	Cast Votes:	330	77.10%	0 0.00%	330 77.10%
	Over Votes:	0	0.00%	0 0.00%	0 0.00%
	Under Votes:	98	22.90%	0 0.00%	98 22.90%
<b>SKAGIT COUNTY ASSESSOR, Vote For 1</b>					
REP	Mark Leander	313	100.00%	0 0.00%	313 100.00%
	Cast Votes:	313	73.13%	0 0.00%	313 73.13%
	Over Votes:	0	0.00%	0 0.00%	0 0.00%
	Under Votes:	115	26.87%	0 0.00%	115 26.87%
<b>SKAGIT COUNTY AUDITOR, Vote For 1</b>					
DEM	Jeanne Youngquist	219	53.94%	0 0.00%	219 53.94%
REP	Norma Hickok-Brummett	187	46.06%	0 0.00%	187 46.06%
	Cast Votes:	406	94.86%	0 0.00%	406 94.86%
	Over Votes:	0	0.00%	0 0.00%	0 0.00%
	Under Votes:	22	5.14%	0 0.00%	22 5.14%
<b>SKAGIT COUNTY CLERK, Vote For 1</b>					
DEM	Nancy Scott	322	100.00%	0 0.00%	322 100.00%
	Cast Votes:	322	75.23%	0 0.00%	322 75.23%
	Over Votes:	0	0.00%	0 0.00%	0 0.00%
	Under Votes:	106	24.77%	0 0.00%	106 24.77%



200611290246  
 Skagit County Auditor  
 11/29/2006 Page 395 of 584 2:34PM

**Precinct Report — Official**

**PRIMARY ELECTION — SKAGIT COUNTY WASHINGTON 2006 GENERAL ELECTION — November 07, 2006**

Page 380 of 568

11/29/2006 12:46 PM

Total Number of Voters : 41,641 of 59,998 = 69.40%

Precincts Reporting 118 of 118 = 100.00%

Party	Candidate	Early	Election	Total			
<b>Precinct 303 (Ballots Cast: 428)</b>							
<b>SKAGIT COUNTY COMMISSIONER DISTRICT 3, Vote For 1</b>							
DEM	Sharon D. Dillon	257	62.99%	0	0.00%	257	62.99%
REP	Ted W. Anderson	151	37.01%	0	0.00%	151	37.01%
	<b>Cast Votes:</b>	<b>408</b>	<b>95.33%</b>	<b>0</b>	<b>0.00%</b>	<b>408</b>	<b>95.33%</b>
	<b>Over Votes:</b>	<b>0</b>	<b>0.00%</b>	<b>0</b>	<b>0.00%</b>	<b>0</b>	<b>0.00%</b>
	<b>Under Votes:</b>	<b>20</b>	<b>4.67%</b>	<b>0</b>	<b>0.00%</b>	<b>20</b>	<b>4.67%</b>
<b>SKAGIT COUNTY CORONER, Vote For 1</b>							
DEM	Daniel Dempsey	332	100.00%	0	0.00%	332	100.00%
	<b>Cast Votes:</b>	<b>332</b>	<b>77.57%</b>	<b>0</b>	<b>0.00%</b>	<b>332</b>	<b>77.57%</b>
	<b>Over Votes:</b>	<b>0</b>	<b>0.00%</b>	<b>0</b>	<b>0.00%</b>	<b>0</b>	<b>0.00%</b>
	<b>Under Votes:</b>	<b>96</b>	<b>22.43%</b>	<b>0</b>	<b>0.00%</b>	<b>96</b>	<b>22.43%</b>
<b>SKAGIT COUNTY PROSECUTING ATTORNEY, Vote For 1</b>							
DEM	Rich Weyrich	244	60.10%	0	0.00%	244	60.10%
REP	Tom Seguire	162	39.90%	0	0.00%	162	39.90%
	<b>Cast Votes:</b>	<b>406</b>	<b>94.86%</b>	<b>0</b>	<b>0.00%</b>	<b>406</b>	<b>94.86%</b>
	<b>Over Votes:</b>	<b>0</b>	<b>0.00%</b>	<b>0</b>	<b>0.00%</b>	<b>0</b>	<b>0.00%</b>
	<b>Under Votes:</b>	<b>22</b>	<b>5.14%</b>	<b>0</b>	<b>0.00%</b>	<b>22</b>	<b>5.14%</b>
<b>SKAGIT COUNTY SHERIFF, Vote For 1</b>							
DEM	Rick Grimstead	243	60.90%	0	0.00%	243	60.90%
REP	Dave Corrian	156	39.10%	0	0.00%	156	39.10%
	<b>Cast Votes:</b>	<b>399</b>	<b>93.22%</b>	<b>0</b>	<b>0.00%</b>	<b>399</b>	<b>93.22%</b>
	<b>Over Votes:</b>	<b>0</b>	<b>0.00%</b>	<b>0</b>	<b>0.00%</b>	<b>0</b>	<b>0.00%</b>
	<b>Under Votes:</b>	<b>29</b>	<b>6.78%</b>	<b>0</b>	<b>0.00%</b>	<b>29</b>	<b>6.78%</b>
<b>SKAGIT COUNTY TREASURER, Vote For 1</b>							
REP	Katie Jungquist	323	100.00%	0	0.00%	323	100.00%
	<b>Cast Votes:</b>	<b>323</b>	<b>75.47%</b>	<b>0</b>	<b>0.00%</b>	<b>323</b>	<b>75.47%</b>
	<b>Over Votes:</b>	<b>0</b>	<b>0.00%</b>	<b>0</b>	<b>0.00%</b>	<b>0</b>	<b>0.00%</b>
	<b>Under Votes:</b>	<b>105</b>	<b>24.53%</b>	<b>0</b>	<b>0.00%</b>	<b>105</b>	<b>24.53%</b>
<b>STATE SUPREME COURT JUSTICE POSITION #2, Vote For 1</b>							
	Susan Owens	241	65.31%	0	0.00%	241	65.31%
	Stephen Johnson	128	34.69%	0	0.00%	128	34.69%
	<b>Cast Votes:</b>	<b>369</b>	<b>86.21%</b>	<b>0</b>	<b>0.00%</b>	<b>369</b>	<b>86.21%</b>
	<b>Over Votes:</b>	<b>0</b>	<b>0.00%</b>	<b>0</b>	<b>0.00%</b>	<b>0</b>	<b>0.00%</b>
	<b>Under Votes:</b>	<b>59</b>	<b>13.79%</b>	<b>0</b>	<b>0.00%</b>	<b>59</b>	<b>13.79%</b>



200611290246

Skagit County Auditor

**Precinct Report — Official**

**PRIMARY ELECTION — SKAGIT COUNTY WASHINGTON 2006 GENERAL ELECTION — November 07, 2006**

Page 381 of 568

11/29/2006 12:46 PM

Precincts Reporting 118 of 118 = 100.00%

Total Number of Voters : 41,641 of 59,998 = 69.40%

Party	Candidate	Early	Election	Total
<b>Precinct 303 (Ballots Cast: 428)</b>				
<b>STATE SUPREME COURT JUSTICE POSITION #8, Vote For 1</b>				
	Gerry L. Alexander	296 100.00%	0 0.00%	296 100.00%
	Cast Votes:	296 69.16%	0 0.00%	296 69.16%
	Over Votes:	0 0.00%	0 0.00%	0 0.00%
	Under Votes:	132 30.84%	0 0.00%	132 30.84%
<b>STATE SUPREME COURT JUSTICE POSITION #9, Vote For 1</b>				
	Tom Chambers	299 100.00%	0 0.00%	299 100.00%
	Cast Votes:	299 69.86%	0 0.00%	299 69.86%
	Over Votes:	0 0.00%	0 0.00%	0 0.00%
	Under Votes:	129 30.14%	0 0.00%	129 30.14%
<b>COURT OF APPEALS DIVISION I DISTRICT #3 POSITION #1, Vote For 1</b>				
	Mary Kay Becker	302 100.00%	0 0.00%	302 100.00%
	Cast Votes:	302 70.56%	0 0.00%	302 70.56%
	Over Votes:	0 0.00%	0 0.00%	0 0.00%
	Under Votes:	126 29.44%	0 0.00%	126 29.44%
<b>DISTRICT COURT JUDGE POSITION 1, Vote For 1</b>				
	Warren M. Gilbert	200 55.87%	0 0.00%	200 55.87%
	Colleen Kenimond	158 44.13%	0 0.00%	158 44.13%
	Cast Votes:	358 83.64%	0 0.00%	358 83.64%
	Over Votes:	0 0.00%	0 0.00%	0 0.00%
	Under Votes:	70 16.36%	0 0.00%	70 16.36%
<b>DISTRICT COURT JUDGE POSITION 2, Vote For 1</b>				
	David A. Svaren	286 100.00%	0 0.00%	286 100.00%
	Cast Votes:	286 66.82%	0 0.00%	286 66.82%
	Over Votes:	0 0.00%	0 0.00%	0 0.00%
	Under Votes:	142 33.18%	0 0.00%	142 33.18%
<b>PUBLIC UTILITY DISTRICT COMMISSIONER NO. 2, Vote For 1</b>				
	Robbie Robertson	178 56.33%	0 0.00%	178 56.33%
	Michael C. Newman	138 43.67%	0 0.00%	138 43.67%
	Cast Votes:	316 73.83%	0 0.00%	316 73.83%
	Over Votes:	0 0.00%	0 0.00%	0 0.00%
	Under Votes:	112 26.17%	0 0.00%	112 26.17%



200611290246  
Skagit County Auditor

11/29/2006 Page 397 of 584 2:34PM

**Precinct Report — Official**

**PRIMARY ELECTION — SKAGIT COUNTY WASHINGTON 2006 GENERAL ELECTION — November 07, 2006**

Page 382 of 568

11/29/2006 12:46 PM

Total Number of Voters : 41,641 of 59,998 = 69.40%

Precincts Reporting 118 of 118 = 100.00%

Party	Candidate	Early	Election	Total
-------	-----------	-------	----------	-------

**Precinct 303 (Ballots Cast: 428)**

**SKAGIT COUNTY BOARD OF COMMISSIONERS PROPOSITION NO. 2 FLUORIDATION ADVISORY MEASURE, Vote For 1**

Yes	206	50.74%	0	0.00%	206	50.74%
No	200	49.26%	0	0.00%	200	49.26%
<b>Cast Votes:</b>	<b>406</b>	<b>94.86%</b>	<b>0</b>	<b>0.00%</b>	<b>406</b>	<b>94.86%</b>
<b>Over Votes:</b>	<b>0</b>	<b>0.00%</b>	<b>0</b>	<b>0.00%</b>	<b>0</b>	<b>0.00%</b>
<b>Under Votes:</b>	<b>22</b>	<b>5.14%</b>	<b>0</b>	<b>0.00%</b>	<b>22</b>	<b>5.14%</b>

11/29/2006 Page 398 of 584 2:34PM

200611290246

Skagit County Auditor



Precinct Report — Official

PRIMARY ELECTION — SKAGIT COUNTY WASHINGTON 2006 GENERAL ELECTION — November 07, 2006

Page 383 of 568

11/29/2006 12:46 PM

Total Number of Voters : 41,641 of 59,998 = 69.40%

Precincts Reporting 118 of 118 = 100.00%

Party	Candidate	Early	Election	Total
-------	-----------	-------	----------	-------

Precinct 304 (Ballots Cast: 691)

<b>INITIATIVE MEASURE NO. 920, Vote For 1</b>							
Yes		206	31.94%	0	0.00%	206	31.94%
No		439	68.06%	0	0.00%	439	68.06%
	Cast Votes:	645	93.34%	0	0.00%	645	93.34%
	Over Votes:	0	0.00%	0	0.00%	0	0.00%
	Under Votes:	46	6.66%	0	0.00%	46	6.66%
<b>INITIATIVE MEASURE NO. 933, Vote For 1</b>							
Yes		172	26.38%	0	0.00%	172	26.38%
No		480	73.62%	0	0.00%	480	73.62%
	Cast Votes:	652	94.36%	0	0.00%	652	94.36%
	Over Votes:	0	0.00%	0	0.00%	0	0.00%
	Under Votes:	39	5.64%	0	0.00%	39	5.64%
<b>INITIATIVE MEASURE NO. 937, Vote For 1</b>							
Yes		299	47.01%	0	0.00%	299	47.01%
No		337	52.99%	0	0.00%	337	52.99%
	Cast Votes:	636	92.04%	0	0.00%	636	92.04%
	Over Votes:	0	0.00%	0	0.00%	0	0.00%
	Under Votes:	55	7.96%	0	0.00%	55	7.96%
<b>HOUSE JOINT RESOLUTION 4223, Vote For 1</b>							
Approved		460	72.33%	0	0.00%	460	72.33%
Rejected		176	27.67%	0	0.00%	176	27.67%
	Cast Votes:	636	92.04%	0	0.00%	636	92.04%
	Over Votes:	0	0.00%	0	0.00%	0	0.00%
	Under Votes:	55	7.96%	0	0.00%	55	7.96%
<b>PROPOSITION NO. 1 Emergency Medical Services Levy (Skagit County Medic 1), Vote For 1</b>							
Yes		420	65.52%	0	0.00%	420	65.52%
No		221	34.48%	0	0.00%	221	34.48%
	Cast Votes:	641	92.76%	0	0.00%	641	92.76%
	Over Votes:	0	0.00%	0	0.00%	0	0.00%
	Under Votes:	50	7.24%	0	0.00%	50	7.24%
<b>UNITED STATES SENATOR, Vote For 1</b>							
DEM	Maria Cantwell	333	48.76%	0	0.00%	333	48.76%
REP	Mike McGavick	325	47.58%	0	0.00%	325	47.58%
LIB	Bruce Guthrie	9	1.32%	0	0.00%	9	1.32%
IND	Robin Adair	9	1.32%	0	0.00%	9	1.32%
GRE	Aaron Dixon	7	1.02%	0	0.00%	7	1.02%
	Cast Votes:	683	98.84%	0	0.00%	683	98.84%
	Over Votes:	0	0.00%	0	0.00%	0	0.00%
	Under Votes:	8	1.16%	0	0.00%	8	1.16%



200611290246  
Skagit County Auditor

11/29/2006 Page 399 of 584 2:34PM



Precinct Report — Official

PRIMARY ELECTION — SKAGIT COUNTY WASHINGTON 2006 GENERAL ELECTION — November 07, 2006

Page 384 of 568

11/29/2006 12:46 PM

Total Number of Voters : 41,641 of 59,998 = 69.40%

Precincts Reporting 118 of 118 = 100.00%

Party	Candidate	Early	Election	Total	
<b>Precinct 304 (Ballots Cast: 691)</b>					
<b>UNITED STATES REPRESENTATIVE DISTRICT #2, Vote For 1</b>					
DEM	Rick Larsen	429	63.09%	0 0.00%	429 63.09%
REP	Doug Roulstone	251	36.91%	0 0.00%	251 36.91%
	Cast Votes:	680	98.41%	0 0.00%	680 98.41%
	Over Votes:	0	0.00%	0 0.00%	0 0.00%
	Under Votes:	11	1.59%	0 0.00%	11 1.59%
<b>STATE REPRESENTATIVE DISTRICT #40 POSITION #1, Vote For 1</b>					
DEM	Dave Quall	472	71.73%	0 0.00%	472 71.73%
REP	Yoshe Revelle	186	28.27%	0 0.00%	186 28.27%
	Cast Votes:	658	95.22%	0 0.00%	658 95.22%
	Over Votes:	0	0.00%	0 0.00%	0 0.00%
	Under Votes:	33	4.78%	0 0.00%	33 4.78%
<b>STATE REPRESENTATIVE DISTRICT #40 POSITION #2, Vote For 1</b>					
DEM	Jeff Morris	511	100.00%	0 0.00%	511 100.00%
	Cast Votes:	511	73.95%	0 0.00%	511 73.95%
	Over Votes:	0	0.00%	0 0.00%	0 0.00%
	Under Votes:	180	26.05%	0 0.00%	180 26.05%
<b>SKAGIT COUNTY ASSESSOR, Vote For 1</b>					
REP	Mark Leander	500	100.00%	0 0.00%	500 100.00%
	Cast Votes:	500	72.36%	0 0.00%	500 72.36%
	Over Votes:	1	0.14%	0 0.00%	1 0.14%
	Under Votes:	190	27.50%	0 0.00%	190 27.50%
<b>SKAGIT COUNTY AUDITOR, Vote For 1</b>					
DEM	Jeanne Youngquist	324	48.94%	0 0.00%	324 48.94%
REP	Norma Hickok-Brummett	338	51.06%	0 0.00%	338 51.06%
	Cast Votes:	662	95.80%	0 0.00%	662 95.80%
	Over Votes:	0	0.00%	0 0.00%	0 0.00%
	Under Votes:	29	4.20%	0 0.00%	29 4.20%
<b>SKAGIT COUNTY CLERK, Vote For 1</b>					
DEM	Nancy Scott	498	100.00%	0 0.00%	498 100.00%
	Cast Votes:	498	72.07%	0 0.00%	498 72.07%
	Over Votes:	0	0.00%	0 0.00%	0 0.00%
	Under Votes:	193	27.93%	0 0.00%	193 27.93%



200611290246

Skagit County Auditor

Precinct Report — Official

PRIMARY ELECTION — SKAGIT COUNTY WASHINGTON 2006 GENERAL ELECTION — November 07, 2006

Page 385 of 568

11/29/2006 12:46 PM

Total Number of Voters : 41,641 of 59,998 = 69.40%

Precincts Reporting 118 of 118 = 100.00%

Party	Candidate	Early		Election		Total	
<b>Precinct 304 (Ballots Cast: 691)</b>							
<b>SKAGIT COUNTY COMMISSIONER DISTRICT 3, Vote For 1</b>							
DEM	Sharon D. Dillon	387	58.11%	0	0.00%	387	58.11%
REP	Ted W. Anderson	279	41.89%	0	0.00%	279	41.89%
	Cast Votes:	666	96.38%	0	0.00%	666	96.38%
	Over Votes:	1	0.14%	0	0.00%	1	0.14%
	Under Votes:	24	3.47%	0	0.00%	24	3.47%
<b>SKAGIT COUNTY CORONER, Vote For 1</b>							
DEM	Daniel Dempsey	514	100.00%	0	0.00%	514	100.00%
	Cast Votes:	514	74.38%	0	0.00%	514	74.38%
	Over Votes:	0	0.00%	0	0.00%	0	0.00%
	Under Votes:	177	25.62%	0	0.00%	177	25.62%
<b>SKAGIT COUNTY PROSECUTING ATTORNEY, Vote For 1</b>							
DEM	Rich Weyrich	372	56.11%	0	0.00%	372	56.11%
REP	Tom Seguine	291	43.89%	0	0.00%	291	43.89%
	Cast Votes:	663	95.95%	0	0.00%	663	95.95%
	Over Votes:	0	0.00%	0	0.00%	0	0.00%
	Under Votes:	28	4.05%	0	0.00%	28	4.05%
<b>SKAGIT COUNTY SHERIFF, Vote For 1</b>							
DEM	Rick Grimstead	332	50.92%	0	0.00%	332	50.92%
REP	Dave Corrion	320	49.08%	0	0.00%	320	49.08%
	Cast Votes:	652	94.36%	0	0.00%	652	94.36%
	Over Votes:	0	0.00%	0	0.00%	0	0.00%
	Under Votes:	39	5.64%	0	0.00%	39	5.64%
<b>SKAGIT COUNTY TREASURER, Vote For 1</b>							
REP	Katie Jungquist	529	100.00%	0	0.00%	529	100.00%
	Cast Votes:	529	76.56%	0	0.00%	529	76.56%
	Over Votes:	0	0.00%	0	0.00%	0	0.00%
	Under Votes:	162	23.44%	0	0.00%	162	23.44%
<b>STATE SUPREME COURT JUSTICE POSITION #2, Vote For 1</b>							
	Susan Owens	339	60.00%	0	0.00%	339	60.00%
	Stephen Johnson	226	40.00%	0	0.00%	226	40.00%
	Cast Votes:	565	81.77%	0	0.00%	565	81.77%
	Over Votes:	0	0.00%	0	0.00%	0	0.00%
	Under Votes:	126	18.23%	0	0.00%	126	18.23%



200611290246  
Skagit County Auditor

11/29/2006 Page 401 of 584 2:34PM

Precinct Report — Official

PRIMARY ELECTION — SKAGIT COUNTY WASHINGTON 2006 GENERAL ELECTION — November 07, 2006


Page 386 of 568

11/29/2006 12:46 PM

Total Number of Voters : 41,641 of 59,998 = 69.40%

Precincts Reporting 118 of 118 = 100.00%

Party	Candidate	Early	Election	Total
<b>Precinct 304 (Ballots Cast: 691)</b>				
<b>STATE SUPREME COURT JUSTICE POSITION #8, Vote For 1</b>				
	Gerry L. Alexander	451 100.00%	0 0.00%	451 100.00%
	Cast Votes:	451 65.27%	0 0.00%	451 65.27%
	Over Votes:	0 0.00%	0 0.00%	0 0.00%
	Under Votes:	240 34.73%	0 0.00%	240 34.73%
<b>STATE SUPREME COURT JUSTICE POSITION #9, Vote For 1</b>				
	Tom Chambers	458 100.00%	0 0.00%	458 100.00%
	Cast Votes:	458 66.28%	0 0.00%	458 66.28%
	Over Votes:	0 0.00%	0 0.00%	0 0.00%
	Under Votes:	233 33.72%	0 0.00%	233 33.72%
<b>COURT OF APPEALS DIVISION I DISTRICT #3 POSITION #1, Vote For 1</b>				
	Mary Kay Becker	462 100.00%	0 0.00%	462 100.00%
	Cast Votes:	462 66.86%	0 0.00%	462 66.86%
	Over Votes:	0 0.00%	0 0.00%	0 0.00%
	Under Votes:	229 33.14%	0 0.00%	229 33.14%
<b>DISTRICT COURT JUDGE POSITION 1, Vote For 1</b>				
	Warren M. Gilbert	328 57.54%	0 0.00%	328 57.54%
	Colleen Kenimond	242 42.46%	0 0.00%	242 42.46%
	Cast Votes:	570 82.49%	0 0.00%	570 82.49%
	Over Votes:	0 0.00%	0 0.00%	0 0.00%
	Under Votes:	121 17.51%	0 0.00%	121 17.51%
<b>DISTRICT COURT JUDGE POSITION 2, Vote For 1</b>				
	David A. Svaren	443 100.00%	0 0.00%	443 100.00%
	Cast Votes:	443 64.11%	0 0.00%	443 64.11%
	Over Votes:	0 0.00%	0 0.00%	0 0.00%
	Under Votes:	248 35.89%	0 0.00%	248 35.89%
<b>PUBLIC UTILITY DISTRICT COMMISSIONER NO. 2, Vote For 1</b>				
	Robbie Robertson	266 54.18%	0 0.00%	266 54.18%
	Michael C. Newman	225 45.82%	0 0.00%	225 45.82%
	Cast Votes:	491 71.06%	0 0.00%	491 71.06%
	Over Votes:	0 0.00%	0 0.00%	0 0.00%
	Under Votes:	200 28.94%	0 0.00%	200 28.94%



200611290246

Skagit County Auditor

Precinct Report — Official

PRIMARY ELECTION — SKAGIT COUNTY WASHINGTON 2006 GENERAL ELECTION — November 07, 2006

Page 387 of 568

11/29/2006 12:46 PM

Total Number of Voters : 41,641 of 59,998 = 69.40%

Precincts Reporting 118 of 118 = 100.00%

Party	Candidate	Early	Election	Total
-------	-----------	-------	----------	-------

Precinct 304 (Ballots Cast: 691)

SKAGIT COUNTY BOARD OF COMMISSIONERS PROPOSITION NO. 2 FLUORIDATION ADVISORY MEASURE, Vote For 1

Yes	329	50.93%	0	0.00%	329	50.93%
No	317	49.07%	0	0.00%	317	49.07%
Cast Votes:	646	93.49%	0	0.00%	646	93.49%
Over Votes:	0	0.00%	0	0.00%	0	0.00%
Under Votes:	45	6.51%	0	0.00%	45	6.51%



200611290246  
Skagit County Auditor

11/29/2006 Page 403 of 584 2:34PM

Precinct Report — Official

PRIMARY ELECTION — SKAGIT COUNTY WASHINGTON 2006 GENERAL ELECTION — November 07, 2006

Total Number of Voters : 41,641 of 59,998 = 69.40%


Precincts Reporting 118 of 118 = 100.00%

Party	Candidate	Early	Election	Total
-------	-----------	-------	----------	-------

Precinct 305 (Ballots Cast: 55)

<b>INITIATIVE MEASURE NO. 920, Vote For 1</b>							
Yes		16	29.63%	0	0.00%	16	29.63%
No		38	70.37%	0	0.00%	38	70.37%
	Cast Votes:	54	98.18%	0	0.00%	54	98.18%
	Over Votes:	0	0.00%	0	0.00%	0	0.00%
	Under Votes:	1	1.82%	0	0.00%	1	1.82%
<b>INITIATIVE MEASURE NO. 933, Vote For 1</b>							
Yes		15	27.78%	0	0.00%	15	27.78%
No		39	72.22%	0	0.00%	39	72.22%
	Cast Votes:	54	98.18%	0	0.00%	54	98.18%
	Over Votes:	0	0.00%	0	0.00%	0	0.00%
	Under Votes:	1	1.82%	0	0.00%	1	1.82%
<b>INITIATIVE MEASURE NO. 937, Vote For 1</b>							
Yes		21	39.62%	0	0.00%	21	39.62%
No		32	60.38%	0	0.00%	32	60.38%
	Cast Votes:	53	96.36%	0	0.00%	53	96.36%
	Over Votes:	0	0.00%	0	0.00%	0	0.00%
	Under Votes:	2	3.64%	0	0.00%	2	3.64%
<b>HOUSE JOINT RESOLUTION 4223, Vote For 1</b>							
Approved		37	71.15%	0	0.00%	37	71.15%
Rejected		15	28.85%	0	0.00%	15	28.85%
	Cast Votes:	52	94.55%	0	0.00%	52	94.55%
	Over Votes:	0	0.00%	0	0.00%	0	0.00%
	Under Votes:	3	5.45%	0	0.00%	3	5.45%
<b>PROPOSITION NO. 1 Emergency Medical Services Levy (Skagit County Medic 1), Vote For 1</b>							
Yes		31	59.62%	0	0.00%	31	59.62%
No		21	40.38%	0	0.00%	21	40.38%
	Cast Votes:	52	94.55%	0	0.00%	52	94.55%
	Over Votes:	0	0.00%	0	0.00%	0	0.00%
	Under Votes:	3	5.45%	0	0.00%	3	5.45%
<b>UNITED STATES SENATOR, Vote For 1</b>							
DEM	Maria Cantwell	31	56.36%	0	0.00%	31	56.36%
REP	Mike McGavick	17	30.91%	0	0.00%	17	30.91%
LIB	Bruce Guthrie	2	3.64%	0	0.00%	2	3.64%
IND	Robin Adair	4	7.27%	0	0.00%	4	7.27%
GRE	Aaron Dixon	1	1.82%	0	0.00%	1	1.82%
	Cast Votes:	55	100.00%	0	0.00%	55	100.00%
	Over Votes:	0	0.00%	0	0.00%	0	0.00%
	Under Votes:	0	0.00%	0	0.00%	0	0.00%

11/29/2006 Page 404 of 584 2:34PM



Precinct Report — Official

PRIMARY ELECTION — SKAGIT COUNTY WASHINGTON 2006 GENERAL ELECTION — November 07, 2006

Page 389 of 568

11/29/2006 12:46 PM

Total Number of Voters : 41,641 of 59,998 = 69.40%

Precincts Reporting 118 of 118 = 100.00%

Party	Candidate	Early	Election	Total
-------	-----------	-------	----------	-------

Precinct 305 (Ballots Cast: 55)

UNITED STATES REPRESENTATIVE DISTRICT #2, Vote For 1

DEM	Rick Larsen	38	70.37%	0	0.00%	38	70.37%
REP	Doug Roulstone	16	29.63%	0	0.00%	16	29.63%
Cast Votes:		54	98.18%	0	0.00%	54	98.18%
Over Votes:		0	0.00%	0	0.00%	0	0.00%
Under Votes:		1	1.82%	0	0.00%	1	1.82%

STATE REPRESENTATIVE DISTRICT #10 POSITION #1, Vote For 1

REP	Chris Strow	44	100.00%	0	0.00%	44	100.00%
Cast Votes:		44	80.00%	0	0.00%	44	80.00%
Over Votes:		0	0.00%	0	0.00%	0	0.00%
Under Votes:		11	20.00%	0	0.00%	11	20.00%

STATE REPRESENTATIVE DISTRICT #10 POSITION #2, Vote For 1

DEM	Tim Knue	32	59.26%	0	0.00%	32	59.26%
REP	Barbara Bailey	22	40.74%	0	0.00%	22	40.74%
Cast Votes:		54	98.18%	0	0.00%	54	98.18%
Over Votes:		0	0.00%	0	0.00%	0	0.00%
Under Votes:		1	1.82%	0	0.00%	1	1.82%

SKAGIT COUNTY ASSESSOR, Vote For 1

REP	Mark Leander	42	100.00%	0	0.00%	42	100.00%
Cast Votes:		42	76.36%	0	0.00%	42	76.36%
Over Votes:		0	0.00%	0	0.00%	0	0.00%
Under Votes:		13	23.64%	0	0.00%	13	23.64%

SKAGIT COUNTY AUDITOR, Vote For 1

DEM	Jeanne Youngquist	25	46.30%	0	0.00%	25	46.30%
REP	Norma Hickok-Brummett	29	53.70%	0	0.00%	29	53.70%
Cast Votes:		54	98.18%	0	0.00%	54	98.18%
Over Votes:		0	0.00%	0	0.00%	0	0.00%
Under Votes:		1	1.82%	0	0.00%	1	1.82%

SKAGIT COUNTY CLERK, Vote For 1

DEM	Nancy Scott	49	100.00%	0	0.00%	49	100.00%
Cast Votes:		49	89.09%	0	0.00%	49	89.09%
Over Votes:		0	0.00%	0	0.00%	0	0.00%
Under Votes:		6	10.91%	0	0.00%	6	10.91%



200611290246  
Skagit County Auditor

11/29/2006 Page 405 of 584 2:34PM

**Precinct Report — Official**

**PRIMARY ELECTION — SKAGIT COUNTY WASHINGTON 2006 GENERAL ELECTION — November 07, 2006**

Page 390 of 568

11/29/2006 12:46 PM

Total Number of Voters : 41,641 of 59,998 = 69.40%

Precincts Reporting 118 of 118 = 100.00%

Party	Candidate	Early	Election	Total
<b>Precinct 305 (Ballots Cast: 55)</b>				
<b>SKAGIT COUNTY COMMISSIONER DISTRICT 3, Vote For 1</b>				
DEM	Sharon D. Dillon	29	54.72%	29 54.72%
REP	Ted W. Anderson	24	45.28%	24 45.28%
	<b>Cast Votes:</b>	53	96.36%	53 96.36%
	<b>Over Votes:</b>	0	0.00%	0 0.00%
	<b>Under Votes:</b>	2	3.64%	2 3.64%
<b>SKAGIT COUNTY CORONER, Vote For 1</b>				
DEM	Daniel Dempsey	48	100.00%	48 100.00%
	<b>Cast Votes:</b>	48	87.27%	48 87.27%
	<b>Over Votes:</b>	0	0.00%	0 0.00%
	<b>Under Votes:</b>	7	12.73%	7 12.73%
<b>SKAGIT COUNTY PROSECUTING ATTORNEY, Vote For 1</b>				
DEM	Rich Weyrich	32	59.26%	32 59.26%
REP	Tom Seguire	22	40.74%	22 40.74%
	<b>Cast Votes:</b>	54	98.18%	54 98.18%
	<b>Over Votes:</b>	0	0.00%	0 0.00%
	<b>Under Votes:</b>	1	1.82%	1 1.82%
<b>SKAGIT COUNTY SHERIFF, Vote For 1</b>				
DEM	Rick Grimstead	25	46.30%	25 46.30%
REP	Dave Corrion	29	53.70%	29 53.70%
	<b>Cast Votes:</b>	54	98.18%	54 98.18%
	<b>Over Votes:</b>	0	0.00%	0 0.00%
	<b>Under Votes:</b>	1	1.82%	1 1.82%
<b>SKAGIT COUNTY TREASURER, Vote For 1</b>				
REP	Katie Jungquist	46	100.00%	46 100.00%
	<b>Cast Votes:</b>	46	83.64%	46 83.64%
	<b>Over Votes:</b>	0	0.00%	0 0.00%
	<b>Under Votes:</b>	9	16.36%	9 16.36%
<b>STATE SUPREME COURT JUSTICE POSITION #2, Vote For 1</b>				
	Susan Owens	39	76.47%	39 76.47%
	Stephen Johnson	12	23.53%	12 23.53%
	<b>Cast Votes:</b>	51	92.73%	51 92.73%
	<b>Over Votes:</b>	0	0.00%	0 0.00%
	<b>Under Votes:</b>	4	7.27%	4 7.27%



200611290246

Skagit County Auditor

**Precinct Report — Official**

**PRIMARY ELECTION — SKAGIT COUNTY WASHINGTON 2006 GENERAL ELECTION — November 07, 2006**

Page 391 of 568

11/29/2006 12:46 PM

Total Number of Voters : 41,641 of 59,998 = 69.40%

Precincts Reporting 118 of 118 = 100.00%

Party	Candidate	Early	Election	Total
<b>Precinct 305 (Ballots Cast: 55)</b>				
<b>STATE SUPREME COURT JUSTICE POSITION #8, Vote For 1</b>				
	Gerry L. Alexander	46 100.00%	0 0.00%	46 100.00%
	Cast Votes:	46 83.64%	0 0.00%	46 83.64%
	Over Votes:	0 0.00%	0 0.00%	0 0.00%
	Under Votes:	9 16.36%	0 0.00%	9 16.36%
<b>STATE SUPREME COURT JUSTICE POSITION #9, Vote For 1</b>				
	Tom Chambers	48 100.00%	0 0.00%	48 100.00%
	Cast Votes:	48 87.27%	0 0.00%	48 87.27%
	Over Votes:	0 0.00%	0 0.00%	0 0.00%
	Under Votes:	7 12.73%	0 0.00%	7 12.73%
<b>COURT OF APPEALS DIVISION I DISTRICT #3 POSITION #1, Vote For 1</b>				
	Mary Kay Becker	44 100.00%	0 0.00%	44 100.00%
	Cast Votes:	44 80.00%	0 0.00%	44 80.00%
	Over Votes:	0 0.00%	0 0.00%	0 0.00%
	Under Votes:	11 20.00%	0 0.00%	11 20.00%
<b>DISTRICT COURT JUDGE POSITION 1, Vote For 1</b>				
	Warren M. Gilbert	15 34.88%	0 0.00%	15 34.88%
	Colleen Kenimond	28 65.12%	0 0.00%	28 65.12%
	Cast Votes:	43 78.18%	0 0.00%	43 78.18%
	Over Votes:	0 0.00%	0 0.00%	0 0.00%
	Under Votes:	12 21.82%	0 0.00%	12 21.82%
<b>DISTRICT COURT JUDGE POSITION 2, Vote For 1</b>				
	David A. Svaren	43 100.00%	0 0.00%	43 100.00%
	Cast Votes:	43 78.18%	0 0.00%	43 78.18%
	Over Votes:	0 0.00%	0 0.00%	0 0.00%
	Under Votes:	12 21.82%	0 0.00%	12 21.82%
<b>PUBLIC UTILITY DISTRICT COMMISSIONER NO. 2, Vote For 1</b>				
	Robbie Robertson	24 55.81%	0 0.00%	24 55.81%
	Michael C. Newman	19 44.19%	0 0.00%	19 44.19%
	Cast Votes:	43 78.18%	0 0.00%	43 78.18%
	Over Votes:	0 0.00%	0 0.00%	0 0.00%
	Under Votes:	12 21.82%	0 0.00%	12 21.82%



200611290246

Skagit County Auditor

11/29/2006 Page 407 of 584 2:34PM



Precinct Report — Official

PRIMARY ELECTION — SKAGIT COUNTY WASHINGTON 2006 GENERAL ELECTION — November 07, 2006

Page 392 of 568

11/29/2006 12:46 PM

Total Number of Voters : 41,641 of 59,998 = 69.40%

Precincts Reporting 118 of 118 = 100.00%

Party	Candidate	Early	Election	Total		
<b>Precinct 305 (Ballots Cast: 55)</b>						
SKAGIT COUNTY BOARD OF COMMISSIONERS PROPOSITION NO. 2 FLUORIDATION ADVISORY MEASURE, Vote For 1						
Yes		29	55.77%	0 0.00%	29	55.77%
No		23	44.23%	0 0.00%	23	44.23%
	Cast Votes:	52	94.55%	0 0.00%	52	94.55%
	Over Votes:	0	0.00%	0 0.00%	0	0.00%
	Under Votes:	3	5.45%	0 0.00%	3	5.45%

11/29/2006 Page 408 of 584 2:34PM

Skagit County Auditor

200611290246



# Precinct Report — Official

## PRIMARY ELECTION — SKAGIT COUNTY WASHINGTON 2006 GENERAL ELECTION — November 07, 2006


Page 393 of 568

11/29/2006 12:46 PM

Total Number of Voters : 41,641 of 59,998 = 69.40%

Precincts Reporting 118 of 118 = 100.00%

Party	Candidate	Early	Election	Total	
<b>Precinct 306 (Ballots Cast: 386)</b>					
<b>INITIATIVE MEASURE NO. 920, Vote For 1</b>					
	Yes	92	24.73%	0 0.00%	92 24.73%
	No	280	75.27%	0 0.00%	280 75.27%
	<b>Cast Votes:</b>	<b>372</b>	<b>96.37%</b>	<b>0 0.00%</b>	<b>372 96.37%</b>
	<b>Over Votes:</b>	<b>0</b>	<b>0.00%</b>	<b>0 0.00%</b>	<b>0 0.00%</b>
	<b>Under Votes:</b>	<b>14</b>	<b>3.63%</b>	<b>0 0.00%</b>	<b>14 3.63%</b>
<b>INITIATIVE MEASURE NO. 933, Vote For 1</b>					
	Yes	72	19.30%	0 0.00%	72 19.30%
	No	301	80.70%	0 0.00%	301 80.70%
	<b>Cast Votes:</b>	<b>373</b>	<b>96.63%</b>	<b>0 0.00%</b>	<b>373 96.63%</b>
	<b>Over Votes:</b>	<b>0</b>	<b>0.00%</b>	<b>0 0.00%</b>	<b>0 0.00%</b>
	<b>Under Votes:</b>	<b>13</b>	<b>3.37%</b>	<b>0 0.00%</b>	<b>13 3.37%</b>
<b>INITIATIVE MEASURE NO. 937, Vote For 1</b>					
	Yes	192	52.60%	0 0.00%	192 52.60%
	No	173	47.40%	0 0.00%	173 47.40%
	<b>Cast Votes:</b>	<b>365</b>	<b>94.56%</b>	<b>0 0.00%</b>	<b>365 94.56%</b>
	<b>Over Votes:</b>	<b>0</b>	<b>0.00%</b>	<b>0 0.00%</b>	<b>0 0.00%</b>
	<b>Under Votes:</b>	<b>21</b>	<b>5.44%</b>	<b>0 0.00%</b>	<b>21 5.44%</b>
<b>HOUSE JOINT RESOLUTION 4223, Vote For 1</b>					
	Approved	274	77.40%	0 0.00%	274 77.40%
	Rejected	80	22.60%	0 0.00%	80 22.60%
	<b>Cast Votes:</b>	<b>354</b>	<b>91.71%</b>	<b>0 0.00%</b>	<b>354 91.71%</b>
	<b>Over Votes:</b>	<b>0</b>	<b>0.00%</b>	<b>0 0.00%</b>	<b>0 0.00%</b>
	<b>Under Votes:</b>	<b>32</b>	<b>8.29%</b>	<b>0 0.00%</b>	<b>32 8.29%</b>
<b>PROPOSITION NO. 1 Emergency Medical Services Levy (Skagit County Medic 1), Vote For 1</b>					
	Yes	227	63.94%	0 0.00%	227 63.94%
	No	128	36.06%	0 0.00%	128 36.06%
	<b>Cast Votes:</b>	<b>355</b>	<b>91.97%</b>	<b>0 0.00%</b>	<b>355 91.97%</b>
	<b>Over Votes:</b>	<b>0</b>	<b>0.00%</b>	<b>0 0.00%</b>	<b>0 0.00%</b>
	<b>Under Votes:</b>	<b>31</b>	<b>8.03%</b>	<b>0 0.00%</b>	<b>31 8.03%</b>
<b>UNITED STATES SENATOR, Vote For 1</b>					
DEM	Maria Cantwell	258	68.07%	0 0.00%	258 68.07%
REP	Mike McGavick	104	27.44%	0 0.00%	104 27.44%
LIB	Bruce Guthrie	8	2.11%	0 0.00%	8 2.11%
IND	Robin Adair	4	1.06%	0 0.00%	4 1.06%
GRE	Aaron Dixon	5	1.32%	0 0.00%	5 1.32%
	<b>Cast Votes:</b>	<b>379</b>	<b>98.19%</b>	<b>0 0.00%</b>	<b>379 98.19%</b>
	<b>Over Votes:</b>	<b>0</b>	<b>0.00%</b>	<b>0 0.00%</b>	<b>0 0.00%</b>
	<b>Under Votes:</b>	<b>7</b>	<b>1.81%</b>	<b>0 0.00%</b>	<b>7 1.81%</b>



200611290246  
Skagit County Auditor

11/29/2006 Page 409 of 584 2:34PM

Precinct Report — Official

PRIMARY ELECTION — SKAGIT COUNTY WASHINGTON 2006 GENERAL ELECTION — November 07, 2006

Page 394 of 568

11/29/2006 12:46 PM

Total Number of Voters : 41,641 of 59,998 = 69.40%

Precincts Reporting 118 of 118 = 100.00%

Party	Candidate	Early	Election	Total
<b>Precinct 306 (Ballots Cast: 386)</b>				
<b>UNITED STATES REPRESENTATIVE DISTRICT #2, Vote For 1</b>				
DEM	Rick Larsen	294 78.19%	0 0.00%	294 78.19%
REP	Doug Roulstone	82 21.81%	0 0.00%	82 21.81%
	Cast Votes:	376 97.41%	0 0.00%	376 97.41%
	Over Votes:	0 0.00%	0 0.00%	0 0.00%
	Under Votes:	10 2.59%	0 0.00%	10 2.59%
<b>STATE REPRESENTATIVE DISTRICT #40 POSITION #1, Vote For 1</b>				
DEM	Dave Quall	312 86.43%	0 0.00%	312 86.43%
REP	Yoshe Revelle	49 13.57%	0 0.00%	49 13.57%
	Cast Votes:	361 93.52%	0 0.00%	361 93.52%
	Over Votes:	0 0.00%	0 0.00%	0 0.00%
	Under Votes:	25 6.48%	0 0.00%	25 6.48%
<b>STATE REPRESENTATIVE DISTRICT #40 POSITION #2, Vote For 1</b>				
DEM	Jeff Morris	310 100.00%	0 0.00%	310 100.00%
	Cast Votes:	310 80.31%	0 0.00%	310 80.31%
	Over Votes:	0 0.00%	0 0.00%	0 0.00%
	Under Votes:	76 19.69%	0 0.00%	76 19.69%
<b>SKAGIT COUNTY ASSESSOR, Vote For 1</b>				
REP	Mark Leander	249 100.00%	0 0.00%	249 100.00%
	Cast Votes:	249 64.51%	0 0.00%	249 64.51%
	Over Votes:	0 0.00%	0 0.00%	0 0.00%
	Under Votes:	137 35.49%	0 0.00%	137 35.49%
<b>SKAGIT COUNTY AUDITOR, Vote For 1</b>				
DEM	Jeanne Youngquist	237 64.40%	0 0.00%	237 64.40%
REP	Norma Hickok-Brummett	131 35.60%	0 0.00%	131 35.60%
	Cast Votes:	368 95.34%	0 0.00%	368 95.34%
	Over Votes:	0 0.00%	0 0.00%	0 0.00%
	Under Votes:	18 4.66%	0 0.00%	18 4.66%
<b>SKAGIT COUNTY CLERK, Vote For 1</b>				
DEM	Nancy Scott	296 100.00%	0 0.00%	296 100.00%
	Cast Votes:	296 76.68%	0 0.00%	296 76.68%
	Over Votes:	0 0.00%	0 0.00%	0 0.00%
	Under Votes:	90 23.32%	0 0.00%	90 23.32%



200611290246  
Skagit County Auditor

Precinct Report — Official

PRIMARY ELECTION — SKAGIT COUNTY WASHINGTON 2006 GENERAL ELECTION — November 07, 2006

Page 395 of 568

11/29/2006 12:46 PM

Total Number of Voters : 41,641 of 59,998 = 69.40%

Precincts Reporting 118 of 118 = 100.00%

Party	Candidate	Early	Election	Total
<b>Precinct 306 (Ballots Cast: 386)</b>				
<b>SKAGIT COUNTY COMMISSIONER DISTRICT 3, Vote For 1</b>				
DEM	Sharon D. Dillon	277	74.06%	0 0.00% 277 74.06%
REP	Ted W. Anderson	97	25.94%	0 0.00% 97 25.94%
	Cast Votes:	374	96.89%	0 0.00% 374 96.89%
	Over Votes:	0	0.00%	0 0.00% 0 0.00%
	Under Votes:	12	3.11%	0 0.00% 12 3.11%
<b>SKAGIT COUNTY CORONER, Vote For 1</b>				
DEM	Daniel Dempsey	294	100.00%	0 0.00% 294 100.00%
	Cast Votes:	294	76.17%	0 0.00% 294 76.17%
	Over Votes:	0	0.00%	0 0.00% 0 0.00%
	Under Votes:	92	23.83%	0 0.00% 92 23.83%
<b>SKAGIT COUNTY PROSECUTING ATTORNEY, Vote For 1</b>				
DEM	Rich Weyrich	245	67.12%	0 0.00% 245 67.12%
REP	Tom Seguine	120	32.88%	0 0.00% 120 32.88%
	Cast Votes:	365	94.56%	0 0.00% 365 94.56%
	Over Votes:	0	0.00%	0 0.00% 0 0.00%
	Under Votes:	21	5.44%	0 0.00% 21 5.44%
<b>SKAGIT COUNTY SHERIFF, Vote For 1</b>				
DEM	Rick Grimstead	249	69.17%	0 0.00% 249 69.17%
REP	Dave Corrion	111	30.83%	0 0.00% 111 30.83%
	Cast Votes:	360	93.26%	0 0.00% 360 93.26%
	Over Votes:	0	0.00%	0 0.00% 0 0.00%
	Under Votes:	26	6.74%	0 0.00% 26 6.74%
<b>SKAGIT COUNTY TREASURER, Vote For 1</b>				
REP	Katie Jungquist	260	100.00%	0 0.00% 260 100.00%
	Cast Votes:	260	67.36%	0 0.00% 260 67.36%
	Over Votes:	0	0.00%	0 0.00% 0 0.00%
	Under Votes:	126	32.64%	0 0.00% 126 32.64%
<b>STATE SUPREME COURT JUSTICE POSITION #2, Vote For 1</b>				
	Susan Owens	225	69.88%	0 0.00% 225 69.88%
	Stephen Johnson	97	30.12%	0 0.00% 97 30.12%
	Cast Votes:	322	83.42%	0 0.00% 322 83.42%
	Over Votes:	0	0.00%	0 0.00% 0 0.00%
	Under Votes:	64	16.58%	0 0.00% 64 16.58%

200611290246  
Skagit County Auditor

11/29/2006 Page 411 of 584 2:34PM

Precinct Report — Official

PRIMARY ELECTION — SKAGIT COUNTY WASHINGTON 2006 GENERAL ELECTION — November 07, 2006

Page 396 of 568

11/29/2006 12:46 PM

Total Number of Voters : 41,641 of 59,998 = 69.40%

Precincts Reporting 118 of 118 = 100.00%

Party	Candidate	Early	Election	Total
<b>Precinct 306 (Ballots Cast: 386)</b>				
<b>STATE SUPREME COURT JUSTICE POSITION #8, Vote For 1</b>				
	Gerry L. Alexander	252 100.00%	0 0.00%	252 100.00%
	Cast Votes:	252 65.28%	0 0.00%	252 65.28%
	Over Votes:	0 0.00%	0 0.00%	0 0.00%
	Under Votes:	134 34.72%	0 0.00%	134 34.72%
<b>STATE SUPREME COURT JUSTICE POSITION #9, Vote For 1</b>				
	Tom Chambers	252 100.00%	0 0.00%	252 100.00%
	Cast Votes:	252 65.28%	0 0.00%	252 65.28%
	Over Votes:	0 0.00%	0 0.00%	0 0.00%
	Under Votes:	134 34.72%	0 0.00%	134 34.72%
<b>COURT OF APPEALS DIVISION I DISTRICT #3 POSITION #1, Vote For 1</b>				
	Mary Kay Becker	260 100.00%	0 0.00%	260 100.00%
	Cast Votes:	260 67.36%	0 0.00%	260 67.36%
	Over Votes:	0 0.00%	0 0.00%	0 0.00%
	Under Votes:	126 32.64%	0 0.00%	126 32.64%
<b>DISTRICT COURT JUDGE POSITION 1, Vote For 1</b>				
	Warren M. Gilbert	179 53.59%	0 0.00%	179 53.59%
	Colleen Kenimond	155 46.41%	0 0.00%	155 46.41%
	Cast Votes:	334 86.53%	0 0.00%	334 86.53%
	Over Votes:	0 0.00%	0 0.00%	0 0.00%
	Under Votes:	52 13.47%	0 0.00%	52 13.47%
<b>DISTRICT COURT JUDGE POSITION 2, Vote For 1</b>				
	David A. Svaren	245 100.00%	0 0.00%	245 100.00%
	Cast Votes:	245 63.47%	0 0.00%	245 63.47%
	Over Votes:	0 0.00%	0 0.00%	0 0.00%
	Under Votes:	141 36.53%	0 0.00%	141 36.53%
<b>PUBLIC UTILITY DISTRICT COMMISSIONER NO. 2, Vote For 1</b>				
	Robbie Robertson	170 61.37%	0 0.00%	170 61.37%
	Michael C. Newman	107 38.63%	0 0.00%	107 38.63%
	Cast Votes:	277 71.76%	0 0.00%	277 71.76%
	Over Votes:	0 0.00%	0 0.00%	0 0.00%
	Under Votes:	109 28.24%	0 0.00%	109 28.24%



200611290246

Skagit County Auditor

Precinct Report — Official

PRIMARY ELECTION — SKAGIT COUNTY WASHINGTON 2006 GENERAL ELECTION — November 07, 2006

Page 397 of 568

11/29/2006 12:46 PM

Total Number of Voters : 41,641 of 59,998 = 69.40%

Precincts Reporting 118 of 118 = 100.00%

Party	Candidate	Early	Election	Total
-------	-----------	-------	----------	-------

Precinct 306 (Ballots Cast: 386)

SKAGIT COUNTY BOARD OF COMMISSIONERS PROPOSITION NO. 2 FLUORIDATION ADVISORY MEASURE, Vote For 1							
Yes		212	57.45%	0	0.00%	212	57.45%
No		157	42.55%	0	0.00%	157	42.55%
	Cast Votes:	369	95.60%	0	0.00%	369	95.60%
	Over Votes:	0	0.00%	0	0.00%	0	0.00%
	Under Votes:	17	4.40%	0	0.00%	17	4.40%



200611290246  
Skagit County Auditor

11/29/2006 Page 413 of 584 2:34PM

Precinct Report — Official

PRIMARY ELECTION — SKAGIT COUNTY WASHINGTON 2006 GENERAL ELECTION — November 07, 2006


Total Number of Voters : 41,641 of 59,998 = 69.40%

Precincts Reporting 118 of 118 = 100.00%

Party	Candidate	Early	Election	Total
<b>Precinct 307 (Ballots Cast: 497)</b>				
<b>INITIATIVE MEASURE NO. 920, Vote For 1</b>				
	Yes	141 29.81%	0 0.00%	141 29.81%
	No	332 70.19%	0 0.00%	332 70.19%
	Cast Votes:	473 95.17%	0 0.00%	473 95.17%
	Over Votes:	0 0.00%	0 0.00%	0 0.00%
	Under Votes:	24 4.83%	0 0.00%	24 4.83%
<b>INITIATIVE MEASURE NO. 933, Vote For 1</b>				
	Yes	110 22.92%	0 0.00%	110 22.92%
	No	370 77.08%	0 0.00%	370 77.08%
	Cast Votes:	480 96.58%	0 0.00%	480 96.58%
	Over Votes:	1 0.20%	0 0.00%	1 0.20%
	Under Votes:	16 3.22%	0 0.00%	16 3.22%
<b>INITIATIVE MEASURE NO. 937, Vote For 1</b>				
	Yes	264 58.28%	0 0.00%	264 58.28%
	No	189 41.72%	0 0.00%	189 41.72%
	Cast Votes:	453 91.15%	0 0.00%	453 91.15%
	Over Votes:	0 0.00%	0 0.00%	0 0.00%
	Under Votes:	44 8.85%	0 0.00%	44 8.85%
<b>HOUSE JOINT RESOLUTION 4223, Vote For 1</b>				
	Approved	381 83.19%	0 0.00%	381 83.19%
	Rejected	77 16.81%	0 0.00%	77 16.81%
	Cast Votes:	458 92.15%	0 0.00%	458 92.15%
	Over Votes:	0 0.00%	0 0.00%	0 0.00%
	Under Votes:	39 7.85%	0 0.00%	39 7.85%
<b>PROPOSITION NO. 1 Emergency Medical Services Levy (Skagit County Medic 1), Vote For 1</b>				
	Yes	309 66.17%	0 0.00%	309 66.17%
	No	158 33.83%	0 0.00%	158 33.83%
	Cast Votes:	467 93.96%	0 0.00%	467 93.96%
	Over Votes:	0 0.00%	0 0.00%	0 0.00%
	Under Votes:	30 6.04%	0 0.00%	30 6.04%
<b>UNITED STATES SENATOR, Vote For 1</b>				
DEM	Maria Cantwell	306 62.32%	0 0.00%	306 62.32%
REP	Mike McGavick	167 34.01%	0 0.00%	167 34.01%
LIB	Bruce Guthrie	13 2.65%	0 0.00%	13 2.65%
IND	Robin Adair	3 0.61%	0 0.00%	3 0.61%
GRE	Aaron Dixon	2 0.41%	0 0.00%	2 0.41%
	Cast Votes:	491 98.79%	0 0.00%	491 98.79%
	Over Votes:	0 0.00%	0 0.00%	0 0.00%
	Under Votes:	6 1.21%	0 0.00%	6 1.21%

11/29/2006 Page 414 of 584 2:34PM

Skagit County Auditor  
200611290246



Precinct Report — Official

PRIMARY ELECTION — SKAGIT COUNTY WASHINGTON 2006 GENERAL ELECTION — November 07, 2006

Page 399 of 568

11/29/2006 12:46 PM

Total Number of Voters : 41,641 of 59,998 = 69.40%

Precincts Reporting 118 of 118 = 100.00%

Party	Candidate	Early	Election	Total
<b>Precinct 307 (Ballots Cast: 497)</b>				
<b>UNITED STATES REPRESENTATIVE DISTRICT #2, Vote For 1</b>				
DEM	Rick Larsen	353 72.34%	0 0.00%	353 72.34%
REP	Doug Roulstone	135 27.66%	0 0.00%	135 27.66%
	Cast Votes:	488 98.19%	0 0.00%	488 98.19%
	Over Votes:	0 0.00%	0 0.00%	0 0.00%
	Under Votes:	9 1.81%	0 0.00%	9 1.81%
<b>STATE REPRESENTATIVE DISTRICT #40 POSITION #1, Vote For 1</b>				
DEM	Dave Quall	368 78.30%	0 0.00%	368 78.30%
REP	Yoshe Revelle	102 21.70%	0 0.00%	102 21.70%
	Cast Votes:	470 94.57%	0 0.00%	470 94.57%
	Over Votes:	0 0.00%	0 0.00%	0 0.00%
	Under Votes:	27 5.43%	0 0.00%	27 5.43%
<b>STATE REPRESENTATIVE DISTRICT #40 POSITION #2, Vote For 1</b>				
DEM	Jeff Morris	384 100.00%	0 0.00%	384 100.00%
	Cast Votes:	384 77.26%	0 0.00%	384 77.26%
	Over Votes:	0 0.00%	0 0.00%	0 0.00%
	Under Votes:	113 22.74%	0 0.00%	113 22.74%
<b>SKAGIT COUNTY ASSESSOR, Vote For 1</b>				
REP	Mark Leander	342 100.00%	0 0.00%	342 100.00%
	Cast Votes:	342 68.81%	0 0.00%	342 68.81%
	Over Votes:	0 0.00%	0 0.00%	0 0.00%
	Under Votes:	155 31.19%	0 0.00%	155 31.19%
<b>SKAGIT COUNTY AUDITOR, Vote For 1</b>				
DEM	Jeanne Youngquist	289 60.97%	0 0.00%	289 60.97%
REP	Norma Hickok-Brummett	185 39.03%	0 0.00%	185 39.03%
	Cast Votes:	474 95.37%	0 0.00%	474 95.37%
	Over Votes:	0 0.00%	0 0.00%	0 0.00%
	Under Votes:	23 4.63%	0 0.00%	23 4.63%
<b>SKAGIT COUNTY CLERK, Vote For 1</b>				
DEM	Nancy Scott	376 100.00%	0 0.00%	376 100.00%
	Cast Votes:	376 75.65%	0 0.00%	376 75.65%
	Over Votes:	0 0.00%	0 0.00%	0 0.00%
	Under Votes:	121 24.35%	0 0.00%	121 24.35%



200611290246  
 Skagit County Auditor  
 11/29/2006 Page 415 of 584 2:34PM



Precinct Report — Official

PRIMARY ELECTION — SKAGIT COUNTY WASHINGTON 2006 GENERAL ELECTION — November 07, 2006

Page 400 of 568

11/29/2006 12:46 PM

Total Number of Voters : 41,641 of 59,998 = 69.40%

Precincts Reporting 118 of 118 = 100.00%

Party	Candidate	Early	Election	Total	
<b>Precinct 307 (Ballots Cast: 497)</b>					
<b>SKAGIT COUNTY COMMISSIONER DISTRICT 3, Vote For 1</b>					
DEM	Sharon D. Dillon	348	73.26%	0 0.00%	348 73.26%
REP	Ted W. Anderson	127	26.74%	0 0.00%	127 26.74%
Cast Votes:		475	95.57%	0 0.00%	475 95.57%
Over Votes:		0	0.00%	0 0.00%	0 0.00%
Under Votes:		22	4.43%	0 0.00%	22 4.43%
<b>SKAGIT COUNTY CORONER, Vote For 1</b>					
DEM	Daniel Dempsey	376	100.00%	0 0.00%	376 100.00%
Cast Votes:		376	75.65%	0 0.00%	376 75.65%
Over Votes:		0	0.00%	0 0.00%	0 0.00%
Under Votes:		121	24.35%	0 0.00%	121 24.35%
<b>SKAGIT COUNTY PROSECUTING ATTORNEY, Vote For 1</b>					
DEM	Rich Weyrich	318	67.52%	0 0.00%	318 67.52%
REP	Tom Seguire	153	32.48%	0 0.00%	153 32.48%
Cast Votes:		471	94.77%	0 0.00%	471 94.77%
Over Votes:		0	0.00%	0 0.00%	0 0.00%
Under Votes:		26	5.23%	0 0.00%	26 5.23%
<b>SKAGIT COUNTY SHERIFF, Vote For 1</b>					
DEM	Rick Grimstead	287	61.85%	0 0.00%	287 61.85%
REP	Dave Corrion	177	38.15%	0 0.00%	177 38.15%
Cast Votes:		464	93.36%	0 0.00%	464 93.36%
Over Votes:		0	0.00%	0 0.00%	0 0.00%
Under Votes:		33	6.64%	0 0.00%	33 6.64%
<b>SKAGIT COUNTY TREASURER, Vote For 1</b>					
REP	Katie Jungquist	350	100.00%	0 0.00%	350 100.00%
Cast Votes:		350	70.42%	0 0.00%	350 70.42%
Over Votes:		0	0.00%	0 0.00%	0 0.00%
Under Votes:		147	29.58%	0 0.00%	147 29.58%
<b>STATE SUPREME COURT JUSTICE POSITION #2, Vote For 1</b>					
	Susan Owens	297	70.88%	0 0.00%	297 70.88%
	Stephen Johnson	122	29.12%	0 0.00%	122 29.12%
Cast Votes:		419	84.31%	0 0.00%	419 84.31%
Over Votes:		0	0.00%	0 0.00%	0 0.00%
Under Votes:		78	15.69%	0 0.00%	78 15.69%



200611290246

Skagit County Auditor

**Precinct Report — Official**

**PRIMARY ELECTION — SKAGIT COUNTY WASHINGTON 2006 GENERAL ELECTION — November 07, 2006**

Page 401 of 568

11/29/2006 12:46 PM

Total Number of Voters : 41,641 of 59,998 = 69.40%

Precincts Reporting 118 of 118 = 100.00%

Party	Candidate	Early	Election	Total
-------	-----------	-------	----------	-------

**Precinct 307 (Ballots Cast: 497)**

STATE SUPREME COURT JUSTICE POSITION #8, Vote For 1						
Gerry L. Alexander		337	100.00%	0	0.00%	337 100.00%
Cast Votes:		337	67.81%	0	0.00%	337 67.81%
Over Votes:		0	0.00%	0	0.00%	0 0.00%
Under Votes:		160	32.19%	0	0.00%	160 32.19%
STATE SUPREME COURT JUSTICE POSITION #9, Vote For 1						
Tom Chambers		330	100.00%	0	0.00%	330 100.00%
Cast Votes:		330	66.40%	0	0.00%	330 66.40%
Over Votes:		0	0.00%	0	0.00%	0 0.00%
Under Votes:		167	33.60%	0	0.00%	167 33.60%
COURT OF APPEALS DIVISION I DISTRICT #3 POSITION #1, Vote For 1						
Mary Kay Becker		338	100.00%	0	0.00%	338 100.00%
Cast Votes:		338	68.01%	0	0.00%	338 68.01%
Over Votes:		0	0.00%	0	0.00%	0 0.00%
Under Votes:		159	31.99%	0	0.00%	159 31.99%
DISTRICT COURT JUDGE POSITION 1, Vote For 1						
Warren M. Gilbert		262	59.82%	0	0.00%	262 59.82%
Colleen Kenimond		176	40.18%	0	0.00%	176 40.18%
Cast Votes:		438	88.13%	0	0.00%	438 88.13%
Over Votes:		0	0.00%	0	0.00%	0 0.00%
Under Votes:		59	11.87%	0	0.00%	59 11.87%
DISTRICT COURT JUDGE POSITION 2, Vote For 1						
David A. Svaren		323	100.00%	0	0.00%	323 100.00%
Cast Votes:		323	64.99%	0	0.00%	323 64.99%
Over Votes:		0	0.00%	0	0.00%	0 0.00%
Under Votes:		174	35.01%	0	0.00%	174 35.01%
PUBLIC UTILITY DISTRICT COMMISSIONER NO. 2, Vote For 1						
Robbie Robertson		197	56.61%	0	0.00%	197 56.61%
Michael C. Newman		151	43.39%	0	0.00%	151 43.39%
Cast Votes:		348	70.02%	0	0.00%	348 70.02%
Over Votes:		0	0.00%	0	0.00%	0 0.00%
Under Votes:		149	29.98%	0	0.00%	149 29.98%



200611290246  
Skagit County Auditor

11/29/2006 Page 417 of 584 2:34PM

Precinct Report — Official

PRIMARY ELECTION — SKAGIT COUNTY WASHINGTON 2006 GENERAL ELECTION — November 07, 2006

Total Number of Voters : 41,641 of 59,998 = 69.40%

Precincts Reporting 118 of 118 = 100.00%

Party	Candidate	Early	Election	Total
-------	-----------	-------	----------	-------


Precinct 307 (Ballots Cast: 497)

SKAGIT COUNTY BOARD OF COMMISSIONERS PROPOSITION NO. 2 FLUORIDATION ADVISORY MEASURE, Vote For 1

Yes	270	57.82%	0	0.00%	270	57.82%
No	197	42.18%	0	0.00%	197	42.18%
Cast Votes:	467	93.96%	0	0.00%	467	93.96%
Over Votes:	0	0.00%	0	0.00%	0	0.00%
Under Votes:	30	6.04%	0	0.00%	30	6.04%

11/29/2006 Page 418 of 584 2:34PM

200611290246  
Skagit County Auditor



Precinct Report — Official

PRIMARY ELECTION — SKAGIT COUNTY WASHINGTON 2006 GENERAL ELECTION — November 07, 2006

Page 403 of 568

11/29/2006 12:46 PM

Total Number of Voters : 41,641 of 59,998 = 69.40%

Precincts Reporting 118 of 118 = 100.00%

Party	Candidate	Early	Election	Total	
<b>Precinct 308 (Ballots Cast: 698)</b>					
<b>INITIATIVE MEASURE NO. 920, Vote For 1</b>					
	Yes	225	33.58%	0 0.00%	225 33.58%
	No	445	66.42%	0 0.00%	445 66.42%
	Cast Votes:	670	95.99%	0 0.00%	670 95.99%
	Over Votes:	2	0.29%	0 0.00%	2 0.29%
	Under Votes:	26	3.72%	0 0.00%	26 3.72%
<b>INITIATIVE MEASURE NO. 933, Vote For 1</b>					
	Yes	176	25.84%	0 0.00%	176 25.84%
	No	505	74.16%	0 0.00%	505 74.16%
	Cast Votes:	681	97.56%	0 0.00%	681 97.56%
	Over Votes:	1	0.14%	0 0.00%	1 0.14%
	Under Votes:	16	2.29%	0 0.00%	16 2.29%
<b>INITIATIVE MEASURE NO. 937, Vote For 1</b>					
	Yes	296	44.98%	0 0.00%	296 44.98%
	No	362	55.02%	0 0.00%	362 55.02%
	Cast Votes:	658	94.27%	0 0.00%	658 94.27%
	Over Votes:	0	0.00%	0 0.00%	0 0.00%
	Under Votes:	40	5.73%	0 0.00%	40 5.73%
<b>HOUSE JOINT RESOLUTION 4223, Vote For 1</b>					
	Approved	502	77.59%	0 0.00%	502 77.59%
	Rejected	145	22.41%	0 0.00%	145 22.41%
	Cast Votes:	647	92.69%	0 0.00%	647 92.69%
	Over Votes:	1	0.14%	0 0.00%	1 0.14%
	Under Votes:	50	7.16%	0 0.00%	50 7.16%
<b>PROPOSITION NO. 1 Emergency Medical Services Levy (Skagit County Medic 1), Vote For 1</b>					
	Yes	423	63.80%	0 0.00%	423 63.80%
	No	240	36.20%	0 0.00%	240 36.20%
	Cast Votes:	663	94.99%	0 0.00%	663 94.99%
	Over Votes:	0	0.00%	0 0.00%	0 0.00%
	Under Votes:	35	5.01%	0 0.00%	35 5.01%
<b>UNITED STATES SENATOR, Vote For 1</b>					
DEM	Maria Cantwell	388	55.83%	0 0.00%	388 55.83%
REP	Mike McGavick	289	41.58%	0 0.00%	289 41.58%
LIB	Bruce Guthrie	6	0.86%	0 0.00%	6 0.86%
IND	Robin Adair	9	1.29%	0 0.00%	9 1.29%
GRE	Aaron Dixon	3	0.43%	0 0.00%	3 0.43%
	Cast Votes:	695	99.57%	0 0.00%	695 99.57%
	Over Votes:	0	0.00%	0 0.00%	0 0.00%
	Under Votes:	3	0.43%	0 0.00%	3 0.43%



200611290246  
Skagit County Auditor

11/29/2006 Page 419 of 584 2:34PM

**Precinct Report — Official**

**PRIMARY ELECTION — SKAGIT COUNTY WASHINGTON 2006 GENERAL ELECTION — November 07, 2006**

Page 404 of 568

11/29/2006 12:46 PM

Total Number of Voters : 41,641 of 59,998 = 69.40%

Precincts Reporting 118 of 118 = 100.00%

Party	Candidate	Early	Election	Total
<b>Precinct 308 (Ballots Cast: 698)</b>				
<b>UNITED STATES REPRESENTATIVE DISTRICT #2, Vote For 1</b>				
DEM	Rick Larsen	459 66.91%	0 0.00%	459 66.91%
REP	Doug Roulstone	227 33.09%	0 0.00%	227 33.09%
	Cast Votes:	686 98.28%	0 0.00%	686 98.28%
	Over Votes:	1 0.14%	0 0.00%	1 0.14%
	Under Votes:	11 1.58%	0 0.00%	11 1.58%
<b>STATE REPRESENTATIVE DISTRICT #40 POSITION #1, Vote For 1</b>				
DEM	Dave Quall	505 77.69%	0 0.00%	505 77.69%
REP	Yoshe Revelle	145 22.31%	0 0.00%	145 22.31%
	Cast Votes:	650 93.12%	0 0.00%	650 93.12%
	Over Votes:	1 0.14%	0 0.00%	1 0.14%
	Under Votes:	47 6.73%	0 0.00%	47 6.73%
<b>STATE REPRESENTATIVE DISTRICT #40 POSITION #2, Vote For 1</b>				
DEM	Jeff Morris	517 100.00%	0 0.00%	517 100.00%
	Cast Votes:	517 74.07%	0 0.00%	517 74.07%
	Over Votes:	0 0.00%	0 0.00%	0 0.00%
	Under Votes:	181 25.93%	0 0.00%	181 25.93%
<b>SKAGIT COUNTY ASSESSOR, Vote For 1</b>				
REP	Mark Leander	492 100.00%	0 0.00%	492 100.00%
	Cast Votes:	492 70.49%	0 0.00%	492 70.49%
	Over Votes:	0 0.00%	0 0.00%	0 0.00%
	Under Votes:	206 29.51%	0 0.00%	206 29.51%
<b>SKAGIT COUNTY AUDITOR, Vote For 1</b>				
DEM	Jeanne Youngquist	372 55.77%	0 0.00%	372 55.77%
REP	Norma Hickok-Brummett	295 44.23%	0 0.00%	295 44.23%
	Cast Votes:	667 95.56%	0 0.00%	667 95.56%
	Over Votes:	0 0.00%	0 0.00%	0 0.00%
	Under Votes:	31 4.44%	0 0.00%	31 4.44%
<b>SKAGIT COUNTY CLERK, Vote For 1</b>				
DEM	Nancy Scott	513 100.00%	0 0.00%	513 100.00%
	Cast Votes:	513 73.50%	0 0.00%	513 73.50%
	Over Votes:	0 0.00%	0 0.00%	0 0.00%
	Under Votes:	185 26.50%	0 0.00%	185 26.50%



200611290246

Skagit County Auditor

Precinct Report — Official

PRIMARY ELECTION — SKAGIT COUNTY WASHINGTON 2006 GENERAL ELECTION — November 07, 2006

Page 405 of 568

11/29/2006 12:46 PM

Total Number of Voters : 41,641 of 59,998 = 69.40%

Precincts Reporting 118 of 118 = 100.00%

Party	Candidate	Early	Election	Total	
<b>Precinct 308 (Ballots Cast: 698)</b>					
<b>SKAGIT COUNTY COMMISSIONER DISTRICT 3, Vote For 1</b>					
DEM	Sharon D. Dillon	419	63.10%	0 0.00%	419 63.10%
REP	Ted W. Anderson	245	36.90%	0 0.00%	245 36.90%
	Cast Votes:	664	95.13%	0 0.00%	664 95.13%
	Over Votes:	0	0.00%	0 0.00%	0 0.00%
	Under Votes:	34	4.87%	0 0.00%	34 4.87%
<b>SKAGIT COUNTY CORONER, Vote For 1</b>					
DEM	Daniel Dempsey	514	100.00%	0 0.00%	514 100.00%
	Cast Votes:	514	73.64%	0 0.00%	514 73.64%
	Over Votes:	1	0.14%	0 0.00%	1 0.14%
	Under Votes:	183	26.22%	0 0.00%	183 26.22%
<b>SKAGIT COUNTY PROSECUTING ATTORNEY, Vote For 1</b>					
DEM	Rich Weyrich	397	59.61%	0 0.00%	397 59.61%
REP	Tom Seguine	269	40.39%	0 0.00%	269 40.39%
	Cast Votes:	666	95.42%	0 0.00%	666 95.42%
	Over Votes:	0	0.00%	0 0.00%	0 0.00%
	Under Votes:	32	4.58%	0 0.00%	32 4.58%
<b>SKAGIT COUNTY SHERIFF, Vote For 1</b>					
DEM	Rick Grimstead	371	55.87%	0 0.00%	371 55.87%
REP	Dave Corrion	293	44.13%	0 0.00%	293 44.13%
	Cast Votes:	664	95.13%	0 0.00%	664 95.13%
	Over Votes:	0	0.00%	0 0.00%	0 0.00%
	Under Votes:	34	4.87%	0 0.00%	34 4.87%
<b>SKAGIT COUNTY TREASURER, Vote For 1</b>					
REP	Katie Jungquist	498	100.00%	0 0.00%	498 100.00%
	Cast Votes:	498	71.35%	0 0.00%	498 71.35%
	Over Votes:	0	0.00%	0 0.00%	0 0.00%
	Under Votes:	200	28.65%	0 0.00%	200 28.65%
<b>STATE SUPREME COURT JUSTICE POSITION #2, Vote For 1</b>					
	Susan Owens	349	61.01%	0 0.00%	349 61.01%
	Stephen Johnson	223	38.99%	0 0.00%	223 38.99%
	Cast Votes:	572	81.95%	0 0.00%	572 81.95%
	Over Votes:	0	0.00%	0 0.00%	0 0.00%
	Under Votes:	126	18.05%	0 0.00%	126 18.05%



200611290246

Skagit County Auditor

11/29/2006 Page 421 of 584 2:34PM

**Precinct Report — Official**

**PRIMARY ELECTION — SKAGIT COUNTY WASHINGTON 2006 GENERAL ELECTION — November 07, 2006**

Page 406 of 568

11/29/2006 12:46 PM

Total Number of Voters : 41,641 of 59,998 = 69.40%

Precincts Reporting 118 of 118 = 100.00%

Party	Candidate	Early	Election	Total
<b>Precinct 308 (Ballots Cast: 698)</b>				
<b>STATE SUPREME COURT JUSTICE POSITION #8, Vote For 1</b>				
	Gerry L. Alexander	461 100.00%	0 0.00%	461 100.00%
	Cast Votes:	461 66.05%	0 0.00%	461 66.05%
	Over Votes:	0 0.00%	0 0.00%	0 0.00%
	Under Votes:	237 33.95%	0 0.00%	237 33.95%
<b>STATE SUPREME COURT JUSTICE POSITION #9, Vote For 1</b>				
	Tom Chambers	465 100.00%	0 0.00%	465 100.00%
	Cast Votes:	465 66.62%	0 0.00%	465 66.62%
	Over Votes:	0 0.00%	0 0.00%	0 0.00%
	Under Votes:	233 33.38%	0 0.00%	233 33.38%
<b>COURT OF APPEALS DIVISION I DISTRICT #3 POSITION #1, Vote For 1</b>				
	Mary Kay Becker	470 100.00%	0 0.00%	470 100.00%
	Cast Votes:	470 67.34%	0 0.00%	470 67.34%
	Over Votes:	0 0.00%	0 0.00%	0 0.00%
	Under Votes:	228 32.66%	0 0.00%	228 32.66%
<b>DISTRICT COURT JUDGE POSITION 1, Vote For 1</b>				
	Warren M. Gilbert	325 55.37%	0 0.00%	325 55.37%
	Colleen Kenimond	262 44.63%	0 0.00%	262 44.63%
	Cast Votes:	587 84.10%	0 0.00%	587 84.10%
	Over Votes:	0 0.00%	0 0.00%	0 0.00%
	Under Votes:	111 15.90%	0 0.00%	111 15.90%
<b>DISTRICT COURT JUDGE POSITION 2, Vote For 1</b>				
	David A. Svaren	451 100.00%	0 0.00%	451 100.00%
	Cast Votes:	451 64.61%	0 0.00%	451 64.61%
	Over Votes:	0 0.00%	0 0.00%	0 0.00%
	Under Votes:	247 35.39%	0 0.00%	247 35.39%
<b>PUBLIC UTILITY DISTRICT COMMISSIONER NO. 2, Vote For 1</b>				
	Robbie Robertson	256 50.10%	0 0.00%	256 50.10%
	Michael C. Newman	255 49.90%	0 0.00%	255 49.90%
	Cast Votes:	511 73.21%	0 0.00%	511 73.21%
	Over Votes:	0 0.00%	0 0.00%	0 0.00%
	Under Votes:	187 26.79%	0 0.00%	187 26.79%



200611290246

Skagit County Auditor

Precinct Report — Official

PRIMARY ELECTION — SKAGIT COUNTY WASHINGTON 2006 GENERAL ELECTION — November 07, 2006

Page 407 of 568

11/29/2006 12:46 PM

Total Number of Voters : 41,641 of 59,998 = 69.40%

Precincts Reporting 118 of 118 = 100.00%

Party	Candidate	Early	Election	Total
-------	-----------	-------	----------	-------

Precinct 308 (Ballots Cast: 698)

SKAGIT COUNTY BOARD OF COMMISSIONERS PROPOSITION NO. 2 FLUORIDATION ADVISORY MEASURE, Vote For 1

Yes	383	57.08%	0	0.00%	383	57.08%
No	288	42.92%	0	0.00%	288	42.92%
Cast Votes:	671	96.13%	0	0.00%	671	96.13%
Over Votes:	0	0.00%	0	0.00%	0	0.00%
Under Votes:	27	3.87%	0	0.00%	27	3.87%



200611290246  
Skagit County Auditor

11/29/2006 Page 423 of 584 2:34PM



Precinct Report — Official


PRIMARY ELECTION — SKAGIT COUNTY WASHINGTON 2006 GENERAL ELECTION — November 07, 2006

Total Number of Voters : 41,641 of 59,998 = 69.40%

Precincts Reporting 118 of 118 = 100.00%

Party	Candidate	Early	Election	Total
<b>Precinct 309 (Ballots Cast: 2711)</b>				
<b>INITIATIVE MEASURE NO. 920, Vote For 1</b>				
	Yes	80 30.42%	0 0.00%	80 30.42%
	No	183 69.58%	0 0.00%	183 69.58%
	Cast Votes:	263 97.05%	0 0.00%	263 97.05%
	Over Votes:	0 0.00%	0 0.00%	0 0.00%
	Under Votes:	8 2.95%	0 0.00%	8 2.95%
<b>INITIATIVE MEASURE NO. 933, Vote For 1</b>				
	Yes	43 16.17%	0 0.00%	43 16.17%
	No	223 83.83%	0 0.00%	223 83.83%
	Cast Votes:	266 98.15%	0 0.00%	266 98.15%
	Over Votes:	0 0.00%	0 0.00%	0 0.00%
	Under Votes:	5 1.85%	0 0.00%	5 1.85%
<b>INITIATIVE MEASURE NO. 937, Vote For 1</b>				
	Yes	122 47.47%	0 0.00%	122 47.47%
	No	135 52.53%	0 0.00%	135 52.53%
	Cast Votes:	257 94.83%	0 0.00%	257 94.83%
	Over Votes:	0 0.00%	0 0.00%	0 0.00%
	Under Votes:	14 5.17%	0 0.00%	14 5.17%
<b>HOUSE JOINT RESOLUTION 4223, Vote For 1</b>				
	Approved	194 75.19%	0 0.00%	194 75.19%
	Rejected	64 24.81%	0 0.00%	64 24.81%
	Cast Votes:	258 95.20%	0 0.00%	258 95.20%
	Over Votes:	0 0.00%	0 0.00%	0 0.00%
	Under Votes:	13 4.80%	0 0.00%	13 4.80%
<b>PROPOSITION NO. 1 Emergency Medical Services Levy (Skagit County Medic 1), Vote For 1</b>				
	Yes	182 71.09%	0 0.00%	182 71.09%
	No	74 28.91%	0 0.00%	74 28.91%
	Cast Votes:	256 94.46%	0 0.00%	256 94.46%
	Over Votes:	0 0.00%	0 0.00%	0 0.00%
	Under Votes:	15 5.54%	0 0.00%	15 5.54%
<b>UNITED STATES SENATOR, Vote For 1</b>				
DEM	Maria Cantwell	162 61.36%	0 0.00%	162 61.36%
REP	Mike McGavick	98 37.12%	0 0.00%	98 37.12%
LIB	Bruce Guthrie	4 1.52%	0 0.00%	4 1.52%
IND	Robin Adair	0 0.00%	0 0.00%	0 0.00%
GRE	Aaron Dixon	0 0.00%	0 0.00%	0 0.00%
	Cast Votes:	264 97.42%	0 0.00%	264 97.42%
	Over Votes:	0 0.00%	0 0.00%	0 0.00%
	Under Votes:	7 2.58%	0 0.00%	7 2.58%

11/29/2006 Page 424 of 584 2:34PM  
 Skagit County Auditor  
 200611290246



Precinct Report — Official

PRIMARY ELECTION — SKAGIT COUNTY WASHINGTON 2006 GENERAL ELECTION — November 07, 2006

Page 409 of 568

11/29/2006 12:46 PM

Total Number of Voters : 41,641 of 59,998 = 69.40%

Precincts Reporting 118 of 118 = 100.00%

Party	Candidate	Early	Election	Total
-------	-----------	-------	----------	-------

Precinct 309 (Ballots Cast: 271)

UNITED STATES REPRESENTATIVE DISTRICT #2, Vote For 1

DEM	Rick Larsen	185	69.81%	0	0.00%	185	69.81%
REP	Doug Roulstone	80	30.19%	0	0.00%	80	30.19%
Cast Votes:		265	97.79%	0	0.00%	265	97.79%
Over Votes:		0	0.00%	0	0.00%	0	0.00%
Under Votes:		6	2.21%	0	0.00%	6	2.21%

STATE REPRESENTATIVE DISTRICT #40 POSITION #1, Vote For 1

DEM	Dave Quall	219	83.59%	0	0.00%	219	83.59%
REP	Yoshe Revelle	43	16.41%	0	0.00%	43	16.41%
Cast Votes:		262	96.68%	0	0.00%	262	96.68%
Over Votes:		0	0.00%	0	0.00%	0	0.00%
Under Votes:		9	3.32%	0	0.00%	9	3.32%

STATE REPRESENTATIVE DISTRICT #40 POSITION #2, Vote For 1

DEM	Jeff Morris	212	100.00%	0	0.00%	212	100.00%
Cast Votes:		212	78.23%	0	0.00%	212	78.23%
Over Votes:		0	0.00%	0	0.00%	0	0.00%
Under Votes:		59	21.77%	0	0.00%	59	21.77%

SKAGIT COUNTY ASSESSOR, Vote For 1


REP	Mark Leander	199	100.00%	0	0.00%	199	100.00%
Cast Votes:		199	73.43%	0	0.00%	199	73.43%
Over Votes:		0	0.00%	0	0.00%	0	0.00%
Under Votes:		72	26.57%	0	0.00%	72	26.57%

SKAGIT COUNTY AUDITOR, Vote For 1

DEM	Jeanne Youngquist	134	50.95%	0	0.00%	134	50.95%
REP	Norma Hickok-Brummett	129	49.05%	0	0.00%	129	49.05%
Cast Votes:		263	97.05%	0	0.00%	263	97.05%
Over Votes:		0	0.00%	0	0.00%	0	0.00%
Under Votes:		8	2.95%	0	0.00%	8	2.95%

SKAGIT COUNTY CLERK, Vote For 1

DEM	Nancy Scott	211	100.00%	0	0.00%	211	100.00%
Cast Votes:		211	77.86%	0	0.00%	211	77.86%
Over Votes:		0	0.00%	0	0.00%	0	0.00%
Under Votes:		60	22.14%	0	0.00%	60	22.14%



200611290246  
Skagit County Auditor

11/29/2006 Page 425 of 584 2:34PM

**Precinct Report — Official**

**PRIMARY ELECTION — SKAGIT COUNTY WASHINGTON 2006 GENERAL ELECTION — November 07, 2006**

Page 410 of 568

11/29/2006 12:46 PM

Total Number of Voters : 41,641 of 59,998 = 69.40%

Precincts Reporting 118 of 118 = 100.00%

Party	Candidate	Early	Election	Total
<b>Precinct 309 (Ballots Cast: 271)</b>				
<b>SKAGIT COUNTY COMMISSIONER DISTRICT 3, Vote For 1</b>				
DEM	Sharon D. Dillon	175 66.29%	0 0.00%	175 66.29%
REP	Ted W. Anderson	89 33.71%	0 0.00%	89 33.71%
	Cast Votes:	264 97.42%	0 0.00%	264 97.42%
	Over Votes:	0 0.00%	0 0.00%	0 0.00%
	Under Votes:	7 2.58%	0 0.00%	7 2.58%
<b>SKAGIT COUNTY CORONER, Vote For 1</b>				
DEM	Daniel Dempsey	210 100.00%	0 0.00%	210 100.00%
	Cast Votes:	210 77.49%	0 0.00%	210 77.49%
	Over Votes:	0 0.00%	0 0.00%	0 0.00%
	Under Votes:	61 22.51%	0 0.00%	61 22.51%
<b>SKAGIT COUNTY PROSECUTING ATTORNEY, Vote For 1</b>				
DEM	Rich Weyrich	164 63.32%	0 0.00%	164 63.32%
REP	Tom Seguire	95 36.68%	0 0.00%	95 36.68%
	Cast Votes:	259 95.57%	0 0.00%	259 95.57%
	Over Votes:	0 0.00%	0 0.00%	0 0.00%
	Under Votes:	12 4.43%	0 0.00%	12 4.43%
<b>SKAGIT COUNTY SHERIFF, Vote For 1</b>				
DEM	Rick Grimstead	167 63.50%	0 0.00%	167 63.50%
REP	Dave Corrion	96 36.50%	0 0.00%	96 36.50%
	Cast Votes:	263 97.05%	0 0.00%	263 97.05%
	Over Votes:	0 0.00%	0 0.00%	0 0.00%
	Under Votes:	8 2.95%	0 0.00%	8 2.95%
<b>SKAGIT COUNTY TREASURER, Vote For 1</b>				
REP	Katie Jungquist	204 100.00%	0 0.00%	204 100.00%
	Cast Votes:	204 75.28%	0 0.00%	204 75.28%
	Over Votes:	0 0.00%	0 0.00%	0 0.00%
	Under Votes:	67 24.72%	0 0.00%	67 24.72%
<b>STATE SUPREME COURT JUSTICE POSITION #2, Vote For 1</b>				
	Susan Owens	142 62.01%	0 0.00%	142 62.01%
	Stephen Johnson	87 37.99%	0 0.00%	87 37.99%
	Cast Votes:	229 84.50%	0 0.00%	229 84.50%
	Over Votes:	0 0.00%	0 0.00%	0 0.00%
	Under Votes:	42 15.50%	0 0.00%	42 15.50%



200611290246

Skagit County Auditor

Precinct Report — Official

PRIMARY ELECTION — SKAGIT COUNTY WASHINGTON 2006 GENERAL ELECTION — November 07, 2006

Page 411 of 568

11/29/2006 12:46 PM

Total Number of Voters : 41,641 of 59,998 = 69.40%

Precincts Reporting 118 of 118 = 100.00%

Party	Candidate	Early	Election	Total
<b>Precinct 309 (Ballots Cast: 271)</b>				
<b>STATE SUPREME COURT JUSTICE POSITION #8, Vote For 1</b>				
	Gerry L. Alexander	173 100.00%	0 0.00%	173 100.00%
	Cast Votes:	173 63.84%	0 0.00%	173 63.84%
	Over Votes:	0 0.00%	0 0.00%	0 0.00%
	Under Votes:	98 36.16%	0 0.00%	98 36.16%
<b>STATE SUPREME COURT JUSTICE POSITION #9, Vote For 1</b>				
	Tom Chambers	181 100.00%	0 0.00%	181 100.00%
	Cast Votes:	181 66.79%	0 0.00%	181 66.79%
	Over Votes:	0 0.00%	0 0.00%	0 0.00%
	Under Votes:	90 33.21%	0 0.00%	90 33.21%
<b>COURT OF APPEALS DIVISION I DISTRICT #3 POSITION #1, Vote For 1</b>				
	Mary Kay Becker	186 100.00%	0 0.00%	186 100.00%
	Cast Votes:	186 68.63%	0 0.00%	186 68.63%
	Over Votes:	0 0.00%	0 0.00%	0 0.00%
	Under Votes:	85 31.37%	0 0.00%	85 31.37%
<b>DISTRICT COURT JUDGE POSITION 1, Vote For 1</b>				
	Warren M. Gilbert	137 57.81%	0 0.00%	137 57.81%
	Colleen Kenimond	100 42.19%	0 0.00%	100 42.19%
	Cast Votes:	237 87.45%	0 0.00%	237 87.45%
	Over Votes:	0 0.00%	0 0.00%	0 0.00%
	Under Votes:	34 12.55%	0 0.00%	34 12.55%
<b>DISTRICT COURT JUDGE POSITION 2, Vote For 1</b>				
	David A. Svaren	180 100.00%	0 0.00%	180 100.00%
	Cast Votes:	180 66.42%	0 0.00%	180 66.42%
	Over Votes:	0 0.00%	0 0.00%	0 0.00%
	Under Votes:	91 33.58%	0 0.00%	91 33.58%
<b>PUBLIC UTILITY DISTRICT COMMISSIONER NO. 2, Vote For 1</b>				
	Robbie Robertson	114 55.61%	0 0.00%	114 55.61%
	Michael C. Newman	91 44.39%	0 0.00%	91 44.39%
	Cast Votes:	205 75.65%	0 0.00%	205 75.65%
	Over Votes:	0 0.00%	0 0.00%	0 0.00%
	Under Votes:	66 24.35%	0 0.00%	66 24.35%



200611290246  
Skagit County Auditor

11/29/2006 Page 427 of 584 2:34PM

Precinct Report — Official

PRIMARY ELECTION — SKAGIT COUNTY WASHINGTON 2006 GENERAL ELECTION — November 07, 2006

Page 412 of 568

11/29/2006 12:46 PM

Total Number of Voters : 41,641 of 59,998 = 69.40%

Precincts Reporting 118 of 118 = 100.00%

Party	Candidate	Early	Election	Total
-------	-----------	-------	----------	-------

Precinct 309 (Ballots Cast: 271)

SKAGIT COUNTY BOARD OF COMMISSIONERS PROPOSITION NO. 2 FLUORIDATION ADVISORY MEASURE, Vote For 1

Yes	139	54.09%	0	0.00%	139	54.09%
No	118	45.91%	0	0.00%	118	45.91%
Cast Votes:	257	94.83%	0	0.00%	257	94.83%
Over Votes:	0	0.00%	0	0.00%	0	0.00%
Under Votes:	14	5.17%	0	0.00%	14	5.17%

11/29/2006 Page

428 of 584 2:34PM

Skagit County Auditor

200611290246



Precinct Report — Official

PRIMARY ELECTION — SKAGIT COUNTY WASHINGTON 2006 GENERAL ELECTION — November 07, 2006

Page 413 of 568

11/29/2006 12:46 PM

Total Number of Voters : 41,641 of 59,998 = 69.40%

Precincts Reporting 118 of 118 = 100.00%

Party	Candidate	Early	Election	Total
<b>Precinct 310 (Ballots Cast: 281)</b>				
<b>INITIATIVE MEASURE NO. 920, Vote For 1</b>				
	Yes	77 28.84%	0 0.00%	77 28.84%
	No	190 71.16%	0 0.00%	190 71.16%
	Cast Votes:	267 95.02%	0 0.00%	267 95.02%
	Over Votes:	0 0.00%	0 0.00%	0 0.00%
	Under Votes:	14 4.98%	0 0.00%	14 4.98%
<b>INITIATIVE MEASURE NO. 933, Vote For 1</b>				
	Yes	76 28.25%	0 0.00%	76 28.25%
	No	193 71.75%	0 0.00%	193 71.75%
	Cast Votes:	269 95.73%	0 0.00%	269 95.73%
	Over Votes:	0 0.00%	0 0.00%	0 0.00%
	Under Votes:	12 4.27%	0 0.00%	12 4.27%
<b>INITIATIVE MEASURE NO. 937, Vote For 1</b>				
	Yes	147 55.89%	0 0.00%	147 55.89%
	No	116 44.11%	0 0.00%	116 44.11%
	Cast Votes:	263 93.59%	0 0.00%	263 93.59%
	Over Votes:	0 0.00%	0 0.00%	0 0.00%
	Under Votes:	18 6.41%	0 0.00%	18 6.41%
<b>HOUSE JOINT RESOLUTION 4223, Vote For 1</b>				
	Approved	183 70.38%	0 0.00%	183 70.38%
	Rejected	77 29.62%	0 0.00%	77 29.62%
	Cast Votes:	260 92.53%	0 0.00%	260 92.53%
	Over Votes:	0 0.00%	0 0.00%	0 0.00%
	Under Votes:	21 7.47%	0 0.00%	21 7.47%
<b>PROPOSITION NO. 1 Emergency Medical Services Levy (Skagit County Medic 1), Vote For 1</b>				
	Yes	171 65.77%	0 0.00%	171 65.77%
	No	89 34.23%	0 0.00%	89 34.23%
	Cast Votes:	260 92.53%	0 0.00%	260 92.53%
	Over Votes:	0 0.00%	0 0.00%	0 0.00%
	Under Votes:	21 7.47%	0 0.00%	21 7.47%
<b>UNITED STATES SENATOR, Vote For 1</b>				
DEM	Maria Cantwell	159 57.61%	0 0.00%	159 57.61%
REP	Mike McGavick	104 37.68%	0 0.00%	104 37.68%
LIB	Bruce Guthrie	6 2.17%	0 0.00%	6 2.17%
IND	Robin Adair	5 1.81%	0 0.00%	5 1.81%
GRE	Aaron Dixon	2 0.72%	0 0.00%	2 0.72%
	Cast Votes:	276 98.22%	0 0.00%	276 98.22%
	Over Votes:	0 0.00%	0 0.00%	0 0.00%
	Under Votes:	5 1.78%	0 0.00%	5 1.78%



200611290246  
Skagit County Auditor

11/29/2006 Page 429 of 584 2:34PM

**Precinct Report — Official**

**PRIMARY ELECTION — SKAGIT COUNTY WASHINGTON 2006 GENERAL ELECTION — November 07, 2006**

Page 414 of 568

11/29/2006 12:46 PM

Total Number of Voters : 41,641 of 59,998 = 69.40%

Precincts Reporting 118 of 118 = 100.00%

Party	Candidate	Early	Election	Total	
<b>Precinct 310 (Ballots Cast: 281)</b>					
<b>UNITED STATES REPRESENTATIVE DISTRICT #2, Vote For 1</b>					
DEM	Rick Larsen	183	67.28%	0 0.00%	183 67.28%
REP	Doug Roulstone	89	32.72%	0 0.00%	89 32.72%
	<b>Cast Votes:</b>	272	96.80%	0 0.00%	272 96.80%
	<b>Over Votes:</b>	0	0.00%	0 0.00%	0 0.00%
	<b>Under Votes:</b>	9	3.20%	0 0.00%	9 3.20%
<b>STATE REPRESENTATIVE DISTRICT #40 POSITION #1, Vote For 1</b>					
DEM	Dave Quall	206	79.23%	0 0.00%	206 79.23%
REP	Yoshe Revelle	54	20.77%	0 0.00%	54 20.77%
	<b>Cast Votes:</b>	260	92.53%	0 0.00%	260 92.53%
	<b>Over Votes:</b>	0	0.00%	0 0.00%	0 0.00%
	<b>Under Votes:</b>	21	7.47%	0 0.00%	21 7.47%
<b>STATE REPRESENTATIVE DISTRICT #40 POSITION #2, Vote For 1</b>					
DEM	Jeff Morris	208	100.00%	0 0.00%	208 100.00%
	<b>Cast Votes:</b>	208	74.02%	0 0.00%	208 74.02%
	<b>Over Votes:</b>	0	0.00%	0 0.00%	0 0.00%
	<b>Under Votes:</b>	73	25.98%	0 0.00%	73 25.98%
<b>SKAGIT COUNTY ASSESSOR, Vote For 1</b>					
REP	Mark Leander	199	100.00%	0 0.00%	199 100.00%
	<b>Cast Votes:</b>	199	70.82%	0 0.00%	199 70.82%
	<b>Over Votes:</b>	0	0.00%	0 0.00%	0 0.00%
	<b>Under Votes:</b>	82	29.18%	0 0.00%	82 29.18%
<b>SKAGIT COUNTY AUDITOR, Vote For 1</b>					
DEM	Jeanne Youngquist	148	56.06%	0 0.00%	148 56.06%
REP	Norma Hickok-Brummett	116	43.94%	0 0.00%	116 43.94%
	<b>Cast Votes:</b>	264	93.95%	0 0.00%	264 93.95%
	<b>Over Votes:</b>	0	0.00%	0 0.00%	0 0.00%
	<b>Under Votes:</b>	17	6.05%	0 0.00%	17 6.05%
<b>SKAGIT COUNTY CLERK, Vote For 1</b>					
DEM	Nancy Scott	209	100.00%	0 0.00%	209 100.00%
	<b>Cast Votes:</b>	209	74.38%	0 0.00%	209 74.38%
	<b>Over Votes:</b>	0	0.00%	0 0.00%	0 0.00%
	<b>Under Votes:</b>	72	25.62%	0 0.00%	72 25.62%



200611290246

Skagit County Auditor

Precinct Report — Official

PRIMARY ELECTION — SKAGIT COUNTY WASHINGTON 2006 GENERAL ELECTION — November 07, 2006


Page 415 of 568

11/29/2006 12:46 PM

Total Number of Voters : 41,641 of 59,998 = 69.40%

Precincts Reporting 118 of 118 = 100.00%

Party	Candidate	Early	Election	Total
<b>Precinct 310 (Ballots Cast: 281)</b>				
<b>SKAGIT COUNTY COMMISSIONER DISTRICT 3, Vote For 1</b>				
DEM	Sharon D. Dillon	169	62.59%	0 0.00% 169 62.59%
REP	Ted W. Anderson	101	37.41%	0 0.00% 101 37.41%
	Cast Votes:	270	96.09%	0 0.00% 270 96.09%
	Over Votes:	1	0.36%	0 0.00% 1 0.36%
	Under Votes:	10	3.56%	0 0.00% 10 3.56%
<b>SKAGIT COUNTY CORONER, Vote For 1</b>				
DEM	Daniel Dempsey	213	100.00%	0 0.00% 213 100.00%
	Cast Votes:	213	75.80%	0 0.00% 213 75.80%
	Over Votes:	0	0.00%	0 0.00% 0 0.00%
	Under Votes:	68	24.20%	0 0.00% 68 24.20%
<b>SKAGIT COUNTY PROSECUTING ATTORNEY, Vote For 1</b>				
DEM	Rich Weyrich	155	58.27%	0 0.00% 155 58.27%
REP	Tom Seguine	111	41.73%	0 0.00% 111 41.73%
	Cast Votes:	266	94.66%	0 0.00% 266 94.66%
	Over Votes:	0	0.00%	0 0.00% 0 0.00%
	Under Votes:	15	5.34%	0 0.00% 15 5.34%
<b>SKAGIT COUNTY SHERIFF, Vote For 1</b>				
DEM	Rick Grimstead	154	58.33%	0 0.00% 154 58.33%
REP	Dave Corrian	110	41.67%	0 0.00% 110 41.67%
	Cast Votes:	264	93.95%	0 0.00% 264 93.95%
	Over Votes:	1	0.36%	0 0.00% 1 0.36%
	Under Votes:	16	5.69%	0 0.00% 16 5.69%
<b>SKAGIT COUNTY TREASURER, Vote For 1</b>				
REP	Katie Jungquist	211	100.00%	0 0.00% 211 100.00%
	Cast Votes:	211	75.09%	0 0.00% 211 75.09%
	Over Votes:	0	0.00%	0 0.00% 0 0.00%
	Under Votes:	70	24.91%	0 0.00% 70 24.91%
<b>STATE SUPREME COURT JUSTICE POSITION #2, Vote For 1</b>				
	Susan Owens	145	60.67%	0 0.00% 145 60.67%
	Stephen Johnson	94	39.33%	0 0.00% 94 39.33%
	Cast Votes:	239	85.05%	0 0.00% 239 85.05%
	Over Votes:	0	0.00%	0 0.00% 0 0.00%
	Under Votes:	42	14.95%	0 0.00% 42 14.95%


  
 200611290246
   
 Skagit County Auditor
   
 11/29/2006 Page 431 of 584 2:34PM



Precinct Report — Official

PRIMARY ELECTION — SKAGIT COUNTY WASHINGTON 2006 GENERAL ELECTION — November 07, 2006

Page 416 of 568

11/29/2006 12:46 PM

Total Number of Voters : 41,641 of 59,998 = 69.40%

Precincts Reporting 118 of 118 = 100.00%

Party	Candidate	Early	Election	Total
<b>Precinct 310 (Ballots Cast: 281)</b>				
<b>STATE SUPREME COURT JUSTICE POSITION #8, Vote For 1</b>				
	Gerry L. Alexander	203 100.00%	0 0.00%	203 100.00%
	Cast Votes:	203 72.24%	0 0.00%	203 72.24%
	Over Votes:	0 0.00%	0 0.00%	0 0.00%
	Under Votes:	78 27.76%	0 0.00%	78 27.76%
<b>STATE SUPREME COURT JUSTICE POSITION #9, Vote For 1</b>				
	Tom Chambers	202 100.00%	0 0.00%	202 100.00%
	Cast Votes:	202 71.89%	0 0.00%	202 71.89%
	Over Votes:	0 0.00%	0 0.00%	0 0.00%
	Under Votes:	79 28.11%	0 0.00%	79 28.11%
<b>COURT OF APPEALS DIVISION I DISTRICT #3 POSITION #1, Vote For 1</b>				
	Mary Kay Becker	199 100.00%	0 0.00%	199 100.00%
	Cast Votes:	199 70.82%	0 0.00%	199 70.82%
	Over Votes:	0 0.00%	0 0.00%	0 0.00%
	Under Votes:	82 29.18%	0 0.00%	82 29.18%
<b>DISTRICT COURT JUDGE POSITION 1, Vote For 1</b>				
	Warren M. Gilbert	136 59.91%	0 0.00%	136 59.91%
	Colleen Kenimond	91 40.09%	0 0.00%	91 40.09%
	Cast Votes:	227 80.78%	0 0.00%	227 80.78%
	Over Votes:	0 0.00%	0 0.00%	0 0.00%
	Under Votes:	54 19.22%	0 0.00%	54 19.22%
<b>DISTRICT COURT JUDGE POSITION 2, Vote For 1</b>				
	David A. Svaren	194 100.00%	0 0.00%	194 100.00%
	Cast Votes:	194 69.04%	0 0.00%	194 69.04%
	Over Votes:	0 0.00%	0 0.00%	0 0.00%
	Under Votes:	87 30.96%	0 0.00%	87 30.96%
<b>PUBLIC UTILITY DISTRICT COMMISSIONER NO. 2, Vote For 1</b>				
	Robbie Robertson	121 60.50%	0 0.00%	121 60.50%
	Michael C. Newman	79 39.50%	0 0.00%	79 39.50%
	Cast Votes:	200 71.17%	0 0.00%	200 71.17%
	Over Votes:	0 0.00%	0 0.00%	0 0.00%
	Under Votes:	81 28.83%	0 0.00%	81 28.83%



200611290246  
Skagit County Auditor

Precinct Report — Official

PRIMARY ELECTION — SKAGIT COUNTY WASHINGTON 2006 GENERAL ELECTION — November 07, 2006

Total Number of Voters : 41,641 of 59,998 = 69.40%

Precincts Reporting 118 of 118 = 100.00%

Party	Candidate	Early	Election	Total
-------	-----------	-------	----------	-------

Precinct 310 (Ballots Cast: 281)

SKAGIT COUNTY BOARD OF COMMISSIONERS PROPOSITION NO. 2 FLUORIDATION ADVISORY MEASURE, Vote For 1

Yes	139	52.26%	0	0.00%	139	52.26%
No	127	47.74%	0	0.00%	127	47.74%
Cast Votes:	266	94.66%	0	0.00%	266	94.66%
Over Votes:	0	0.00%	0	0.00%	0	0.00%
Under Votes:	15	5.34%	0	0.00%	15	5.34%



200611290246  
Skagit County Auditor

11/29/2006 Page 433 of 584 2:34PM

Precinct Report — Official


PRIMARY ELECTION — SKAGIT COUNTY WASHINGTON 2006 GENERAL ELECTION — November 07, 2006

Total Number of Voters : 41,641 of 59,998 = 69.40%

Precincts Reporting 118 of 118 = 100.00%

Party	Candidate	Early	Election	Total
<b>Precinct 311 (Ballots Cast: 426)</b>				
<b>INITIATIVE MEASURE NO. 920, Vote For 1</b>				
	Yes	123 30.07%	0 0.00%	123 30.07%
	No	286 69.93%	0 0.00%	286 69.93%
	Cast Votes:	409 96.01%	0 0.00%	409 96.01%
	Over Votes:	0 0.00%	0 0.00%	0 0.00%
	Under Votes:	17 3.99%	0 0.00%	17 3.99%
<b>INITIATIVE MEASURE NO. 933, Vote For 1</b>				
	Yes	105 25.18%	0 0.00%	105 25.18%
	No	312 74.82%	0 0.00%	312 74.82%
	Cast Votes:	417 97.89%	0 0.00%	417 97.89%
	Over Votes:	0 0.00%	0 0.00%	0 0.00%
	Under Votes:	9 2.11%	0 0.00%	9 2.11%
<b>INITIATIVE MEASURE NO. 937, Vote For 1</b>				
	Yes	192 48.61%	0 0.00%	192 48.61%
	No	203 51.39%	0 0.00%	203 51.39%
	Cast Votes:	395 92.72%	0 0.00%	395 92.72%
	Over Votes:	0 0.00%	0 0.00%	0 0.00%
	Under Votes:	31 7.28%	0 0.00%	31 7.28%
<b>HOUSE JOINT RESOLUTION 4223, Vote For 1</b>				
	Approved	327 82.16%	0 0.00%	327 82.16%
	Rejected	71 17.84%	0 0.00%	71 17.84%
	Cast Votes:	398 93.43%	0 0.00%	398 93.43%
	Over Votes:	0 0.00%	0 0.00%	0 0.00%
	Under Votes:	28 6.57%	0 0.00%	28 6.57%
<b>PROPOSITION NO. 1 Emergency Medical Services Levy (Skagit County Medic 1), Vote For 1</b>				
	Yes	250 63.29%	0 0.00%	250 63.29%
	No	145 36.71%	0 0.00%	145 36.71%
	Cast Votes:	395 92.72%	0 0.00%	395 92.72%
	Over Votes:	0 0.00%	0 0.00%	0 0.00%
	Under Votes:	31 7.28%	0 0.00%	31 7.28%
<b>UNITED STATES SENATOR, Vote For 1</b>				
DEM	Maria Cantwell	231 54.87%	0 0.00%	231 54.87%
REP	Mike McGavick	182 43.23%	0 0.00%	182 43.23%
LIB	Bruce Guthrie	5 1.19%	0 0.00%	5 1.19%
IND	Robin Adair	1 0.24%	0 0.00%	1 0.24%
GRE	Aaron Dixon	2 0.48%	0 0.00%	2 0.48%
	Cast Votes:	421 98.83%	0 0.00%	421 98.83%
	Over Votes:	0 0.00%	0 0.00%	0 0.00%
	Under Votes:	5 1.17%	0 0.00%	5 1.17%

11/29/2006 Page 434 of 584 2:34PM



Precinct Report — Official

PRIMARY ELECTION — SKAGIT COUNTY WASHINGTON 2006 GENERAL ELECTION — November 07, 2006


Page 419 of 568

11/29/2006 12:46 PM

Total Number of Voters : 41,641 of 59,998 = 69.40%

Precincts Reporting 118 of 118 = 100.00%

Party	Candidate	Early	Election	Total
<b>Precinct 311 (Ballots Cast: 426)</b>				
<b>UNITED STATES REPRESENTATIVE DISTRICT #2, Vote For 1</b>				
DEM	Rick Larsen	274	65.08%	0 0.00% 274 65.08%
REP	Doug Roulstone	147	34.92%	0 0.00% 147 34.92%
	Cast Votes:	421	98.83%	0 0.00% 421 98.83%
	Over Votes:	0	0.00%	0 0.00% 0 0.00%
	Under Votes:	5	1.17%	0 0.00% 5 1.17%
<b>STATE REPRESENTATIVE DISTRICT #40 POSITION #1, Vote For 1</b>				
DEM	Dave Quall	286	71.68%	0 0.00% 286 71.68%
REP	Yoshe Revelle	113	28.32%	0 0.00% 113 28.32%
	Cast Votes:	399	93.66%	0 0.00% 399 93.66%
	Over Votes:	0	0.00%	0 0.00% 0 0.00%
	Under Votes:	27	6.34%	0 0.00% 27 6.34%
<b>STATE REPRESENTATIVE DISTRICT #40 POSITION #2, Vote For 1</b>				
DEM	Jeff Morris	293	100.00%	0 0.00% 293 100.00%
	Cast Votes:	293	68.78%	0 0.00% 293 68.78%
	Over Votes:	0	0.00%	0 0.00% 0 0.00%
	Under Votes:	133	31.22%	0 0.00% 133 31.22%
<b>SKAGIT COUNTY ASSESSOR, Vote For 1</b>				
REP	Mark Leander	310	100.00%	0 0.00% 310 100.00%
	Cast Votes:	310	72.77%	0 0.00% 310 72.77%
	Over Votes:	0	0.00%	0 0.00% 0 0.00%
	Under Votes:	116	27.23%	0 0.00% 116 27.23%
<b>SKAGIT COUNTY AUDITOR, Vote For 1</b>				
DEM	Jeanne Youngquist	189	48.09%	0 0.00% 189 48.09%
REP	Norma Hickok-Brummett	204	51.91%	0 0.00% 204 51.91%
	Cast Votes:	393	92.25%	0 0.00% 393 92.25%
	Over Votes:	0	0.00%	0 0.00% 0 0.00%
	Under Votes:	33	7.75%	0 0.00% 33 7.75%
<b>SKAGIT COUNTY CLERK, Vote For 1</b>				
DEM	Nancy Scott	278	100.00%	0 0.00% 278 100.00%
	Cast Votes:	278	65.26%	0 0.00% 278 65.26%
	Over Votes:	0	0.00%	0 0.00% 0 0.00%
	Under Votes:	148	34.74%	0 0.00% 148 34.74%



200611290246  
Skagit County Auditor

11/29/2006 Page 435 of 584 2:34PM

Precinct Report — Official

PRIMARY ELECTION — SKAGIT COUNTY WASHINGTON 2006 GENERAL ELECTION — November 07, 2006

Page 420 of 568

11/29/2006 12:46 PM

Total Number of Voters : 41,641 of 59,998 = 69.40%

Precincts Reporting 118 of 118 = 100.00%

Party	Candidate	Early	Election	Total	
<b>Precinct 311 (Ballots Cast: 426)</b>					
<b>SKAGIT COUNTY COMMISSIONER DISTRICT 3, Vote For 1</b>					
DEM	Sharon D. Dillon	233	58.10%	0 0.00%	233 58.10%
REP	Ted W. Anderson	168	41.90%	0 0.00%	168 41.90%
	Cast Votes:	401	94.13%	0 0.00%	401 94.13%
	Over Votes:	0	0.00%	0 0.00%	0 0.00%
	Under Votes:	25	5.87%	0 0.00%	25 5.87%
<b>SKAGIT COUNTY CORONER, Vote For 1</b>					
DEM	Daniel Dempsey	294	100.00%	0 0.00%	294 100.00%
	Cast Votes:	294	69.01%	0 0.00%	294 69.01%
	Over Votes:	0	0.00%	0 0.00%	0 0.00%
	Under Votes:	132	30.99%	0 0.00%	132 30.99%
<b>SKAGIT COUNTY PROSECUTING ATTORNEY, Vote For 1</b>					
DEM	Rich Weyrich	231	57.46%	0 0.00%	231 57.46%
REP	Tom Seguire	171	42.54%	0 0.00%	171 42.54%
	Cast Votes:	402	94.37%	0 0.00%	402 94.37%
	Over Votes:	1	0.23%	0 0.00%	1 0.23%
	Under Votes:	23	5.40%	0 0.00%	23 5.40%
<b>SKAGIT COUNTY SHERIFF, Vote For 1</b>					
DEM	Rick Grimstead	199	50.51%	0 0.00%	199 50.51%
REP	Dave Carrion	195	49.49%	0 0.00%	195 49.49%
	Cast Votes:	394	92.49%	0 0.00%	394 92.49%
	Over Votes:	0	0.00%	0 0.00%	0 0.00%
	Under Votes:	32	7.51%	0 0.00%	32 7.51%
<b>SKAGIT COUNTY TREASURER, Vote For 1</b>					
REP	Katie Jungquist	319	100.00%	0 0.00%	319 100.00%
	Cast Votes:	319	74.88%	0 0.00%	319 74.88%
	Over Votes:	0	0.00%	0 0.00%	0 0.00%
	Under Votes:	107	25.12%	0 0.00%	107 25.12%
<b>STATE SUPREME COURT JUSTICE POSITION #2, Vote For 1</b>					
	Susan Owens	209	60.06%	0 0.00%	209 60.06%
	Stephen Johnson	139	39.94%	0 0.00%	139 39.94%
	Cast Votes:	348	81.69%	0 0.00%	348 81.69%
	Over Votes:	0	0.00%	0 0.00%	0 0.00%
	Under Votes:	78	18.31%	0 0.00%	78 18.31%



200611290246  
Skagit County Auditor

Precinct Report — Official

PRIMARY ELECTION — SKAGIT COUNTY WASHINGTON 2006 GENERAL ELECTION — November 07, 2006


Page 421 of 568

11/29/2006 12:46 PM

Precincts Reporting 118 of 118 = 100.00%

Total Number of Voters : 41,641 of 59,998 = 69.40%

Party	Candidate	Early	Election	Total
<b>Precinct 311 (Ballots Cast: 426)</b>				
<b>STATE SUPREME COURT JUSTICE POSITION #8, Vote For 1</b>				
	Gerry L. Alexander	266 100.00%	0 0.00%	266 100.00%
	Cast Votes:	266 62.44%	0 0.00%	266 62.44%
	Over Votes:	0 0.00%	0 0.00%	0 0.00%
	Under Votes:	160 37.56%	0 0.00%	160 37.56%
<b>STATE SUPREME COURT JUSTICE POSITION #9, Vote For 1</b>				
	Tom Chambers	266 100.00%	0 0.00%	266 100.00%
	Cast Votes:	266 62.44%	0 0.00%	266 62.44%
	Over Votes:	0 0.00%	0 0.00%	0 0.00%
	Under Votes:	160 37.56%	0 0.00%	160 37.56%
<b>COURT OF APPEALS DIVISION I DISTRICT #3 POSITION #1, Vote For 1</b>				
	Mary Kay Becker	272 100.00%	0 0.00%	272 100.00%
	Cast Votes:	272 63.85%	0 0.00%	272 63.85%
	Over Votes:	0 0.00%	0 0.00%	0 0.00%
	Under Votes:	154 36.15%	0 0.00%	154 36.15%
<b>DISTRICT COURT JUDGE POSITION 1, Vote For 1</b>				
	Warren M. Gilbert	183 52.74%	0 0.00%	183 52.74%
	Colleen Kenimond	164 47.26%	0 0.00%	164 47.26%
	Cast Votes:	347 81.46%	0 0.00%	347 81.46%
	Over Votes:	0 0.00%	0 0.00%	0 0.00%
	Under Votes:	79 18.54%	0 0.00%	79 18.54%
<b>DISTRICT COURT JUDGE POSITION 2, Vote For 1</b>				
	David A. Svaren	263 100.00%	0 0.00%	263 100.00%
	Cast Votes:	263 61.74%	0 0.00%	263 61.74%
	Over Votes:	0 0.00%	0 0.00%	0 0.00%
	Under Votes:	163 38.26%	0 0.00%	163 38.26%
<b>PUBLIC UTILITY DISTRICT COMMISSIONER NO. 2, Vote For 1</b>				
	Robbie Robertson	156 54.74%	0 0.00%	156 54.74%
	Michael C. Newman	129 45.26%	0 0.00%	129 45.26%
	Cast Votes:	285 66.90%	0 0.00%	285 66.90%
	Over Votes:	0 0.00%	0 0.00%	0 0.00%
	Under Votes:	141 33.10%	0 0.00%	141 33.10%



200611290246

Skagit County Auditor

11/29/2006 Page 437 of 584 2:34PM

Precinct Report — Official

PRIMARY ELECTION — SKAGIT COUNTY WASHINGTON 2006 GENERAL ELECTION — November 07, 2006

Page 422 of 568

11/29/2006 12:46 PM

Total Number of Voters : 41,641 of 59,998 = 69.40%

Precincts Reporting 118 of 118 = 100.00%

Party	Candidate	Early	Election	Total
-------	-----------	-------	----------	-------

Precinct 311 (Ballots Cast: 426)

SKAGIT COUNTY BOARD OF COMMISSIONERS PROPOSITION NO. 2 FLUORIDATION ADVISORY MEASURE, Vote For 1

Yes	254	62.56%	0	0.00%	254	62.56%
No	152	37.44%	0	0.00%	152	37.44%
Cast Votes:	406	95.31%	0	0.00%	406	95.31%
Over Votes:	0	0.00%	0	0.00%	0	0.00%
Under Votes:	20	4.69%	0	0.00%	20	4.69%

11/29/2006 Page

Skagit County Auditor  
200611290246



438 of 584 2:34PM

Precinct Report — Official

PRIMARY ELECTION — SKAGIT COUNTY WASHINGTON 2006 GENERAL ELECTION — November 07, 2006

Page 423 of 568

11/29/2006 12:46 PM

Total Number of Voters : 41,641 of 59,998 = 69.40%

Precincts Reporting 118 of 118 = 100.00%

Party	Candidate	Early	Election	Total
<b>Precinct 312 (Ballots Cast: 256)</b>				
<b>INITIATIVE MEASURE NO. 920, Vote For 1</b>				
	Yes	69 28.51%	0 0.00%	69 28.51%
	No	173 71.49%	0 0.00%	173 71.49%
	Cast Votes:	242 94.53%	0 0.00%	242 94.53%
	Over Votes:	0 0.00%	0 0.00%	0 0.00%
	Under Votes:	14 5.47%	0 0.00%	14 5.47%
<b>INITIATIVE MEASURE NO. 933, Vote For 1</b>				
	Yes	63 25.61%	0 0.00%	63 25.61%
	No	183 74.39%	0 0.00%	183 74.39%
	Cast Votes:	246 96.09%	0 0.00%	246 96.09%
	Over Votes:	0 0.00%	0 0.00%	0 0.00%
	Under Votes:	10 3.91%	0 0.00%	10 3.91%
<b>INITIATIVE MEASURE NO. 937, Vote For 1</b>				
	Yes	104 45.41%	0 0.00%	104 45.41%
	No	125 54.59%	0 0.00%	125 54.59%
	Cast Votes:	229 89.45%	0 0.00%	229 89.45%
	Over Votes:	0 0.00%	0 0.00%	0 0.00%
	Under Votes:	27 10.55%	0 0.00%	27 10.55%
<b>HOUSE JOINT RESOLUTION 4223, Vote For 1</b>				
	Approved	167 71.37%	0 0.00%	167 71.37%
	Rejected	67 28.63%	0 0.00%	67 28.63%
	Cast Votes:	234 91.41%	0 0.00%	234 91.41%
	Over Votes:	0 0.00%	0 0.00%	0 0.00%
	Under Votes:	22 8.59%	0 0.00%	22 8.59%
<b>PROPOSITION NO. 1 Emergency Medical Services Levy (Skagit County Medic 1), Vote For 1</b>				
	Yes	174 72.80%	0 0.00%	174 72.80%
	No	65 27.20%	0 0.00%	65 27.20%
	Cast Votes:	239 93.36%	0 0.00%	239 93.36%
	Over Votes:	0 0.00%	0 0.00%	0 0.00%
	Under Votes:	17 6.64%	0 0.00%	17 6.64%
<b>UNITED STATES SENATOR, Vote For 1</b>				
DEM	Maria Cantwell	139 55.82%	0 0.00%	139 55.82%
REP	Mike McGavick	105 42.17%	0 0.00%	105 42.17%
LIB	Bruce Guthrie	2 0.80%	0 0.00%	2 0.80%
IND	Robin Adair	1 0.40%	0 0.00%	1 0.40%
GRE	Aaron Dixon	2 0.80%	0 0.00%	2 0.80%
	Cast Votes:	249 97.27%	0 0.00%	249 97.27%
	Over Votes:	0 0.00%	0 0.00%	0 0.00%
	Under Votes:	7 2.73%	0 0.00%	7 2.73%



200611290246  
Skagit County Auditor

11/29/2006 Page 439 of 584 2:34PM



Precinct Report — Official

PRIMARY ELECTION — SKAGIT COUNTY WASHINGTON 2006 GENERAL ELECTION — November 07, 2006

Page 424 of 568

11/29/2006 12:46 PM

Total Number of Voters : 41,641 of 59,998 = 69.40%

Precincts Reporting 118 of 118 = 100.00%

Party	Candidate	Early	Election	Total
<b>Precinct 312 (Ballots Cast: 256)</b>				
<b>UNITED STATES REPRESENTATIVE DISTRICT #2, Vote For 1</b>				
DEM	Rick Larsen	162 64.80%	0 0.00%	162 64.80%
REP	Doug Roulstone	88 35.20%	0 0.00%	88 35.20%
	Cast Votes:	250 97.66%	0 0.00%	250 97.66%
	Over Votes:	0 0.00%	0 0.00%	0 0.00%
	Under Votes:	6 2.34%	0 0.00%	6 2.34%
<b>STATE REPRESENTATIVE DISTRICT #40 POSITION #1, Vote For 1</b>				
DEM	Dave Quall	184 76.99%	0 0.00%	184 76.99%
REP	Yoshe Revelle	55 23.01%	0 0.00%	55 23.01%
	Cast Votes:	239 93.36%	0 0.00%	239 93.36%
	Over Votes:	0 0.00%	0 0.00%	0 0.00%
	Under Votes:	17 6.64%	0 0.00%	17 6.64%
<b>STATE REPRESENTATIVE DISTRICT #40 POSITION #2, Vote For 1</b>				
DEM	Jeff Morris	198 100.00%	0 0.00%	198 100.00%
	Cast Votes:	198 77.34%	0 0.00%	198 77.34%
	Over Votes:	0 0.00%	0 0.00%	0 0.00%
	Under Votes:	58 22.66%	0 0.00%	58 22.66%
<b>SKAGIT COUNTY ASSESSOR, Vote For 1</b>				
REP	Mark Leander	193 100.00%	0 0.00%	193 100.00%
	Cast Votes:	193 75.39%	0 0.00%	193 75.39%
	Over Votes:	0 0.00%	0 0.00%	0 0.00%
	Under Votes:	63 24.61%	0 0.00%	63 24.61%
<b>SKAGIT COUNTY AUDITOR, Vote For 1</b>				
DEM	Jeanne Youngquist	135 54.22%	0 0.00%	135 54.22%
REP	Norma Hickok-Brummett	114 45.78%	0 0.00%	114 45.78%
	Cast Votes:	249 97.27%	0 0.00%	249 97.27%
	Over Votes:	0 0.00%	0 0.00%	0 0.00%
	Under Votes:	7 2.73%	0 0.00%	7 2.73%
<b>SKAGIT COUNTY CLERK, Vote For 1</b>				
DEM	Nancy Scott	202 100.00%	0 0.00%	202 100.00%
	Cast Votes:	202 78.91%	0 0.00%	202 78.91%
	Over Votes:	0 0.00%	0 0.00%	0 0.00%
	Under Votes:	54 21.09%	0 0.00%	54 21.09%



200611290246

Skagit County Auditor

**Precinct Report — Official**

**PRIMARY ELECTION — SKAGIT COUNTY WASHINGTON 2006 GENERAL ELECTION — November 07, 2006**


Page 425 of 568

11/29/2006 12:46 PM

Total Number of Voters : 41,641 of 59,998 = 69.40%

Precincts Reporting 118 of 118 = 100.00%

Party	Candidate	Early	Election	Total		
<b>Precinct 312 (Ballots Cast: 256)</b>						
<b>SKAGIT COUNTY COMMISSIONER DISTRICT 3, Vote For 1</b>						
DEM	Sharon D. Dillon	141	58.51%	0 0.00%	141	58.51%
REP	Ted W. Anderson	100	41.49%	0 0.00%	100	41.49%
	Cast Votes:	241	94.14%	0 0.00%	241	94.14%
	Over Votes:	1	0.39%	0 0.00%	1	0.39%
	Under Votes:	14	5.47%	0 0.00%	14	5.47%
<b>SKAGIT COUNTY CORONER, Vote For 1</b>						
DEM	Daniel Dempsey	200	100.00%	0 0.00%	200	100.00%
	Cast Votes:	200	78.13%	0 0.00%	200	78.13%
	Over Votes:	0	0.00%	0 0.00%	0	0.00%
	Under Votes:	56	21.88%	0 0.00%	56	21.88%
<b>SKAGIT COUNTY PROSECUTING ATTORNEY, Vote For 1</b>						
DEM	Rich Weyrich	147	61.00%	0 0.00%	147	61.00%
REP	Tom Seguine	94	39.00%	0 0.00%	94	39.00%
	Cast Votes:	241	94.14%	0 0.00%	241	94.14%
	Over Votes:	0	0.00%	0 0.00%	0	0.00%
	Under Votes:	15	5.86%	0 0.00%	15	5.86%
<b>SKAGIT COUNTY SHERIFF, Vote For 1</b>						
DEM	Rick Grimstead	146	60.58%	0 0.00%	146	60.58%
REP	Dave Corrian	95	39.42%	0 0.00%	95	39.42%
	Cast Votes:	241	94.14%	0 0.00%	241	94.14%
	Over Votes:	0	0.00%	0 0.00%	0	0.00%
	Under Votes:	15	5.86%	0 0.00%	15	5.86%
<b>SKAGIT COUNTY TREASURER, Vote For 1</b>						
REP	Katie Jungquist	188	100.00%	0 0.00%	188	100.00%
	Cast Votes:	188	73.44%	0 0.00%	188	73.44%
	Over Votes:	0	0.00%	0 0.00%	0	0.00%
	Under Votes:	68	26.56%	0 0.00%	68	26.56%
<b>STATE SUPREME COURT JUSTICE POSITION #2, Vote For 1</b>						
	Susan Owens	131	60.09%	0 0.00%	131	60.09%
	Stephen Johnson	87	39.91%	0 0.00%	87	39.91%
	Cast Votes:	218	85.16%	0 0.00%	218	85.16%
	Over Votes:	0	0.00%	0 0.00%	0	0.00%
	Under Votes:	38	14.84%	0 0.00%	38	14.84%



200611290246  
 Skagit County Auditor  
 11/29/2006 Page 441 of 584 2:34PM

**Precinct Report — Official**

**PRIMARY ELECTION — SKAGIT COUNTY WASHINGTON 2006 GENERAL ELECTION — November 07, 2006**

Page 426 of 568

11/29/2006 12:46 PM

Total Number of Voters : 41,641 of 59,998 = 69.40%

Precincts Reporting 118 of 118 = 100.00%

Party	Candidate	Early	Election	Total	
<b>Precinct 312 (Ballots Cast: 256)</b>					
<b>STATE SUPREME COURT JUSTICE POSITION #8, Vote For 1</b>					
	Gerry L. Alexander	182	100.00%	0 0.00%	182 100.00%
	Cast Votes:	182	71.09%	0 0.00%	182 71.09%
	Over Votes:	0	0.00%	0 0.00%	0 0.00%
	Under Votes:	74	28.91%	0 0.00%	74 28.91%
<b>STATE SUPREME COURT JUSTICE POSITION #9, Vote For 1</b>					
	Tom Chambers	180	100.00%	0 0.00%	180 100.00%
	Cast Votes:	180	70.31%	0 0.00%	180 70.31%
	Over Votes:	0	0.00%	0 0.00%	0 0.00%
	Under Votes:	76	29.69%	0 0.00%	76 29.69%
<b>COURT OF APPEALS DIVISION I DISTRICT #3 POSITION #1, Vote For 1</b>					
	Mary Kay Becker	181	100.00%	0 0.00%	181 100.00%
	Cast Votes:	181	70.70%	0 0.00%	181 70.70%
	Over Votes:	0	0.00%	0 0.00%	0 0.00%
	Under Votes:	75	29.30%	0 0.00%	75 29.30%
<b>DISTRICT COURT JUDGE POSITION 1, Vote For 1</b>					
	Warren M. Gilbert	132	60.27%	0 0.00%	132 60.27%
	Colleen Kenimond	87	39.73%	0 0.00%	87 39.73%
	Cast Votes:	219	85.55%	0 0.00%	219 85.55%
	Over Votes:	0	0.00%	0 0.00%	0 0.00%
	Under Votes:	37	14.45%	0 0.00%	37 14.45%
<b>DISTRICT COURT JUDGE POSITION 2, Vote For 1</b>					
	David A. Svaren	183	100.00%	0 0.00%	183 100.00%
	Cast Votes:	183	71.48%	0 0.00%	183 71.48%
	Over Votes:	0	0.00%	0 0.00%	0 0.00%
	Under Votes:	73	28.52%	0 0.00%	73 28.52%
<b>PUBLIC UTILITY DISTRICT COMMISSIONER NO. 2, Vote For 1</b>					
	Robbie Robertson	112	58.64%	0 0.00%	112 58.64%
	Michael C. Newman	79	41.36%	0 0.00%	79 41.36%
	Cast Votes:	191	74.61%	0 0.00%	191 74.61%
	Over Votes:	0	0.00%	0 0.00%	0 0.00%
	Under Votes:	65	25.39%	0 0.00%	65 25.39%



200611290246

Skagit County Auditor

Precinct Report — Official

PRIMARY ELECTION — SKAGIT COUNTY WASHINGTON 2006 GENERAL ELECTION — November 07, 2006

Page 427 of 568

11/29/2006 12:46 PM

Total Number of Voters : 41,641 of 59,998 = 69.40%

Precincts Reporting 118 of 118 = 100.00%

Party	Candidate	Early	Election	Total
-------	-----------	-------	----------	-------

Precinct 312 (Ballots Cast: 256)

SKAGIT COUNTY BOARD OF COMMISSIONERS PROPOSITION NO. 2 FLUORIDATION ADVISORY MEASURE, Vote For 1

Yes	148	61.41%	0	0.00%	148	61.41%
No	93	38.59%	0	0.00%	93	38.59%
Cast Votes:	241	94.14%	0	0.00%	241	94.14%
Over Votes:	0	0.00%	0	0.00%	0	0.00%
Under Votes:	15	5.86%	0	0.00%	15	5.86%



200611290246  
Skagit County Auditor

Precinct Report — Official

PRIMARY ELECTION — SKAGIT COUNTY WASHINGTON 2006 GENERAL ELECTION — November 07, 2006

Total Number of Voters : 41,641 of 59,998 = 69.40%

Precincts Reporting 118 of 118 = 100.00%

Party	Candidate	Early	Election	Total
<b>Precinct 314 (Ballots Cast: 619)</b>				
<b>INITIATIVE MEASURE NO. 920, Vote For 1</b>				
	Yes	164 27.75%	0 0.00%	164 27.75%
	No	427 72.25%	0 0.00%	427 72.25%
	Cast Votes:	591 95.48%	0 0.00%	591 95.48%
	Over Votes:	0 0.00%	0 0.00%	0 0.00%
	Under Votes:	28 4.52%	0 0.00%	28 4.52%
<b>INITIATIVE MEASURE NO. 933, Vote For 1</b>				
	Yes	141 23.42%	0 0.00%	141 23.42%
	No	461 76.58%	0 0.00%	461 76.58%
	Cast Votes:	602 97.25%	0 0.00%	602 97.25%
	Over Votes:	0 0.00%	0 0.00%	0 0.00%
	Under Votes:	17 2.75%	0 0.00%	17 2.75%
<b>INITIATIVE MEASURE NO. 937, Vote For 1</b>				
	Yes	250 43.40%	0 0.00%	250 43.40%
	No	326 56.60%	0 0.00%	326 56.60%
	Cast Votes:	576 93.05%	0 0.00%	576 93.05%
	Over Votes:	0 0.00%	0 0.00%	0 0.00%
	Under Votes:	43 6.95%	0 0.00%	43 6.95%
<b>HOUSE JOINT RESOLUTION 4223, Vote For 1</b>				
	Approved	421 73.60%	0 0.00%	421 73.60%
	Rejected	151 26.40%	0 0.00%	151 26.40%
	Cast Votes:	572 92.41%	0 0.00%	572 92.41%
	Over Votes:	0 0.00%	0 0.00%	0 0.00%
	Under Votes:	47 7.59%	0 0.00%	47 7.59%
<b>PROPOSITION NO. 1 Emergency Medical Services Levy (Skagit County Medic 1), Vote For 1</b>				
	Yes	391 68.00%	0 0.00%	391 68.00%
	No	184 32.00%	0 0.00%	184 32.00%
	Cast Votes:	575 92.89%	0 0.00%	575 92.89%
	Over Votes:	0 0.00%	0 0.00%	0 0.00%
	Under Votes:	44 7.11%	0 0.00%	44 7.11%
<b>UNITED STATES SENATOR, Vote For 1</b>				
DEM	Maria Cantwell	344 56.03%	0 0.00%	344 56.03%
REP	Mike McGavick	255 41.53%	0 0.00%	255 41.53%
LIB	Bruce Guthrie	6 0.98%	0 0.00%	6 0.98%
IND	Robin Adair	5 0.81%	0 0.00%	5 0.81%
GRE	Aaron Dixon	4 0.65%	0 0.00%	4 0.65%
	Cast Votes:	614 99.19%	0 0.00%	614 99.19%
	Over Votes:	0 0.00%	0 0.00%	0 0.00%
	Under Votes:	5 0.81%	0 0.00%	5 0.81%

11/29/2006 Page

444 of 584 2:34PM

Skagit County Auditor

200611290246



Precinct Report — Official

PRIMARY ELECTION — SKAGIT COUNTY WASHINGTON 2006 GENERAL ELECTION — November 07, 2006

Page 429 of 568

11/29/2006 12:46 PM

Total Number of Voters : 41,641 of 59,998 = 69.40%

Precincts Reporting 118 of 118 = 100.00%

Party	Candidate	Early	Election	Total	
<b>Precinct 314 (Ballots Cast: 619)</b>					
<b>UNITED STATES REPRESENTATIVE DISTRICT #2, Vote For 1</b>					
DEM	Rick Larsen	398	66.44%	0 0.00%	398 66.44%
REP	Doug Roulstone	201	33.56%	0 0.00%	201 33.56%
	Cast Votes:	599	96.77%	0 0.00%	599 96.77%
	Over Votes:	0	0.00%	0 0.00%	0 0.00%
	Under Votes:	20	3.23%	0 0.00%	20 3.23%
<b>STATE REPRESENTATIVE DISTRICT #40 POSITION #1, Vote For 1</b>					
DEM	Dave Quall	433	74.91%	0 0.00%	433 74.91%
REP	Yoshe Revelle	145	25.09%	0 0.00%	145 25.09%
	Cast Votes:	578	93.38%	0 0.00%	578 93.38%
	Over Votes:	0	0.00%	0 0.00%	0 0.00%
	Under Votes:	41	6.62%	0 0.00%	41 6.62%
<b>STATE REPRESENTATIVE DISTRICT #40 POSITION #2, Vote For 1</b>					
DEM	Jeff Morris	452	100.00%	0 0.00%	452 100.00%
	Cast Votes:	452	73.02%	0 0.00%	452 73.02%
	Over Votes:	0	0.00%	0 0.00%	0 0.00%
	Under Votes:	167	26.98%	0 0.00%	167 26.98%
<b>SKAGIT COUNTY ASSESSOR, Vote For 1</b>					
REP	Mark Leander	458	100.00%	0 0.00%	458 100.00%
	Cast Votes:	458	73.99%	0 0.00%	458 73.99%
	Over Votes:	1	0.16%	0 0.00%	1 0.16%
	Under Votes:	160	25.85%	0 0.00%	160 25.85%
<b>SKAGIT COUNTY AUDITOR, Vote For 1</b>					
DEM	Jeanne Youngquist	299	50.94%	0 0.00%	299 50.94%
REP	Norma Hickok-Brummett	288	49.06%	0 0.00%	288 49.06%
	Cast Votes:	587	94.83%	0 0.00%	587 94.83%
	Over Votes:	0	0.00%	0 0.00%	0 0.00%
	Under Votes:	32	5.17%	0 0.00%	32 5.17%
<b>SKAGIT COUNTY CLERK, Vote For 1</b>					
DEM	Nancy Scott	458	100.00%	0 0.00%	458 100.00%
	Cast Votes:	458	73.99%	0 0.00%	458 73.99%
	Over Votes:	0	0.00%	0 0.00%	0 0.00%
	Under Votes:	161	26.01%	0 0.00%	161 26.01%



200611290246  
Skagit County Auditor

11/29/2006 Page 445 of 584 2:34PM

Precinct Report — Official

PRIMARY ELECTION — SKAGIT COUNTY WASHINGTON 2006 GENERAL ELECTION — November 07, 2006

Page 430 of 568

11/29/2006 12:46 PM

Total Number of Voters : 41,641 of 59,998 = 69.40%

Precincts Reporting 118 of 118 = 100.00%

Party	Candidate	Early	Election	Total
<b>Precinct 314 (Ballots Cast: 619)</b>				
<b>SKAGIT COUNTY COMMISSIONER DISTRICT 3, Vote For 1</b>				
DEM	Sharon D. Dillon	353 59.13%	0 0.00%	353 59.13%
REP	Ted W. Anderson	244 40.87%	0 0.00%	244 40.87%
	Cast Votes:	597 96.45%	0 0.00%	597 96.45%
	Over Votes:	0 0.00%	0 0.00%	0 0.00%
	Under Votes:	22 3.55%	0 0.00%	22 3.55%
<b>SKAGIT COUNTY CORONER, Vote For 1</b>				
DEM	Daniel Dempsey	457 100.00%	0 0.00%	457 100.00%
	Cast Votes:	457 73.83%	0 0.00%	457 73.83%
	Over Votes:	0 0.00%	0 0.00%	0 0.00%
	Under Votes:	162 26.17%	0 0.00%	162 26.17%
<b>SKAGIT COUNTY PROSECUTING ATTORNEY, Vote For 1</b>				
DEM	Rich Weyrich	350 59.42%	0 0.00%	350 59.42%
REP	Tom Seguire	239 40.58%	0 0.00%	239 40.58%
	Cast Votes:	589 95.15%	0 0.00%	589 95.15%
	Over Votes:	0 0.00%	0 0.00%	0 0.00%
	Under Votes:	30 4.85%	0 0.00%	30 4.85%
<b>SKAGIT COUNTY SHERIFF, Vote For 1</b>				
DEM	Rick Grimstead	343 57.74%	0 0.00%	343 57.74%
REP	Dave Corrion	251 42.26%	0 0.00%	251 42.26%
	Cast Votes:	594 95.96%	0 0.00%	594 95.96%
	Over Votes:	0 0.00%	0 0.00%	0 0.00%
	Under Votes:	25 4.04%	0 0.00%	25 4.04%
<b>SKAGIT COUNTY TREASURER, Vote For 1</b>				
REP	Katie Jungquist	466 100.00%	0 0.00%	466 100.00%
	Cast Votes:	466 75.28%	0 0.00%	466 75.28%
	Over Votes:	0 0.00%	0 0.00%	0 0.00%
	Under Votes:	153 24.72%	0 0.00%	153 24.72%
<b>STATE SUPREME COURT JUSTICE POSITION #2, Vote For 1</b>				
	Susan Owens	316 62.70%	0 0.00%	316 62.70%
	Stephen Johnson	188 37.30%	0 0.00%	188 37.30%
	Cast Votes:	504 81.42%	0 0.00%	504 81.42%
	Over Votes:	0 0.00%	0 0.00%	0 0.00%
	Under Votes:	115 18.58%	0 0.00%	115 18.58%



200611290246

Skagit County Auditor

Precinct Report — Official

PRIMARY ELECTION — SKAGIT COUNTY WASHINGTON 2006 GENERAL ELECTION — November 07, 2006

Total Number of Voters : 41,641 of 59,998 = 69.40%

Precincts Reporting 118 of 118 = 100.00%

Party	Candidate	Early	Election	Total
<b>Precinct 314 (Ballots Cast: 619)</b>				
<b>STATE SUPREME COURT JUSTICE POSITION #8, Vote For 1</b>				
	Gerry L. Alexander	425 100.00%	0 0.00%	425 100.00%
	Cast Votes:	425 68.66%	0 0.00%	425 68.66%
	Over Votes:	0 0.00%	0 0.00%	0 0.00%
	Under Votes:	194 31.34%	0 0.00%	194 31.34%
<b>STATE SUPREME COURT JUSTICE POSITION #9, Vote For 1</b>				
	Tom Chambers	425 100.00%	0 0.00%	425 100.00%
	Cast Votes:	425 68.66%	0 0.00%	425 68.66%
	Over Votes:	0 0.00%	0 0.00%	0 0.00%
	Under Votes:	194 31.34%	0 0.00%	194 31.34%
<b>COURT OF APPEALS DIVISION I DISTRICT #3 POSITION #1, Vote For 1</b>				
	Mary Kay Becker	427 100.00%	0 0.00%	427 100.00%
	Cast Votes:	427 68.98%	0 0.00%	427 68.98%
	Over Votes:	0 0.00%	0 0.00%	0 0.00%
	Under Votes:	192 31.02%	0 0.00%	192 31.02%
<b>DISTRICT COURT JUDGE POSITION 1, Vote For 1</b>				
	Warren M. Gilbert	319 60.08%	0 0.00%	319 60.08%
	Colleen Kenimond	212 39.92%	0 0.00%	212 39.92%
	Cast Votes:	531 85.78%	0 0.00%	531 85.78%
	Over Votes:	0 0.00%	0 0.00%	0 0.00%
	Under Votes:	88 14.22%	0 0.00%	88 14.22%
<b>DISTRICT COURT JUDGE POSITION 2, Vote For 1</b>				
	David A. Svaren	416 100.00%	0 0.00%	416 100.00%
	Cast Votes:	416 67.21%	0 0.00%	416 67.21%
	Over Votes:	0 0.00%	0 0.00%	0 0.00%
	Under Votes:	203 32.79%	0 0.00%	203 32.79%
<b>PUBLIC UTILITY DISTRICT COMMISSIONER NO. 2, Vote For 1</b>				
	Robbie Robertson	241 53.56%	0 0.00%	241 53.56%
	Michael C. Newman	209 46.44%	0 0.00%	209 46.44%
	Cast Votes:	450 72.70%	0 0.00%	450 72.70%
	Over Votes:	0 0.00%	0 0.00%	0 0.00%
	Under Votes:	169 27.30%	0 0.00%	169 27.30%

200611290246  
Skagit County Auditor

11/29/2006 Page 447 of 584 2:34PM



Precinct Report — Official

PRIMARY ELECTION — SKAGIT COUNTY WASHINGTON 2006 GENERAL ELECTION — November 07, 2006

Page 432 of 568

11/29/2006 12:46 PM

Total Number of Voters : 41,641 of 59,998 = 69.40%

Precincts Reporting 118 of 118 = 100.00%

Party	Candidate	Early	Election	Total
<b>Precinct 314 (Ballots Cast: 619)</b>				
SKAGIT COUNTY BOARD OF COMMISSIONERS PROPOSITION NO. 2 FLUORIDATION ADVISORY MEASURE, Vote For 1				
Yes		342 58.16%	0 0.00%	342 58.16%
No		246 41.84%	0 0.00%	246 41.84%
	Cast Votes:	588 94.99%	0 0.00%	588 94.99%
	Over Votes:	0 0.00%	0 0.00%	0 0.00%
	Under Votes:	31 5.01%	0 0.00%	31 5.01%

11/29/2006 Page 448 of 584 2:34PM  
 Skagit County Auditor  
 200611290246

Precinct Report — Official

PRIMARY ELECTION — SKAGIT COUNTY WASHINGTON 2006 GENERAL ELECTION — November 07, 2006

Page 433 of 568

11/29/2006 12:46 PM

Total Number of Voters : 41,641 of 59,998 = 69.40%

Precincts Reporting 118 of 118 = 100.00%

Party	Candidate	Early	Election	Total
-------	-----------	-------	----------	-------

Precinct 315 (Ballots Cast: 327)

<b>INITIATIVE MEASURE NO. 920, Vote For 1</b>							
Yes		80	25.72%	0	0.00%	80	25.72%
No		231	74.28%	0	0.00%	231	74.28%
	Cast Votes:	311	95.11%	0	0.00%	311	95.11%
	Over Votes:	0	0.00%	0	0.00%	0	0.00%
	Under Votes:	16	4.89%	0	0.00%	16	4.89%
<b>INITIATIVE MEASURE NO. 933, Vote For 1</b>							
Yes		67	20.94%	0	0.00%	67	20.94%
No		253	79.06%	0	0.00%	253	79.06%
	Cast Votes:	320	97.86%	0	0.00%	320	97.86%
	Over Votes:	0	0.00%	0	0.00%	0	0.00%
	Under Votes:	7	2.14%	0	0.00%	7	2.14%
<b>INITIATIVE MEASURE NO. 937, Vote For 1</b>							
Yes		131	43.52%	0	0.00%	131	43.52%
No		170	56.48%	0	0.00%	170	56.48%
	Cast Votes:	301	92.05%	0	0.00%	301	92.05%
	Over Votes:	0	0.00%	0	0.00%	0	0.00%
	Under Votes:	26	7.95%	0	0.00%	26	7.95%
<b>HOUSE JOINT RESOLUTION 4223, Vote For 1</b>							
Approved		198	65.56%	0	0.00%	198	65.56%
Rejected		104	34.44%	0	0.00%	104	34.44%
	Cast Votes:	302	92.35%	0	0.00%	302	92.35%
	Over Votes:	0	0.00%	0	0.00%	0	0.00%
	Under Votes:	25	7.65%	0	0.00%	25	7.65%
<b>PROPOSITION NO. 1 Emergency Medical Services Levy (Skagit County Medic 1), Vote For 1</b>							
Yes		182	58.52%	0	0.00%	182	58.52%
No		129	41.48%	0	0.00%	129	41.48%
	Cast Votes:	311	95.11%	0	0.00%	311	95.11%
	Over Votes:	0	0.00%	0	0.00%	0	0.00%
	Under Votes:	16	4.89%	0	0.00%	16	4.89%
<b>UNITED STATES SENATOR, Vote For 1</b>							
DEM	Maria Cantwell	195	60.56%	0	0.00%	195	60.56%
REP	Mike McGavick	113	35.09%	0	0.00%	113	35.09%
LIB	Bruce Guthrie	7	2.17%	0	0.00%	7	2.17%
IND	Robin Adair	3	0.93%	0	0.00%	3	0.93%
GRE	Aaron Dixon	4	1.24%	0	0.00%	4	1.24%
	Cast Votes:	322	98.47%	0	0.00%	322	98.47%
	Over Votes:	0	0.00%	0	0.00%	0	0.00%
	Under Votes:	5	1.53%	0	0.00%	5	1.53%



200611290246  
Skagit County Auditor

11/29/2006 Page 449 of 584 2:34PM

Precinct Report — Official

PRIMARY ELECTION — SKAGIT COUNTY WASHINGTON 2006 GENERAL ELECTION — November 07, 2006

Page 434 of 568

11/29/2006 12:46 PM

Total Number of Voters : 41,641 of 59,998 = 69.40%

Precincts Reporting 118 of 118 = 100.00%

Party	Candidate	Early	Election	Total	
<b>Precinct 315 (Ballots Cast: 327)</b>					
<b>UNITED STATES REPRESENTATIVE DISTRICT #2, Vote For 1</b>					
DEM	Rick Larsen	241	74.84%	0 0.00%	241 74.84%
REP	Doug Roulstone	81	25.16%	0 0.00%	81 25.16%
	Cast Votes:	322	98.47%	0 0.00%	322 98.47%
	Over Votes:	0	0.00%	0 0.00%	0 0.00%
	Under Votes:	5	1.53%	0 0.00%	5 1.53%
<b>STATE REPRESENTATIVE DISTRICT #40 POSITION #1, Vote For 1</b>					
DEM	Dave Quall	243	77.64%	0 0.00%	243 77.64%
REP	Yoshe Revelle	70	22.36%	0 0.00%	70 22.36%
	Cast Votes:	313	95.72%	0 0.00%	313 95.72%
	Over Votes:	0	0.00%	0 0.00%	0 0.00%
	Under Votes:	14	4.28%	0 0.00%	14 4.28%
<b>STATE REPRESENTATIVE DISTRICT #40 POSITION #2, Vote For 1</b>					
DEM	Jeff Morris	252	100.00%	0 0.00%	252 100.00%
	Cast Votes:	252	77.06%	0 0.00%	252 77.06%
	Over Votes:	0	0.00%	0 0.00%	0 0.00%
	Under Votes:	75	22.94%	0 0.00%	75 22.94%
<b>SKAGIT COUNTY ASSESSOR, Vote For 1</b>					
REP	Mark Leander	240	100.00%	0 0.00%	240 100.00%
	Cast Votes:	240	73.39%	0 0.00%	240 73.39%
	Over Votes:	0	0.00%	0 0.00%	0 0.00%
	Under Votes:	87	26.61%	0 0.00%	87 26.61%
<b>SKAGIT COUNTY AUDITOR, Vote For 1</b>					
DEM	Jeanne Youngquist	167	52.85%	0 0.00%	167 52.85%
REP	Norma Hickok-Brummett	149	47.15%	0 0.00%	149 47.15%
	Cast Votes:	316	96.64%	0 0.00%	316 96.64%
	Over Votes:	0	0.00%	0 0.00%	0 0.00%
	Under Votes:	11	3.36%	0 0.00%	11 3.36%
<b>SKAGIT COUNTY CLERK, Vote For 1</b>					
DEM	Nancy Scott	250	100.00%	0 0.00%	250 100.00%
	Cast Votes:	250	76.45%	0 0.00%	250 76.45%
	Over Votes:	0	0.00%	0 0.00%	0 0.00%
	Under Votes:	77	23.55%	0 0.00%	77 23.55%



200611290246  
Skagit County Auditor

Precinct Report — Official

PRIMARY ELECTION — SKAGIT COUNTY WASHINGTON 2006 GENERAL ELECTION — November 07, 2006

Page 435 of 568

11/29/2006 12:46 PM

Total Number of Voters : 41,641 of 59,998 = 69.40%

Precincts Reporting 118 of 118 = 100.00%

Party	Candidate	Early		Election		Total	
<b>Precinct 315 (Ballots Cast: 327)</b>							
<b>SKAGIT COUNTY COMMISSIONER DISTRICT 3, Vote For 1</b>							
DEM	Sharon D. Dillon	207	64.09%	0	0.00%	207	64.09%
REP	Ted W. Anderson	116	35.91%	0	0.00%	116	35.91%
	Cast Votes:	323	98.78%	0	0.00%	323	98.78%
	Over Votes:	1	0.31%	0	0.00%	1	0.31%
	Under Votes:	3	0.92%	0	0.00%	3	0.92%
<b>SKAGIT COUNTY CORONER, Vote For 1</b>							
DEM	Daniel Dempsey	252	100.00%	0	0.00%	252	100.00%
	Cast Votes:	252	77.06%	0	0.00%	252	77.06%
	Over Votes:	0	0.00%	0	0.00%	0	0.00%
	Under Votes:	75	22.94%	0	0.00%	75	22.94%
<b>SKAGIT COUNTY PROSECUTING ATTORNEY, Vote For 1</b>							
DEM	Rich Weyrich	191	61.22%	0	0.00%	191	61.22%
REP	Tom Seguire	121	38.78%	0	0.00%	121	38.78%
	Cast Votes:	312	95.41%	0	0.00%	312	95.41%
	Over Votes:	0	0.00%	0	0.00%	0	0.00%
	Under Votes:	15	4.59%	0	0.00%	15	4.59%
<b>SKAGIT COUNTY SHERIFF, Vote For 1</b>							
DEM	Rick Grimstead	181	57.64%	0	0.00%	181	57.64%
REP	Dave Corrion	133	42.36%	0	0.00%	133	42.36%
	Cast Votes:	314	96.02%	0	0.00%	314	96.02%
	Over Votes:	0	0.00%	0	0.00%	0	0.00%
	Under Votes:	13	3.98%	0	0.00%	13	3.98%
<b>SKAGIT COUNTY TREASURER, Vote For 1</b>							
REP	Katie Jungquist	244	100.00%	0	0.00%	244	100.00%
	Cast Votes:	244	74.62%	0	0.00%	244	74.62%
	Over Votes:	0	0.00%	0	0.00%	0	0.00%
	Under Votes:	83	25.38%	0	0.00%	83	25.38%
<b>STATE SUPREME COURT JUSTICE POSITION #2, Vote For 1</b>							
	Susan Owens	181	66.54%	0	0.00%	181	66.54%
	Stephen Johnson	91	33.46%	0	0.00%	91	33.46%
	Cast Votes:	272	83.18%	0	0.00%	272	83.18%
	Over Votes:	0	0.00%	0	0.00%	0	0.00%
	Under Votes:	55	16.82%	0	0.00%	55	16.82%



200611290246

Skagit County Auditor

11/29/2006 Page 451 of 584 2:34PM

**Precinct Report — Official**

**PRIMARY ELECTION — SKAGIT COUNTY WASHINGTON 2006 GENERAL ELECTION — November 07, 2006**

Page 436 of 568

11/29/2006 12:46 PM

Total Number of Voters : 41,641 of 59,998 = 69.40%

Precincts Reporting 118 of 118 = 100.00%

Party	Candidate	Early	Election	Total	
<b>Precinct 315 (Ballots Cast: 327)</b>					
<b>STATE SUPREME COURT JUSTICE POSITION #8, Vote For 1</b>					
	Gerry L. Alexander	215	100.00%	0 0.00%	215 100.00%
	Cast Votes:	215	65.75%	0 0.00%	215 65.75%
	Over Votes:	0	0.00%	0 0.00%	0 0.00%
	Under Votes:	112	34.25%	0 0.00%	112 34.25%
<b>STATE SUPREME COURT JUSTICE POSITION #9, Vote For 1</b>					
	Tom Chambers	220	100.00%	0 0.00%	220 100.00%
	Cast Votes:	220	67.28%	0 0.00%	220 67.28%
	Over Votes:	0	0.00%	0 0.00%	0 0.00%
	Under Votes:	107	32.72%	0 0.00%	107 32.72%
<b>COURT OF APPEALS DIVISION I DISTRICT #3 POSITION #1, Vote For 1</b>					
	Mary Kay Becker	220	100.00%	0 0.00%	220 100.00%
	Cast Votes:	220	67.28%	0 0.00%	220 67.28%
	Over Votes:	0	0.00%	0 0.00%	0 0.00%
	Under Votes:	107	32.72%	0 0.00%	107 32.72%
<b>DISTRICT COURT JUDGE POSITION 1, Vote For 1</b>					
	Warren M. Gilbert	150	54.35%	0 0.00%	150 54.35%
	Colleen Kenimond	126	45.65%	0 0.00%	126 45.65%
	Cast Votes:	276	84.40%	0 0.00%	276 84.40%
	Over Votes:	0	0.00%	0 0.00%	0 0.00%
	Under Votes:	51	15.60%	0 0.00%	51 15.60%
<b>DISTRICT COURT JUDGE POSITION 2, Vote For 1</b>					
	David A. Svaren	221	100.00%	0 0.00%	221 100.00%
	Cast Votes:	221	67.58%	0 0.00%	221 67.58%
	Over Votes:	0	0.00%	0 0.00%	0 0.00%
	Under Votes:	106	32.42%	0 0.00%	106 32.42%
<b>PUBLIC UTILITY DISTRICT COMMISSIONER NO. 2, Vote For 1</b>					
	Robbie Robertson	144	58.78%	0 0.00%	144 58.78%
	Michael C. Newman	101	41.22%	0 0.00%	101 41.22%
	Cast Votes:	245	74.92%	0 0.00%	245 74.92%
	Over Votes:	0	0.00%	0 0.00%	0 0.00%
	Under Votes:	82	25.08%	0 0.00%	82 25.08%



200611290246

Skagit County Auditor

**Precinct Report — Official**

**PRIMARY ELECTION — SKAGIT COUNTY WASHINGTON 2006 GENERAL ELECTION — November 07, 2006**

Page 437 of 568

11/29/2006 12:46 PM

Total Number of Voters : 41,641 of 59,998 = 69.40%

Precincts Reporting 118 of 118 = 100.00%

Party	Candidate	Early	Election	Total
-------	-----------	-------	----------	-------

**Precinct 315 (Ballots Cast: 327)**

**SKAGIT COUNTY BOARD OF COMMISSIONERS PROPOSITION NO. 2 FLUORIDATION ADVISORY MEASURE, Vote For 1**

Yes	158	51.30%	0	0.00%	158	51.30%
No	150	48.70%	0	0.00%	150	48.70%
Cast Votes:	308	94.19%	0	0.00%	308	94.19%
Over Votes:	0	0.00%	0	0.00%	0	0.00%
Under Votes:	19	5.81%	0	0.00%	19	5.81%



200611290246  
Skagit County Auditor

Precinct Report — Official

PRIMARY ELECTION — SKAGIT COUNTY WASHINGTON 2006 GENERAL ELECTION — November 07, 2006

Page 438 of 568

11/29/2006 12:46 PM

Total Number of Voters : 41,641 of 59,998 = 69.40%

Precincts Reporting 118 of 118 = 100.00%

Party	Candidate	Early	Election	Total
<b>Precinct 316 (Ballots Cast: 785)</b>				
<b>INITIATIVE MEASURE NO. 920, Vote For 1</b>				
	Yes	272 35.79%	0 0.00%	272 35.79%
	No	488 64.21%	0 0.00%	488 64.21%
	Cast Votes:	760 96.82%	0 0.00%	760 96.82%
	Over Votes:	0 0.00%	0 0.00%	0 0.00%
	Under Votes:	25 3.18%	0 0.00%	25 3.18%
<b>INITIATIVE MEASURE NO. 933, Vote For 1</b>				
	Yes	197 25.89%	0 0.00%	197 25.89%
	No	564 74.11%	0 0.00%	564 74.11%
	Cast Votes:	761 96.94%	0 0.00%	761 96.94%
	Over Votes:	0 0.00%	0 0.00%	0 0.00%
	Under Votes:	24 3.06%	0 0.00%	24 3.06%
<b>INITIATIVE MEASURE NO. 937, Vote For 1</b>				
	Yes	317 42.55%	0 0.00%	317 42.55%
	No	428 57.45%	0 0.00%	428 57.45%
	Cast Votes:	745 94.90%	0 0.00%	745 94.90%
	Over Votes:	0 0.00%	0 0.00%	0 0.00%
	Under Votes:	40 5.10%	0 0.00%	40 5.10%
<b>HOUSE JOINT RESOLUTION 4223, Vote For 1</b>				
	Approved	593 79.81%	0 0.00%	593 79.81%
	Rejected	150 20.19%	0 0.00%	150 20.19%
	Cast Votes:	743 94.65%	0 0.00%	743 94.65%
	Over Votes:	0 0.00%	0 0.00%	0 0.00%
	Under Votes:	42 5.35%	0 0.00%	42 5.35%
<b>PROPOSITION NO. 1 Emergency Medical Services Levy (Skagit County Medic 1), Vote For 1</b>				
	Yes	453 60.48%	0 0.00%	453 60.48%
	No	296 39.52%	0 0.00%	296 39.52%
	Cast Votes:	749 95.41%	0 0.00%	749 95.41%
	Over Votes:	0 0.00%	0 0.00%	0 0.00%
	Under Votes:	36 4.59%	0 0.00%	36 4.59%
<b>UNITED STATES SENATOR, Vote For 1</b>				
DEM	Maria Cantwell	399 51.35%	0 0.00%	399 51.35%
REP	Mike McGavick	360 46.33%	0 0.00%	360 46.33%
LIB	Bruce Guthrie	10 1.29%	0 0.00%	10 1.29%
IND	Robin Adair	4 0.51%	0 0.00%	4 0.51%
GRE	Aaron Dixon	4 0.51%	0 0.00%	4 0.51%
	Cast Votes:	777 98.98%	0 0.00%	777 98.98%
	Over Votes:	0 0.00%	0 0.00%	0 0.00%
	Under Votes:	8 1.02%	0 0.00%	8 1.02%

11/29/2006 Page 454 of 584 2:34PM

Skagit County Auditor  
200611290246



Precinct Report — Official

PRIMARY ELECTION — SKAGIT COUNTY WASHINGTON 2006 GENERAL ELECTION — November 07, 2006

Page 439 of 568

11/29/2006 12:46 PM


Precincts Reporting 118 of 118 = 100.00%

Total Number of Voters : 41,641 of 59,998 = 69.40%

Party	Candidate	Early	Election	Total
-------	-----------	-------	----------	-------

Precinct 316 (Ballots Cast: 785)

UNITED STATES REPRESENTATIVE DISTRICT #2, Vote For 1							
DEM	Rick Larsen	500	64.43%	0	0.00%	500	64.43%
REP	Doug Roulstone	276	35.57%	0	0.00%	276	35.57%
Cast Votes:		776	98.85%	0	0.00%	776	98.85%
Over Votes:		0	0.00%	0	0.00%	0	0.00%
Under Votes:		9	1.15%	0	0.00%	9	1.15%
STATE REPRESENTATIVE DISTRICT #40 POSITION #1, Vote For 1							
DEM	Dave Quail	531	72.15%	0	0.00%	531	72.15%
REP	Yoshe Revelle	205	27.85%	0	0.00%	205	27.85%
Cast Votes:		736	93.76%	0	0.00%	736	93.76%
Over Votes:		0	0.00%	0	0.00%	0	0.00%
Under Votes:		49	6.24%	0	0.00%	49	6.24%
STATE REPRESENTATIVE DISTRICT #40 POSITION #2, Vote For 1							
DEM	Jeff Morris	560	100.00%	0	0.00%	560	100.00%
Cast Votes:		560	71.34%	0	0.00%	560	71.34%
Over Votes:		0	0.00%	0	0.00%	0	0.00%
Under Votes:		225	28.66%	0	0.00%	225	28.66%
SKAGIT COUNTY ASSESSOR, Vote For 1							
REP	Mark Leander	606	100.00%	0	0.00%	606	100.00%
Cast Votes:		606	77.20%	0	0.00%	606	77.20%
Over Votes:		0	0.00%	0	0.00%	0	0.00%
Under Votes:		179	22.80%	0	0.00%	179	22.80%
SKAGIT COUNTY AUDITOR, Vote For 1							
DEM	Jeanne Youngquist	359	47.55%	0	0.00%	359	47.55%
REP	Norma Hickok-Brummett	396	52.45%	0	0.00%	396	52.45%
Cast Votes:		755	96.18%	0	0.00%	755	96.18%
Over Votes:		0	0.00%	0	0.00%	0	0.00%
Under Votes:		30	3.82%	0	0.00%	30	3.82%
SKAGIT COUNTY CLERK, Vote For 1							
DEM	Nancy Scott	553	100.00%	0	0.00%	553	100.00%
Cast Votes:		553	70.45%	0	0.00%	553	70.45%
Over Votes:		0	0.00%	0	0.00%	0	0.00%
Under Votes:		232	29.55%	0	0.00%	232	29.55%



200611290246  
 Skagit County Auditor  
 11/29/2006 Page 455 of 584 2:34PM



Precinct Report — Official

PRIMARY ELECTION — SKAGIT COUNTY WASHINGTON 2006 GENERAL ELECTION — November 07, 2006

Page 440 of 568

11/29/2006 12:46 PM

Total Number of Voters : 41,641 of 59,998 = 69.40%

Precincts Reporting 118 of 118 = 100.00%

Party	Candidate	Early	Election	Total
<b>Precinct 316 (Ballots Cast: 785)</b>				
<b>SKAGIT COUNTY COMMISSIONER DISTRICT 3, Vote For 1</b>				
DEM	Sharon D. Dillon	455 60.75%	0 0.00%	455 60.75%
REP	Ted W. Anderson	294 39.25%	0 0.00%	294 39.25%
	Cast Votes:	749 95.41%	0 0.00%	749 95.41%
	Over Votes:	0 0.00%	0 0.00%	0 0.00%
	Under Votes:	36 4.59%	0 0.00%	36 4.59%
<b>SKAGIT COUNTY CORONER, Vote For 1</b>				
DEM	Daniel Dempsey	565 100.00%	0 0.00%	565 100.00%
	Cast Votes:	565 71.97%	0 0.00%	565 71.97%
	Over Votes:	0 0.00%	0 0.00%	0 0.00%
	Under Votes:	220 28.03%	0 0.00%	220 28.03%
<b>SKAGIT COUNTY PROSECUTING ATTORNEY, Vote For 1</b>				
DEM	Rich Weyrich	422 56.27%	0 0.00%	422 56.27%
REP	Tom Seguire	328 43.73%	0 0.00%	328 43.73%
	Cast Votes:	750 95.54%	0 0.00%	750 95.54%
	Over Votes:	0 0.00%	0 0.00%	0 0.00%
	Under Votes:	35 4.46%	0 0.00%	35 4.46%
<b>SKAGIT COUNTY SHERIFF, Vote For 1</b>				
DEM	Rick Grimstead	376 50.67%	0 0.00%	376 50.67%
REP	Dave Corrión	366 49.33%	0 0.00%	366 49.33%
	Cast Votes:	742 94.52%	0 0.00%	742 94.52%
	Over Votes:	0 0.00%	0 0.00%	0 0.00%
	Under Votes:	43 5.48%	0 0.00%	43 5.48%
<b>SKAGIT COUNTY TREASURER, Vote For 1</b>				
REP	Katie Jungquist	610 100.00%	0 0.00%	610 100.00%
	Cast Votes:	610 77.71%	0 0.00%	610 77.71%
	Over Votes:	0 0.00%	0 0.00%	0 0.00%
	Under Votes:	175 22.29%	0 0.00%	175 22.29%
<b>STATE SUPREME COURT JUSTICE POSITION #2, Vote For 1</b>				
	Susan Owens	364 55.24%	0 0.00%	364 55.24%
	Stephen Johnson	295 44.76%	0 0.00%	295 44.76%
	Cast Votes:	659 83.95%	0 0.00%	659 83.95%
	Over Votes:	0 0.00%	0 0.00%	0 0.00%
	Under Votes:	126 16.05%	0 0.00%	126 16.05%



200611290246  
Skagit County Auditor

Precinct Report — Official

PRIMARY ELECTION — SKAGIT COUNTY WASHINGTON 2006 GENERAL ELECTION — November 07, 2006


Page 441 of 568

11/29/2006 12:46 PM

Total Number of Voters : 41,641 of 59,998 = 69.40%

Precincts Reporting 118 of 118 = 100.00%

Party	Candidate	Early	Election	Total
<b>Precinct 316 (Ballots Cast: 785)</b>				
<b>STATE SUPREME COURT JUSTICE POSITION #8, Vote For 1</b>				
	Gerry L. Alexander	521 100.00%	0 0.00%	521 100.00%
	Cast Votes:	521 66.37%	0 0.00%	521 66.37%
	Over Votes:	0 0.00%	0 0.00%	0 0.00%
	Under Votes:	264 33.63%	0 0.00%	264 33.63%
<b>STATE SUPREME COURT JUSTICE POSITION #9, Vote For 1</b>				
	Tom Chambers	524 100.00%	0 0.00%	524 100.00%
	Cast Votes:	524 66.75%	0 0.00%	524 66.75%
	Over Votes:	0 0.00%	0 0.00%	0 0.00%
	Under Votes:	261 33.25%	0 0.00%	261 33.25%
<b>COURT OF APPEALS DIVISION I DISTRICT #3 POSITION #1, Vote For 1</b>				
	Mary Kay Becker	511 100.00%	0 0.00%	511 100.00%
	Cast Votes:	511 65.10%	0 0.00%	511 65.10%
	Over Votes:	0 0.00%	0 0.00%	0 0.00%
	Under Votes:	274 34.90%	0 0.00%	274 34.90%
<b>DISTRICT COURT JUDGE POSITION 1, Vote For 1</b>				
	Warren M. Gilbert	401 59.94%	0 0.00%	401 59.94%
	Colleen Kenimond	268 40.06%	0 0.00%	268 40.06%
	Cast Votes:	669 85.22%	0 0.00%	669 85.22%
	Over Votes:	0 0.00%	0 0.00%	0 0.00%
	Under Votes:	116 14.78%	0 0.00%	116 14.78%
<b>DISTRICT COURT JUDGE POSITION 2, Vote For 1</b>				
	David A. Svaren	511 100.00%	0 0.00%	511 100.00%
	Cast Votes:	511 65.10%	0 0.00%	511 65.10%
	Over Votes:	0 0.00%	0 0.00%	0 0.00%
	Under Votes:	274 34.90%	0 0.00%	274 34.90%
<b>PUBLIC UTILITY DISTRICT COMMISSIONER NO. 2, Vote For 1</b>				
	Robbie Robertson	312 54.64%	0 0.00%	312 54.64%
	Michael C. Newman	259 45.36%	0 0.00%	259 45.36%
	Cast Votes:	571 72.74%	0 0.00%	571 72.74%
	Over Votes:	0 0.00%	0 0.00%	0 0.00%
	Under Votes:	214 27.26%	0 0.00%	214 27.26%



200611290246  
Skagit County Auditor

11/29/2006 Page 457 of 584 2:34PM

Precinct Report — Official

PRIMARY ELECTION — SKAGIT COUNTY WASHINGTON 2006 GENERAL ELECTION — November 07, 2006

Page 442 of 568

11/29/2006 12:46 PM

Total Number of Voters : 41,641 of 59,998 = 69.40%

Precincts Reporting 118 of 118 = 100.00%

Party	Candidate	Early	Election	Total
-------	-----------	-------	----------	-------

Precinct 316 (Ballots Cast: 785)

SKAGIT COUNTY BOARD OF COMMISSIONERS PROPOSITION NO. 2 FLUORIDATION ADVISORY MEASURE, Vote For 1


Yes	455	60.91%	0	0.00%	455	60.91%
No	292	39.09%	0	0.00%	292	39.09%
Cast Votes:	747	95.16%	0	0.00%	747	95.16%
Over Votes:	0	0.00%	0	0.00%	0	0.00%
Under Votes:	38	4.84%	0	0.00%	38	4.84%

11/29/2006 Page

458 of 584 2:34PM

Skagit County Auditor

200611290246



Precinct Report — Official

PRIMARY ELECTION — SKAGIT COUNTY WASHINGTON 2006 GENERAL ELECTION — November 07, 2006

Page 443 of 568

11/29/2006 12:46 PM

Total Number of Voters : 41,641 of 59,998 = 69.40%

Precincts Reporting 118 of 118 = 100.00%

Party	Candidate	Early	Election	Total
<b>Precinct 319 (Ballots Cast: 509)</b>				
<b>INITIATIVE MEASURE NO. 920, Vote For 1</b>				
	Yes	176 35.63%	0 0.00%	176 35.63%
	No	318 64.37%	0 0.00%	318 64.37%
	Cast Votes:	494 97.05%	0 0.00%	494 97.05%
	Over Votes:	0 0.00%	0 0.00%	0 0.00%
	Under Votes:	15 2.95%	0 0.00%	15 2.95%
<b>INITIATIVE MEASURE NO. 933, Vote For 1</b>				
	Yes	107 21.62%	0 0.00%	107 21.62%
	No	388 78.38%	0 0.00%	388 78.38%
	Cast Votes:	495 97.25%	0 0.00%	495 97.25%
	Over Votes:	0 0.00%	0 0.00%	0 0.00%
	Under Votes:	14 2.75%	0 0.00%	14 2.75%
<b>INITIATIVE MEASURE NO. 937, Vote For 1</b>				
	Yes	210 43.12%	0 0.00%	210 43.12%
	No	277 56.88%	0 0.00%	277 56.88%
	Cast Votes:	487 95.68%	0 0.00%	487 95.68%
	Over Votes:	0 0.00%	0 0.00%	0 0.00%
	Under Votes:	22 4.32%	0 0.00%	22 4.32%
<b>HOUSE JOINT RESOLUTION 4223, Vote For 1</b>				
	Approved	375 79.45%	0 0.00%	375 79.45%
	Rejected	97 20.55%	0 0.00%	97 20.55%
	Cast Votes:	472 92.73%	0 0.00%	472 92.73%
	Over Votes:	0 0.00%	0 0.00%	0 0.00%
	Under Votes:	37 7.27%	0 0.00%	37 7.27%
<b>PROPOSITION NO. 1 Emergency Medical Services Levy (Skagit County Medic 1), Vote For 1</b>				
	Yes	298 62.08%	0 0.00%	298 62.08%
	No	182 37.92%	0 0.00%	182 37.92%
	Cast Votes:	480 94.30%	0 0.00%	480 94.30%
	Over Votes:	0 0.00%	0 0.00%	0 0.00%
	Under Votes:	29 5.70%	0 0.00%	29 5.70%
<b>UNITED STATES SENATOR, Vote For 1</b>				
DEM	Maria Cantwell	250 49.50%	0 0.00%	250 49.50%
REP	Mike McGavick	242 47.92%	0 0.00%	242 47.92%
LIB	Bruce Guthrie	6 1.19%	0 0.00%	6 1.19%
IND	Robin Adair	4 0.79%	0 0.00%	4 0.79%
GRE	Aaron Dixon	3 0.59%	0 0.00%	3 0.59%
	Cast Votes:	505 99.21%	0 0.00%	505 99.21%
	Over Votes:	0 0.00%	0 0.00%	0 0.00%
	Under Votes:	4 0.79%	0 0.00%	4 0.79%



11/29/2006 Page 459 of 584 2:34PM

**Precinct Report — Official**

**PRIMARY ELECTION — SKAGIT COUNTY WASHINGTON 2006 GENERAL ELECTION — November 07, 2006**

Page 444 of 568

11/29/2006 12:46 PM

Total Number of Voters : 41,641 of 59,998 = 69.40%

Precincts Reporting 118 of 118 = 100.00%

Party	Candidate	Early	Election	Total	
<b>Precinct 319 (Ballots Cast: 509)</b>					
<b>UNITED STATES REPRESENTATIVE DISTRICT #2, Vote For 1</b>					
DEM	Rick Larsen	313	62.35%	0 0.00%	313 62.35%
REP	Doug Roulstone	189	37.65%	0 0.00%	189 37.65%
	Cast Votes:	502	98.62%	0 0.00%	502 98.62%
	Over Votes:	0	0.00%	0 0.00%	0 0.00%
	Under Votes:	7	1.38%	0 0.00%	7 1.38%
<b>STATE REPRESENTATIVE DISTRICT #40 POSITION #1, Vote For 1</b>					
DEM	Dave Quall	377	77.10%	0 0.00%	377 77.10%
REP	Yoshe Revelle	112	22.90%	0 0.00%	112 22.90%
	Cast Votes:	489	96.07%	0 0.00%	489 96.07%
	Over Votes:	1	0.20%	0 0.00%	1 0.20%
	Under Votes:	19	3.73%	0 0.00%	19 3.73%
<b>STATE REPRESENTATIVE DISTRICT #40 POSITION #2, Vote For 1</b>					
DEM	Jeff Morris	378	100.00%	0 0.00%	378 100.00%
	Cast Votes:	378	74.26%	0 0.00%	378 74.26%
	Over Votes:	1	0.20%	0 0.00%	1 0.20%
	Under Votes:	130	25.54%	0 0.00%	130 25.54%
<b>SKAGIT COUNTY ASSESSOR, Vote For 1</b>					
REP	Mark Leander	371	100.00%	0 0.00%	371 100.00%
	Cast Votes:	371	72.89%	0 0.00%	371 72.89%
	Over Votes:	0	0.00%	0 0.00%	0 0.00%
	Under Votes:	138	27.11%	0 0.00%	138 27.11%
<b>SKAGIT COUNTY AUDITOR, Vote For 1</b>					
DEM	Jeanne Youngquist	221	44.83%	0 0.00%	221 44.83%
REP	Norma Hickok-Brummett	272	55.17%	0 0.00%	272 55.17%
	Cast Votes:	493	96.86%	0 0.00%	493 96.86%
	Over Votes:	0	0.00%	0 0.00%	0 0.00%
	Under Votes:	16	3.14%	0 0.00%	16 3.14%
<b>SKAGIT COUNTY CLERK, Vote For 1</b>					
DEM	Nancy Scott	372	100.00%	0 0.00%	372 100.00%
	Cast Votes:	372	73.08%	0 0.00%	372 73.08%
	Over Votes:	0	0.00%	0 0.00%	0 0.00%
	Under Votes:	137	26.92%	0 0.00%	137 26.92%



200611290246

Skagit County Auditor

Precinct Report — Official

PRIMARY ELECTION — SKAGIT COUNTY WASHINGTON 2006 GENERAL ELECTION — November 07, 2006

Page 445 of 568

11/29/2006 12:46 PM

Total Number of Voters : 41,641 of 59,998 = 69.40%

Precincts Reporting 118 of 118 = 100.00%

Party	Candidate	Early	Election	Total	
<b>Precinct 319 (Ballots Cast: 509)</b>					
<b>SKAGIT COUNTY COMMISSIONER DISTRICT 3, Vote For 1</b>					
DEM	Sharon D. Dillon	290	59.43%	0 0.00%	290 59.43%
REP	Ted W. Anderson	198	40.57%	0 0.00%	198 40.57%
	Cast Votes:	488	95.87%	0 0.00%	488 95.87%
	Over Votes:	0	0.00%	0 0.00%	0 0.00%
	Under Votes:	21	4.13%	0 0.00%	21 4.13%
<b>SKAGIT COUNTY CORONER, Vote For 1</b>					
DEM	Daniel Dempsey	379	100.00%	0 0.00%	379 100.00%
	Cast Votes:	379	74.46%	0 0.00%	379 74.46%
	Over Votes:	0	0.00%	0 0.00%	0 0.00%
	Under Votes:	130	25.54%	0 0.00%	130 25.54%
<b>SKAGIT COUNTY PROSECUTING ATTORNEY, Vote For 1</b>					
DEM	Rich Weyrich	262	54.58%	0 0.00%	262 54.58%
REP	Tom Seguire	218	45.42%	0 0.00%	218 45.42%
	Cast Votes:	480	94.30%	0 0.00%	480 94.30%
	Over Votes:	0	0.00%	0 0.00%	0 0.00%
	Under Votes:	29	5.70%	0 0.00%	29 5.70%
<b>SKAGIT COUNTY SHERIFF, Vote For 1</b>					
DEM	Rick Grimstead	255	51.62%	0 0.00%	255 51.62%
REP	Dave Corrion	239	48.38%	0 0.00%	239 48.38%
	Cast Votes:	494	97.05%	0 0.00%	494 97.05%
	Over Votes:	0	0.00%	0 0.00%	0 0.00%
	Under Votes:	15	2.95%	0 0.00%	15 2.95%
<b>SKAGIT COUNTY TREASURER, Vote For 1</b>					
REP	Katie Jungquist	392	100.00%	0 0.00%	392 100.00%
	Cast Votes:	392	77.01%	0 0.00%	392 77.01%
	Over Votes:	0	0.00%	0 0.00%	0 0.00%
	Under Votes:	117	22.99%	0 0.00%	117 22.99%
<b>STATE SUPREME COURT JUSTICE POSITION #2, Vote For 1</b>					
	Susan Owens	261	60.14%	0 0.00%	261 60.14%
	Stephen Johnson	173	39.86%	0 0.00%	173 39.86%
	Cast Votes:	434	85.27%	0 0.00%	434 85.27%
	Over Votes:	0	0.00%	0 0.00%	0 0.00%
	Under Votes:	75	14.73%	0 0.00%	75 14.73%



200611290246

Skagit County Auditor

11/29/2006 Page 461 of 584 2:34PM

**Precinct Report — Official**

**PRIMARY ELECTION — SKAGIT COUNTY WASHINGTON 2006 GENERAL ELECTION — November 07, 2006**

Page 446 of 568

11/29/2006 12:46 PM

Total Number of Voters : 41,641 of 59,998 = 69.40%

Precincts Reporting 118 of 118 = 100.00%

Party	Candidate	Early	Election	Total	
<b>Precinct 319 (Ballots Cast: 509)</b>					
<b>STATE SUPREME COURT JUSTICE POSITION #8, Vote For 1</b>					
	Gerry L. Alexander	351	100.00%	0 0.00%	351 100.00%
	Cast Votes:	351	68.96%	0 0.00%	351 68.96%
	Over Votes:	0	0.00%	0 0.00%	0 0.00%
	Under Votes:	158	31.04%	0 0.00%	158 31.04%
<b>STATE SUPREME COURT JUSTICE POSITION #9, Vote For 1</b>					
	Tom Chambers	343	100.00%	0 0.00%	343 100.00%
	Cast Votes:	343	67.39%	0 0.00%	343 67.39%
	Over Votes:	0	0.00%	0 0.00%	0 0.00%
	Under Votes:	166	32.61%	0 0.00%	166 32.61%
<b>COURT OF APPEALS DIVISION I DISTRICT #3 POSITION #1, Vote For 1</b>					
	Mary Kay Becker	354	100.00%	0 0.00%	354 100.00%
	Cast Votes:	354	69.55%	0 0.00%	354 69.55%
	Over Votes:	0	0.00%	0 0.00%	0 0.00%
	Under Votes:	155	30.45%	0 0.00%	155 30.45%
<b>DISTRICT COURT JUDGE POSITION 1, Vote For 1</b>					
	Warren M. Gilbert	252	56.00%	0 0.00%	252 56.00%
	Colleen Kenimond	198	44.00%	0 0.00%	198 44.00%
	Cast Votes:	450	88.41%	0 0.00%	450 88.41%
	Over Votes:	0	0.00%	0 0.00%	0 0.00%
	Under Votes:	59	11.59%	0 0.00%	59 11.59%
<b>DISTRICT COURT JUDGE POSITION 2, Vote For 1</b>					
	David A. Svaren	348	100.00%	0 0.00%	348 100.00%
	Cast Votes:	348	68.37%	0 0.00%	348 68.37%
	Over Votes:	0	0.00%	0 0.00%	0 0.00%
	Under Votes:	161	31.63%	0 0.00%	161 31.63%
<b>PUBLIC UTILITY DISTRICT COMMISSIONER NO. 2, Vote For 1</b>					
	Robbie Robertson	230	58.52%	0 0.00%	230 58.52%
	Michael C. Newman	163	41.48%	0 0.00%	163 41.48%
	Cast Votes:	393	77.21%	0 0.00%	393 77.21%
	Over Votes:	0	0.00%	0 0.00%	0 0.00%
	Under Votes:	116	22.79%	0 0.00%	116 22.79%



200611290246  
Skagit County Auditor

Precinct Report — Official

PRIMARY ELECTION — SKAGIT COUNTY WASHINGTON 2006 GENERAL ELECTION — November 07, 2006

Page 447 of 568

11/29/2006 12:46 PM

Total Number of Voters : 41,641 of 59,998 = 69.40%

Precincts Reporting 118 of 118 = 100.00%

Party	Candidate	Early	Election	Total
-------	-----------	-------	----------	-------

Precinct 319 (Ballots Cast: 509)

SKAGIT COUNTY BOARD OF COMMISSIONERS PROPOSITION NO. 2 FLUORIDATION ADVISORY MEASURE, Vote For 1

Yes	290	59.67%	0	0.00%	290	59.67%
No	196	40.33%	0	0.00%	196	40.33%
Cast Votes:	486	95.48%	0	0.00%	486	95.48%
Over Votes:	0	0.00%	0	0.00%	0	0.00%
Under Votes:	23	4.52%	0	0.00%	23	4.52%



200611290246  
Skagit County Auditor



Precinct Report — Official

PRIMARY ELECTION — SKAGIT COUNTY WASHINGTON 2006 GENERAL ELECTION — November 07, 2006

Total Number of Voters : 41,641 of 59,998 = 69.40%

Precincts Reporting 118 of 118 = 100.00%

Party	Candidate	Early	Election	Total
<b>Precinct 321 (Ballots Cast: 682)</b>				
<b>INITIATIVE MEASURE NO. 920, Vote For 1</b>				
	Yes	221 34.10%	0 0.00%	221 34.10%
	No	427 65.90%	0 0.00%	427 65.90%
	Cast Votes:	648 95.01%	0 0.00%	648 95.01%
	Over Votes:	0 0.00%	0 0.00%	0 0.00%
	Under Votes:	34 4.99%	0 0.00%	34 4.99%
<b>INITIATIVE MEASURE NO. 933, Vote For 1</b>				
	Yes	201 30.64%	0 0.00%	201 30.64%
	No	455 69.36%	0 0.00%	455 69.36%
	Cast Votes:	656 96.19%	0 0.00%	656 96.19%
	Over Votes:	0 0.00%	0 0.00%	0 0.00%
	Under Votes:	26 3.81%	0 0.00%	26 3.81%
<b>INITIATIVE MEASURE NO. 937, Vote For 1</b>				
	Yes	289 45.44%	0 0.00%	289 45.44%
	No	347 54.56%	0 0.00%	347 54.56%
	Cast Votes:	636 93.26%	0 0.00%	636 93.26%
	Over Votes:	0 0.00%	0 0.00%	0 0.00%
	Under Votes:	46 6.74%	0 0.00%	46 6.74%
<b>HOUSE JOINT RESOLUTION 4223, Vote For 1</b>				
	Approved	498 78.18%	0 0.00%	498 78.18%
	Rejected	139 21.82%	0 0.00%	139 21.82%
	Cast Votes:	637 93.40%	0 0.00%	637 93.40%
	Over Votes:	0 0.00%	0 0.00%	0 0.00%
	Under Votes:	45 6.60%	0 0.00%	45 6.60%
<b>PROPOSITION NO. 1 Emergency Medical Services Levy (Skagit County Medic 1), Vote For 1</b>				
	Yes	401 62.66%	0 0.00%	401 62.66%
	No	239 37.34%	0 0.00%	239 37.34%
	Cast Votes:	640 93.84%	0 0.00%	640 93.84%
	Over Votes:	0 0.00%	0 0.00%	0 0.00%
	Under Votes:	42 6.16%	0 0.00%	42 6.16%
<b>UNITED STATES SENATOR, Vote For 1</b>				
DEM	Maria Cantwell	370 54.81%	0 0.00%	370 54.81%
REP	Mike McGavick	289 42.81%	0 0.00%	289 42.81%
LIB	Bruce Guthrie	11 1.63%	0 0.00%	11 1.63%
IND	Robin Adair	1 0.15%	0 0.00%	1 0.15%
GRE	Aaron Dixon	4 0.59%	0 0.00%	4 0.59%
	Cast Votes:	675 98.97%	0 0.00%	675 98.97%
	Over Votes:	0 0.00%	0 0.00%	0 0.00%
	Under Votes:	7 1.03%	0 0.00%	7 1.03%

11/29/2006 Page 464 of 584 2:34PM

Skagit County Auditor  
200611290246



Precinct Report — Official

PRIMARY ELECTION — SKAGIT COUNTY WASHINGTON 2006 GENERAL ELECTION — November 07, 2006


Page 449 of 568

11/29/2006 12:46 PM

Total Number of Voters : 41,641 of 59,998 = 69.40%

Precincts Reporting 118 of 118 = 100.00%

Party	Candidate	Early	Election	Total
<b>Precinct 321 (Ballots Cast: 682)</b>				
<b>UNITED STATES REPRESENTATIVE DISTRICT #2, Vote For 1</b>				
DEM	Rick Larsen	437	65.52%	0 0.00% 437 65.52%
REP	Doug Roulstone	230	34.48%	0 0.00% 230 34.48%
	Cast Votes:	667	97.80%	0 0.00% 667 97.80%
	Over Votes:	0	0.00%	0 0.00% 0 0.00%
	Under Votes:	15	2.20%	0 0.00% 15 2.20%
<b>STATE REPRESENTATIVE DISTRICT #40 POSITION #1, Vote For 1</b>				
DEM	Dave Quall	468	74.17%	0 0.00% 468 74.17%
REP	Yoshe Revelle	163	25.83%	0 0.00% 163 25.83%
	Cast Votes:	631	92.52%	0 0.00% 631 92.52%
	Over Votes:	0	0.00%	0 0.00% 0 0.00%
	Under Votes:	51	7.48%	0 0.00% 51 7.48%
<b>STATE REPRESENTATIVE DISTRICT #40 POSITION #2, Vote For 1</b>				
DEM	Jeff Morris	512	100.00%	0 0.00% 512 100.00%
	Cast Votes:	512	75.07%	0 0.00% 512 75.07%
	Over Votes:	0	0.00%	0 0.00% 0 0.00%
	Under Votes:	170	24.93%	0 0.00% 170 24.93%
<b>SKAGIT COUNTY ASSESSOR, Vote For 1</b>				
REP	Mark Leander	507	100.00%	0 0.00% 507 100.00%
	Cast Votes:	507	74.34%	0 0.00% 507 74.34%
	Over Votes:	0	0.00%	0 0.00% 0 0.00%
	Under Votes:	175	25.66%	0 0.00% 175 25.66%
<b>SKAGIT COUNTY AUDITOR, Vote For 1</b>				
DEM	Jeanne Youngquist	341	51.82%	0 0.00% 341 51.82%
REP	Norma Hickok-Brummett	317	48.18%	0 0.00% 317 48.18%
	Cast Votes:	658	96.48%	0 0.00% 658 96.48%
	Over Votes:	0	0.00%	0 0.00% 0 0.00%
	Under Votes:	24	3.52%	0 0.00% 24 3.52%
<b>SKAGIT COUNTY CLERK, Vote For 1</b>				
DEM	Nancy Scott	499	100.00%	0 0.00% 499 100.00%
	Cast Votes:	499	73.17%	0 0.00% 499 73.17%
	Over Votes:	0	0.00%	0 0.00% 0 0.00%
	Under Votes:	183	26.83%	0 0.00% 183 26.83%


 200611290246  
 Skagit County Auditor  
 11/29/2006 Page 465 of 584 2:34PM

Precinct Report — Official

PRIMARY ELECTION — SKAGIT COUNTY WASHINGTON 2006 GENERAL ELECTION — November 07, 2006

Page 450 of 568

11/29/2006 12:46 PM

Total Number of Voters : 41,641 of 59,998 = 69.40%

Precincts Reporting 118 of 118 = 100.00%

Party	Candidate	Early	Election	Total	
<b>Precinct 321 (Ballots Cast: 682)</b>					
<b>SKAGIT COUNTY COMMISSIONER DISTRICT 3, Vote For 1</b>					
DEM	Sharon D. Dillon	400	61.73%	0 0.00%	400 61.73%
REP	Ted W. Anderson	248	38.27%	0 0.00%	248 38.27%
	Cast Votes:	648	95.01%	0 0.00%	648 95.01%
	Over Votes:	0	0.00%	0 0.00%	0 0.00%
	Under Votes:	34	4.99%	0 0.00%	34 4.99%
<b>SKAGIT COUNTY CORONER, Vote For 1</b>					
DEM	Daniel Dempsey	499	100.00%	0 0.00%	499 100.00%
	Cast Votes:	499	73.17%	0 0.00%	499 73.17%
	Over Votes:	0	0.00%	0 0.00%	0 0.00%
	Under Votes:	183	26.83%	0 0.00%	183 26.83%
<b>SKAGIT COUNTY PROSECUTING ATTORNEY, Vote For 1</b>					
DEM	Rich Weyrich	372	58.03%	0 0.00%	372 58.03%
REP	Tom Seguire	269	41.97%	0 0.00%	269 41.97%
	Cast Votes:	641	93.99%	0 0.00%	641 93.99%
	Over Votes:	0	0.00%	0 0.00%	0 0.00%
	Under Votes:	41	6.01%	0 0.00%	41 6.01%
<b>SKAGIT COUNTY SHERIFF, Vote For 1</b>					
DEM	Rick Grimstead	333	51.23%	0 0.00%	333 51.23%
REP	Dave Corrion	317	48.77%	0 0.00%	317 48.77%
	Cast Votes:	650	95.31%	0 0.00%	650 95.31%
	Over Votes:	0	0.00%	0 0.00%	0 0.00%
	Under Votes:	32	4.69%	0 0.00%	32 4.69%
<b>SKAGIT COUNTY TREASURER, Vote For 1</b>					
REP	Katie Jungquist	524	100.00%	0 0.00%	524 100.00%
	Cast Votes:	524	76.83%	0 0.00%	524 76.83%
	Over Votes:	0	0.00%	0 0.00%	0 0.00%
	Under Votes:	158	23.17%	0 0.00%	158 23.17%
<b>STATE SUPREME COURT JUSTICE POSITION #2, Vote For 1</b>					
	Susan Owens	370	63.03%	0 0.00%	370 63.03%
	Stephen Johnson	217	36.97%	0 0.00%	217 36.97%
	Cast Votes:	587	86.07%	0 0.00%	587 86.07%
	Over Votes:	0	0.00%	0 0.00%	0 0.00%
	Under Votes:	95	13.93%	0 0.00%	95 13.93%



200611290246

Skagit County Auditor

Precinct Report — Official

PRIMARY ELECTION — SKAGIT COUNTY WASHINGTON 2006 GENERAL ELECTION — November 07, 2006

Page 451 of 568

11/29/2006 12:46 PM

Total Number of Voters : 41,641 of 59,998 = 69.40%

Precincts Reporting 118 of 118 = 100.00%

Party	Candidate	Early	Election	Total
<b>Precinct 321 (Ballots Cast: 682)</b>				
<b>STATE SUPREME COURT JUSTICE POSITION #8, Vote For 1</b>				
	Gerry L. Alexander	459 100.00%	0 0.00%	459 100.00%
	Cast Votes:	459 67.30%	0 0.00%	459 67.30%
	Over Votes:	0 0.00%	0 0.00%	0 0.00%
	Under Votes:	223 32.70%	0 0.00%	223 32.70%
<b>STATE SUPREME COURT JUSTICE POSITION #9, Vote For 1</b>				
	Tom Chambers	459 100.00%	0 0.00%	459 100.00%
	Cast Votes:	459 67.30%	0 0.00%	459 67.30%
	Over Votes:	0 0.00%	0 0.00%	0 0.00%
	Under Votes:	223 32.70%	0 0.00%	223 32.70%
<b>COURT OF APPEALS DIVISION I DISTRICT #3 POSITION #1, Vote For 1</b>				
	Mary Kay Becker	460 100.00%	0 0.00%	460 100.00%
	Cast Votes:	460 67.45%	0 0.00%	460 67.45%
	Over Votes:	0 0.00%	0 0.00%	0 0.00%
	Under Votes:	222 32.55%	0 0.00%	222 32.55%
<b>DISTRICT COURT JUDGE POSITION 1, Vote For 1</b>				
	Warren M. Gilbert	335 58.98%	0 0.00%	335 58.98%
	Colleen Kenimond	233 41.02%	0 0.00%	233 41.02%
	Cast Votes:	568 83.28%	0 0.00%	568 83.28%
	Over Votes:	0 0.00%	0 0.00%	0 0.00%
	Under Votes:	114 16.72%	0 0.00%	114 16.72%
<b>DISTRICT COURT JUDGE POSITION 2, Vote For 1</b>				
	David A. Svaren	459 100.00%	0 0.00%	459 100.00%
	Cast Votes:	459 67.30%	0 0.00%	459 67.30%
	Over Votes:	0 0.00%	0 0.00%	0 0.00%
	Under Votes:	223 32.70%	0 0.00%	223 32.70%
<b>PUBLIC UTILITY DISTRICT COMMISSIONER NO. 2, Vote For 1</b>				
	Robbie Robertson	264 54.66%	0 0.00%	264 54.66%
	Michael C. Newman	219 45.34%	0 0.00%	219 45.34%
	Cast Votes:	483 70.82%	0 0.00%	483 70.82%
	Over Votes:	0 0.00%	0 0.00%	0 0.00%
	Under Votes:	199 29.18%	0 0.00%	199 29.18%



200611290246  
Skagit County Auditor

11/29/2006 Page 467 of 584 2:34PM

**Precinct Report — Official**

**PRIMARY ELECTION — SKAGIT COUNTY WASHINGTON 2006 GENERAL ELECTION — November 07, 2006**

Page 452 of 568

11/29/2006 12:46 PM

Total Number of Voters : 41,641 of 59,998 = 69.40%

Precincts Reporting 118 of 118 = 100.00%

Party	Candidate	Early	Election	Total
-------	-----------	-------	----------	-------

**Precinct 321 (Ballots Cast: 682)**

**SKAGIT COUNTY BOARD OF COMMISSIONERS PROPOSITION NO. 2 FLUORIDATION ADVISORY MEASURE, Vote For 1**

Yes	373	58.01%	0	0.00%	373	58.01%
No	270	41.99%	0	0.00%	270	41.99%
<b>Cast Votes:</b>	<b>643</b>	<b>94.28%</b>	<b>0</b>	<b>0.00%</b>	<b>643</b>	<b>94.28%</b>
<b>Over Votes:</b>	<b>0</b>	<b>0.00%</b>	<b>0</b>	<b>0.00%</b>	<b>0</b>	<b>0.00%</b>
<b>Under Votes:</b>	<b>39</b>	<b>5.72%</b>	<b>0</b>	<b>0.00%</b>	<b>39</b>	<b>5.72%</b>



200611290246

Skagit County Auditor

Precinct Report — Official

PRIMARY ELECTION — SKAGIT COUNTY WASHINGTON 2006 GENERAL ELECTION — November 07, 2006

Page 453 of 568

11/29/2006 12:46 PM

Total Number of Voters : 41,641 of 59,998 = 69.40%

Precincts Reporting 118 of 118 = 100.00%

Party	Candidate	Early	Election	Total	
<b>Precinct 322 (Ballots Cast: 507)</b>					
<b>INITIATIVE MEASURE NO. 920, Vote For 1</b>					
	Yes	183	37.35%	0 0.00%	183 37.35%
	No	307	62.65%	0 0.00%	307 62.65%
	Cast Votes:	490	96.65%	0 0.00%	490 96.65%
	Over Votes:	0	0.00%	0 0.00%	0 0.00%
	Under Votes:	17	3.35%	0 0.00%	17 3.35%
<b>INITIATIVE MEASURE NO. 933, Vote For 1</b>					
	Yes	120	24.10%	0 0.00%	120 24.10%
	No	378	75.90%	0 0.00%	378 75.90%
	Cast Votes:	498	98.22%	0 0.00%	498 98.22%
	Over Votes:	0	0.00%	0 0.00%	0 0.00%
	Under Votes:	9	1.78%	0 0.00%	9 1.78%
<b>INITIATIVE MEASURE NO. 937, Vote For 1</b>					
	Yes	185	38.70%	0 0.00%	185 38.70%
	No	293	61.30%	0 0.00%	293 61.30%
	Cast Votes:	478	94.28%	0 0.00%	478 94.28%
	Over Votes:	1	0.20%	0 0.00%	1 0.20%
	Under Votes:	28	5.52%	0 0.00%	28 5.52%
<b>HOUSE JOINT RESOLUTION 4223, Vote For 1</b>					
	Approved	381	80.89%	0 0.00%	381 80.89%
	Rejected	90	19.11%	0 0.00%	90 19.11%
	Cast Votes:	471	92.90%	0 0.00%	471 92.90%
	Over Votes:	0	0.00%	0 0.00%	0 0.00%
	Under Votes:	36	7.10%	0 0.00%	36 7.10%
<b>PROPOSITION NO. 1 Emergency Medical Services Levy (Skagit County Medic 1), Vote For 1</b>					
	Yes	303	62.22%	0 0.00%	303 62.22%
	No	184	37.78%	0 0.00%	184 37.78%
	Cast Votes:	487	96.06%	0 0.00%	487 96.06%
	Over Votes:	0	0.00%	0 0.00%	0 0.00%
	Under Votes:	20	3.94%	0 0.00%	20 3.94%
<b>UNITED STATES SENATOR, Vote For 1</b>					
DEM	Maria Cantwell	240	47.71%	0 0.00%	240 47.71%
REP	Mike McGavick	247	49.11%	0 0.00%	247 49.11%
LIB	Bruce Guthrie	11	2.19%	0 0.00%	11 2.19%
IND	Robin Adair	4	0.80%	0 0.00%	4 0.80%
GRE	Aaron Dixon	1	0.20%	0 0.00%	1 0.20%
	Cast Votes:	503	99.21%	0 0.00%	503 99.21%
	Over Votes:	0	0.00%	0 0.00%	0 0.00%
	Under Votes:	4	0.79%	0 0.00%	4 0.79%



200611290246  
Skagit County Auditor

11/29/2006 Page 469 of 584 2:34PM

Precinct Report — Official

PRIMARY ELECTION — SKAGIT COUNTY WASHINGTON 2006 GENERAL ELECTION — November 07, 2006

Page 454 of 568

11/29/2006 12:46 PM

Total Number of Voters : 41,641 of 59,998 = 69.40%

Precincts Reporting 118 of 118 = 100.00%

Party	Candidate	Early	Election	Total	
<b>Precinct 322 (Ballots Cast: 507)</b>					
<b>UNITED STATES REPRESENTATIVE DISTRICT #2, Vote For 1</b>					
DEM	Rick Larsen	298	60.45%	0 0.00%	298 60.45%
REP	Doug Roulstone	195	39.55%	0 0.00%	195 39.55%
	Cast Votes:	493	97.24%	0 0.00%	493 97.24%
	Over Votes:	0	0.00%	0 0.00%	0 0.00%
	Under Votes:	14	2.76%	0 0.00%	14 2.76%
<b>STATE REPRESENTATIVE DISTRICT #40 POSITION #1, Vote For 1</b>					
DEM	Dave Quall	353	75.11%	0 0.00%	353 75.11%
REP	Yoshe Revelle	117	24.89%	0 0.00%	117 24.89%
	Cast Votes:	470	92.70%	0 0.00%	470 92.70%
	Over Votes:	0	0.00%	0 0.00%	0 0.00%
	Under Votes:	37	7.30%	0 0.00%	37 7.30%
<b>STATE REPRESENTATIVE DISTRICT #40 POSITION #2, Vote For 1</b>					
DEM	Jeff Morris	350	100.00%	0 0.00%	350 100.00%
	Cast Votes:	350	69.03%	0 0.00%	350 69.03%
	Over Votes:	0	0.00%	0 0.00%	0 0.00%
	Under Votes:	157	30.97%	0 0.00%	157 30.97%
<b>SKAGIT COUNTY ASSESSOR, Vote For 1</b>					
REP	Mark Leander	365	100.00%	0 0.00%	365 100.00%
	Cast Votes:	365	71.99%	0 0.00%	365 71.99%
	Over Votes:	0	0.00%	0 0.00%	0 0.00%
	Under Votes:	142	28.01%	0 0.00%	142 28.01%
<b>SKAGIT COUNTY AUDITOR, Vote For 1</b>					
DEM	Jeanne Youngquist	211	43.24%	0 0.00%	211 43.24%
REP	Norma Hickok-Brummett	277	56.76%	0 0.00%	277 56.76%
	Cast Votes:	488	96.25%	0 0.00%	488 96.25%
	Over Votes:	0	0.00%	0 0.00%	0 0.00%
	Under Votes:	19	3.75%	0 0.00%	19 3.75%
<b>SKAGIT COUNTY CLERK, Vote For 1</b>					
DEM	Nancy Scott	354	100.00%	0 0.00%	354 100.00%
	Cast Votes:	354	69.82%	0 0.00%	354 69.82%
	Over Votes:	0	0.00%	0 0.00%	0 0.00%
	Under Votes:	153	30.18%	0 0.00%	153 30.18%



200611290246  
Skagit County Auditor

Precinct Report — Official

PRIMARY ELECTION — SKAGIT COUNTY WASHINGTON 2006 GENERAL ELECTION — November 07, 2006

Page 455 of 568

11/29/2006 12:46 PM

Total Number of Voters : 41,641 of 59,998 = 69.40%

Precincts Reporting 118 of 118 = 100.00%

Party	Candidate	Early	Election	Total
-------	-----------	-------	----------	-------

Precinct 322 (Ballots Cast: 507)

SKAGIT COUNTY COMMISSIONER DISTRICT 3, Vote For 1							
DEM	Sharon D. Dillon	294	61.12%	0	0.00%	294	61.12%
REP	Ted W. Anderson	187	38.88%	0	0.00%	187	38.88%
Cast Votes:		481	94.87%	0	0.00%	481	94.87%
Over Votes:		0	0.00%	0	0.00%	0	0.00%
Under Votes:		26	5.13%	0	0.00%	26	5.13%
SKAGIT COUNTY CORONER, Vote For 1							
DEM	Daniel Dempsey	352	100.00%	0	0.00%	352	100.00%
Cast Votes:		352	69.43%	0	0.00%	352	69.43%
Over Votes:		0	0.00%	0	0.00%	0	0.00%
Under Votes:		155	30.57%	0	0.00%	155	30.57%
SKAGIT COUNTY PROSECUTING ATTORNEY, Vote For 1							
DEM	Rich Weyrich	253	53.60%	0	0.00%	253	53.60%
REP	Tom Seguine	219	46.40%	0	0.00%	219	46.40%
Cast Votes:		472	93.10%	0	0.00%	472	93.10%
Over Votes:		0	0.00%	0	0.00%	0	0.00%
Under Votes:		35	6.90%	0	0.00%	35	6.90%
SKAGIT COUNTY SHERIFF, Vote For 1							
DEM	Rick Grimstead	246	51.14%	0	0.00%	246	51.14%
REP	Dave Corrian	235	48.86%	0	0.00%	235	48.86%
Cast Votes:		481	94.87%	0	0.00%	481	94.87%
Over Votes:		0	0.00%	0	0.00%	0	0.00%
Under Votes:		26	5.13%	0	0.00%	26	5.13%
SKAGIT COUNTY TREASURER, Vote For 1							
REP	Katie Jungquist	378	100.00%	0	0.00%	378	100.00%
Cast Votes:		378	74.56%	0	0.00%	378	74.56%
Over Votes:		0	0.00%	0	0.00%	0	0.00%
Under Votes:		129	25.44%	0	0.00%	129	25.44%
STATE SUPREME COURT JUSTICE POSITION #2, Vote For 1							
	Susan Owens	240	57.69%	0	0.00%	240	57.69%
	Stephen Johnson	176	42.31%	0	0.00%	176	42.31%
Cast Votes:		416	82.05%	0	0.00%	416	82.05%
Over Votes:		0	0.00%	0	0.00%	0	0.00%
Under Votes:		91	17.95%	0	0.00%	91	17.95%



200611290246  
Skagit County Auditor

11/29/2006 Page 471 of 584 2:34PM



Precinct Report — Official

PRIMARY ELECTION — SKAGIT COUNTY WASHINGTON 2006 GENERAL ELECTION — November 07, 2006

Page 456 of 568

11/29/2006 12:46 PM

Total Number of Voters : 41,641 of 59,998 = 69.40%

Precincts Reporting 118 of 118 = 100.00%

Party	Candidate	Early	Election	Total
<b>Precinct 322 (Ballots Cast: 507)</b>				
<b>STATE SUPREME COURT JUSTICE POSITION #8, Vote For 1</b>				
	Gerry L. Alexander	328 100.00%	0 0.00%	328 100.00%
	Cast Votes:	328 64.69%	0 0.00%	328 64.69%
	Over Votes:	0 0.00%	0 0.00%	0 0.00%
	Under Votes:	179 35.31%	0 0.00%	179 35.31%
<b>STATE SUPREME COURT JUSTICE POSITION #9, Vote For 1</b>				
	Tom Chambers	331 100.00%	0 0.00%	331 100.00%
	Cast Votes:	331 65.29%	0 0.00%	331 65.29%
	Over Votes:	0 0.00%	0 0.00%	0 0.00%
	Under Votes:	176 34.71%	0 0.00%	176 34.71%
<b>COURT OF APPEALS DIVISION I DISTRICT #3 POSITION #1, Vote For 1</b>				
	Mary Kay Becker	319 100.00%	0 0.00%	319 100.00%
	Cast Votes:	319 62.92%	0 0.00%	319 62.92%
	Over Votes:	0 0.00%	0 0.00%	0 0.00%
	Under Votes:	188 37.08%	0 0.00%	188 37.08%
<b>DISTRICT COURT JUDGE POSITION 1, Vote For 1</b>				
	Warren M. Gilbert	225 53.19%	0 0.00%	225 53.19%
	Colleen Kenimond	198 46.81%	0 0.00%	198 46.81%
	Cast Votes:	423 83.43%	0 0.00%	423 83.43%
	Over Votes:	0 0.00%	0 0.00%	0 0.00%
	Under Votes:	84 16.57%	0 0.00%	84 16.57%
<b>DISTRICT COURT JUDGE POSITION 2, Vote For 1</b>				
	David A. Svaren	332 100.00%	0 0.00%	332 100.00%
	Cast Votes:	332 65.48%	0 0.00%	332 65.48%
	Over Votes:	0 0.00%	0 0.00%	0 0.00%
	Under Votes:	175 34.52%	0 0.00%	175 34.52%
<b>PUBLIC UTILITY DISTRICT COMMISSIONER NO. 2, Vote For 1</b>				
	Robbie Robertson	202 52.74%	0 0.00%	202 52.74%
	Michael C. Newman	181 47.26%	0 0.00%	181 47.26%
	Cast Votes:	383 75.54%	0 0.00%	383 75.54%
	Over Votes:	0 0.00%	0 0.00%	0 0.00%
	Under Votes:	124 24.46%	0 0.00%	124 24.46%



200611290246

Skagit County Auditor

Precinct Report — Official

PRIMARY ELECTION — SKAGIT COUNTY WASHINGTON 2006 GENERAL ELECTION — November 07, 2006

Page 457 of 568

11/29/2006 12:46 PM

Total Number of Voters : 41,641 of 59,998 = 69.40%

Precincts Reporting 118 of 118 = 100.00%

Party	Candidate	Early	Election	Total
-------	-----------	-------	----------	-------

Precinct 322 (Ballots Cast: 507)

SKAGIT COUNTY BOARD OF COMMISSIONERS PROPOSITION NO. 2 FLUORIDATION ADVISORY MEASURE, Vote For 1

Yes	288	59.02%	0	0.00%	288	59.02%
No	200	40.98%	0	0.00%	200	40.98%
Cast Votes:	488	96.25%	0	0.00%	488	96.25%
Over Votes:	0	0.00%	0	0.00%	0	0.00%
Under Votes:	19	3.75%	0	0.00%	19	3.75%



200611290246

Skagit County Auditor

11/29/2006 Page 473 of 584 2:34PM

Precinct Report — Official

PRIMARY ELECTION — SKAGIT COUNTY WASHINGTON 2006 GENERAL ELECTION — November 07, 2006

Page 458 of 568

11/29/2006 12:46 PM

Total Number of Voters : 41,641 of 59,998 = 69.40%

Precincts Reporting 118 of 118 = 100.00%

Party	Candidate	Early	Election	Total
<b>Precinct 326 (Ballots Cast: 0)</b>				
<b>INITIATIVE MEASURE NO. 920, Vote For 1</b>				
	Yes	0	0.00%	0 0.00%
	No	0	0.00%	0 0.00%
	Cast Votes:	0	0.00%	0 0.00%
	Over Votes:	0	0.00%	0 0.00%
	Under Votes:	0	0.00%	0 0.00%
<b>INITIATIVE MEASURE NO. 933, Vote For 1</b>				
	Yes	0	0.00%	0 0.00%
	No	0	0.00%	0 0.00%
	Cast Votes:	0	0.00%	0 0.00%
	Over Votes:	0	0.00%	0 0.00%
	Under Votes:	0	0.00%	0 0.00%
<b>INITIATIVE MEASURE NO. 937, Vote For 1</b>				
	Yes	0	0.00%	0 0.00%
	No	0	0.00%	0 0.00%
	Cast Votes:	0	0.00%	0 0.00%
	Over Votes:	0	0.00%	0 0.00%
	Under Votes:	0	0.00%	0 0.00%
<b>HOUSE JOINT RESOLUTION 4223, Vote For 1</b>				
	Approved	0	0.00%	0 0.00%
	Rejected	0	0.00%	0 0.00%
	Cast Votes:	0	0.00%	0 0.00%
	Over Votes:	0	0.00%	0 0.00%
	Under Votes:	0	0.00%	0 0.00%
<b>PROPOSITION NO. 1 Emergency Medical Services Levy (Skagit County Medic 1), Vote For 1</b>				
	Yes	0	0.00%	0 0.00%
	No	0	0.00%	0 0.00%
	Cast Votes:	0	0.00%	0 0.00%
	Over Votes:	0	0.00%	0 0.00%
	Under Votes:	0	0.00%	0 0.00%
<b>UNITED STATES SENATOR, Vote For 1</b>				
DEM	Maria Cantwell	0	0.00%	0 0.00%
REP	Mike McGavick	0	0.00%	0 0.00%
LIB	Bruce Guthrie	0	0.00%	0 0.00%
IND	Robin Adair	0	0.00%	0 0.00%
GRE	Aaron Dixon	0	0.00%	0 0.00%
	Cast Votes:	0	0.00%	0 0.00%
	Over Votes:	0	0.00%	0 0.00%
	Under Votes:	0	0.00%	0 0.00%

11/29/2006 Page 474 of 584 2:34PM

Skagit County Auditor



Precinct Report — Official

PRIMARY ELECTION — SKAGIT COUNTY WASHINGTON 2006 GENERAL ELECTION — November 07, 2006


Page 459 of 568

11/29/2006 12:46 PM

Total Number of Voters : 41,641 of 59,998 = 69.40%

Precincts Reporting 118 of 118 = 100.00%

Party	Candidate	Early	Election	Total
<b>Precinct 326 (Ballots Cast: 0)</b>				
<b>UNITED STATES REPRESENTATIVE DISTRICT #2, Vote For 1</b>				
DEM	Rick Larsen	0	0.00%	0 0.00%
REP	Doug Roulstone	0	0.00%	0 0.00%
	Cast Votes:	0	0.00%	0 0.00%
	Over Votes:	0	0.00%	0 0.00%
	Under Votes:	0	0.00%	0 0.00%
<b>STATE REPRESENTATIVE DISTRICT #10 POSITION #1, Vote For 1</b>				
REP	Chris Strow	0	0.00%	0 0.00%
	Cast Votes:	0	0.00%	0 0.00%
	Over Votes:	0	0.00%	0 0.00%
	Under Votes:	0	0.00%	0 0.00%
<b>STATE REPRESENTATIVE DISTRICT #10 POSITION #2, Vote For 1</b>				
DEM	Tim Knue	0	0.00%	0 0.00%
REP	Barbara Bailey	0	0.00%	0 0.00%
	Cast Votes:	0	0.00%	0 0.00%
	Over Votes:	0	0.00%	0 0.00%
	Under Votes:	0	0.00%	0 0.00%
<b>SKAGIT COUNTY ASSESSOR, Vote For 1</b>				
REP	Mark Leander	0	0.00%	0 0.00%
	Cast Votes:	0	0.00%	0 0.00%
	Over Votes:	0	0.00%	0 0.00%
	Under Votes:	0	0.00%	0 0.00%
<b>SKAGIT COUNTY AUDITOR, Vote For 1</b>				
DEM	Jeanne Youngquist	0	0.00%	0 0.00%
REP	Norma Hickok-Brummett	0	0.00%	0 0.00%
	Cast Votes:	0	0.00%	0 0.00%
	Over Votes:	0	0.00%	0 0.00%
	Under Votes:	0	0.00%	0 0.00%
<b>SKAGIT COUNTY CLERK, Vote For 1</b>				
DEM	Nancy Scott	0	0.00%	0 0.00%
	Cast Votes:	0	0.00%	0 0.00%
	Over Votes:	0	0.00%	0 0.00%
	Under Votes:	0	0.00%	0 0.00%



200611290246  
 Skagit County Auditor  
 11/29/2006 Page 475 of 584 2:34PM

Precinct Report — Official

PRIMARY ELECTION — SKAGIT COUNTY WASHINGTON 2006 GENERAL ELECTION — November 07, 2006

Page 460 of 568

11/29/2006 12:46 PM

Total Number of Voters : 41,641 of 59,998 = 69.40%

Precincts Reporting 118 of 118 = 100.00%

Party	Candidate	Early	Election	Total
<b>Precinct 326 (Ballots Cast: 0)</b>				
<b>SKAGIT COUNTY COMMISSIONER DISTRICT 3, Vote For 1</b>				
DEM	Sharon D. Dillon	0	0.00%	0 0.00%
REP	Ted W. Anderson	0	0.00%	0 0.00%
	Cast Votes:	0	0.00%	0 0.00%
	Over Votes:	0	0.00%	0 0.00%
	Under Votes:	0	0.00%	0 0.00%
<b>SKAGIT COUNTY CORONER, Vote For 1</b>				
DEM	Daniel Dempsey	0	0.00%	0 0.00%
	Cast Votes:	0	0.00%	0 0.00%
	Over Votes:	0	0.00%	0 0.00%
	Under Votes:	0	0.00%	0 0.00%
<b>SKAGIT COUNTY PROSECUTING ATTORNEY, Vote For 1</b>				
DEM	Rich Weyrich	0	0.00%	0 0.00%
REP	Tom Seguire	0	0.00%	0 0.00%
	Cast Votes:	0	0.00%	0 0.00%
	Over Votes:	0	0.00%	0 0.00%
	Under Votes:	0	0.00%	0 0.00%
<b>SKAGIT COUNTY SHERIFF, Vote For 1</b>				
DEM	Rick Grimstead	0	0.00%	0 0.00%
REP	Dave Corrion	0	0.00%	0 0.00%
	Cast Votes:	0	0.00%	0 0.00%
	Over Votes:	0	0.00%	0 0.00%
	Under Votes:	0	0.00%	0 0.00%
<b>SKAGIT COUNTY TREASURER, Vote For 1</b>				
REP	Katie Jungquist	0	0.00%	0 0.00%
	Cast Votes:	0	0.00%	0 0.00%
	Over Votes:	0	0.00%	0 0.00%
	Under Votes:	0	0.00%	0 0.00%
<b>STATE SUPREME COURT JUSTICE POSITION #2, Vote For 1</b>				
	Susan Owens	0	0.00%	0 0.00%
	Stephen Johnson	0	0.00%	0 0.00%
	Cast Votes:	0	0.00%	0 0.00%
	Over Votes:	0	0.00%	0 0.00%
	Under Votes:	0	0.00%	0 0.00%



200611290246

Skagit County Auditor

Precinct Report — Official

PRIMARY ELECTION — SKAGIT COUNTY WASHINGTON 2006 GENERAL ELECTION — November 07, 2006

Page 461 of 568

11/29/2006 12:46 PM

Total Number of Voters : 41,641 of 59,998 = 69.40%

Precincts Reporting 118 of 118 = 100.00%

Party	Candidate	Early	Election	Total
<b>Precinct 326 (Ballots Cast: 0)</b>				
<b>STATE SUPREME COURT JUSTICE POSITION #8, Vote For 1</b>				
	Gerry L. Alexander	0	0.00%	0 0.00%
	Cast Votes:	0	0.00%	0 0.00%
	Over Votes:	0	0.00%	0 0.00%
	Under Votes:	0	0.00%	0 0.00%
<b>STATE SUPREME COURT JUSTICE POSITION #9, Vote For 1</b>				
	Tom Chambers	0	0.00%	0 0.00%
	Cast Votes:	0	0.00%	0 0.00%
	Over Votes:	0	0.00%	0 0.00%
	Under Votes:	0	0.00%	0 0.00%
<b>COURT OF APPEALS DIVISION I DISTRICT #3 POSITION #1, Vote For 1</b>				
	Mary Kay Becker	0	0.00%	0 0.00%
	Cast Votes:	0	0.00%	0 0.00%
	Over Votes:	0	0.00%	0 0.00%
	Under Votes:	0	0.00%	0 0.00%
<b>DISTRICT COURT JUDGE POSITION 1, Vote For 1</b>				
	Warren M. Gilbert	0	0.00%	0 0.00%
	Colleen Kenimond	0	0.00%	0 0.00%
	Cast Votes:	0	0.00%	0 0.00%
	Over Votes:	0	0.00%	0 0.00%
	Under Votes:	0	0.00%	0 0.00%
<b>DISTRICT COURT JUDGE POSITION 2, Vote For 1</b>				
	David A. Svaren	0	0.00%	0 0.00%
	Cast Votes:	0	0.00%	0 0.00%
	Over Votes:	0	0.00%	0 0.00%
	Under Votes:	0	0.00%	0 0.00%
<b>PUBLIC UTILITY DISTRICT COMMISSIONER NO. 2, Vote For 1</b>				
	Robbie Robertson	0	0.00%	0 0.00%
	Michael C. Newman	0	0.00%	0 0.00%
	Cast Votes:	0	0.00%	0 0.00%
	Over Votes:	0	0.00%	0 0.00%
	Under Votes:	0	0.00%	0 0.00%



200611290246  
 Skagit County Auditor  
 11/29/2006 Page 477 of 584 2:34PM

Precinct Report — Official

PRIMARY ELECTION — SKAGIT COUNTY WASHINGTON 2006 GENERAL ELECTION — November 07, 2006

Total Number of Voters : 41,641 of 59,998 = 69.40%

Precincts Reporting 118 of 118 = 100.00%

Party	Candidate	Early	Election	Total
-------	-----------	-------	----------	-------

Precinct 326 (Ballots Cast: 0)

SKAGIT COUNTY BOARD OF COMMISSIONERS PROPOSITION NO. 2 FLUORIDATION ADVISORY MEASURE, Vote For 1


Yes	0	0.00%	0	0.00%	0	0.00%
No	0	0.00%	0	0.00%	0	0.00%
Cast Votes:	0	0.00%	0	0.00%	0	0.00%
Over Votes:	0	0.00%	0	0.00%	0	0.00%
Under Votes:	0	0.00%	0	0.00%	0	0.00%

11/29/2006 Page

478 of 584

Skagit County Auditor

200611290246



2:34PM

Precinct Report — Official

PRIMARY ELECTION — SKAGIT COUNTY WASHINGTON 2006 GENERAL ELECTION — November 07, 2006

Page 463 of 568

11/29/2006 12:46 PM

Total Number of Voters : 41,641 of 59,998 = 69.40%

Precincts Reporting 118 of 118 = 100.00%

Party	Candidate	Early	Election	Total
<b>Precinct 327 (Ballots Cast: 196)</b>				
<b>INITIATIVE MEASURE NO. 920, Vote For 1</b>				
	Yes	75 38.66%	0 0.00%	75 38.66%
	No	119 61.34%	0 0.00%	119 61.34%
	Cast Votes:	194 98.98%	0 0.00%	194 98.98%
	Over Votes:	0 0.00%	0 0.00%	0 0.00%
	Under Votes:	2 1.02%	0 0.00%	2 1.02%
<b>INITIATIVE MEASURE NO. 933, Vote For 1</b>				
	Yes	45 23.44%	0 0.00%	45 23.44%
	No	147 76.56%	0 0.00%	147 76.56%
	Cast Votes:	192 97.96%	0 0.00%	192 97.96%
	Over Votes:	0 0.00%	0 0.00%	0 0.00%
	Under Votes:	4 2.04%	0 0.00%	4 2.04%
<b>INITIATIVE MEASURE NO. 937, Vote For 1</b>				
	Yes	78 41.49%	0 0.00%	78 41.49%
	No	110 58.51%	0 0.00%	110 58.51%
	Cast Votes:	188 95.92%	0 0.00%	188 95.92%
	Over Votes:	0 0.00%	0 0.00%	0 0.00%
	Under Votes:	8 4.08%	0 0.00%	8 4.08%
<b>HOUSE JOINT RESOLUTION 4223, Vote For 1</b>				
	Approved	139 75.54%	0 0.00%	139 75.54%
	Rejected	45 24.46%	0 0.00%	45 24.46%
	Cast Votes:	184 93.88%	0 0.00%	184 93.88%
	Over Votes:	0 0.00%	0 0.00%	0 0.00%
	Under Votes:	12 6.12%	0 0.00%	12 6.12%
<b>PROPOSITION NO. 1 Emergency Medical Services Levy (Skagit County Medic 1), Vote For 1</b>				
	Yes	138 73.40%	0 0.00%	138 73.40%
	No	50 26.60%	0 0.00%	50 26.60%
	Cast Votes:	188 95.92%	0 0.00%	188 95.92%
	Over Votes:	0 0.00%	0 0.00%	0 0.00%
	Under Votes:	8 4.08%	0 0.00%	8 4.08%
<b>UNITED STATES SENATOR, Vote For 1</b>				
DEM	Maria Cantwell	87 44.85%	0 0.00%	87 44.85%
REP	Mike McGavick	99 51.03%	0 0.00%	99 51.03%
LIB	Bruce Guthrie	5 2.58%	0 0.00%	5 2.58%
IND	Robin Adair	0 0.00%	0 0.00%	0 0.00%
GRE	Aaron Dixon	3 1.55%	0 0.00%	3 1.55%
	Cast Votes:	194 98.98%	0 0.00%	194 98.98%
	Over Votes:	0 0.00%	0 0.00%	0 0.00%
	Under Votes:	2 1.02%	0 0.00%	2 1.02%



200611290246

Skagit County Auditor

11/29/2006 Page 479 of 584 2:34PM



Precinct Report — Official

PRIMARY ELECTION — SKAGIT COUNTY WASHINGTON 2006 GENERAL ELECTION — November 07, 2006

Page 464 of 568

11/29/2006 12:46 PM

Total Number of Voters : 41,641 of 59,998 = 69.40%

Precincts Reporting 118 of 118 = 100.00%

Party	Candidate	Early	Election	Total		
<b>Precinct 327 (Ballots Cast: 196)</b>						
<b>UNITED STATES REPRESENTATIVE DISTRICT #2, Vote For 1</b>						
DEM	Rick Larsen	111	56.92%	0 0.00%	111	56.92%
REP	Doug Roulstone	84	43.08%	0 0.00%	84	43.08%
Cast Votes:		195	99.49%	0 0.00%	195	99.49%
Over Votes:		0	0.00%	0 0.00%	0	0.00%
Under Votes:		1	0.51%	0 0.00%	1	0.51%
<b>STATE REPRESENTATIVE DISTRICT #10 POSITION #1, Vote For 1</b>						
REP	Chris Strow	151	100.00%	0 0.00%	151	100.00%
Cast Votes:		151	77.04%	0 0.00%	151	77.04%
Over Votes:		0	0.00%	0 0.00%	0	0.00%
Under Votes:		45	22.96%	0 0.00%	45	22.96%
<b>STATE REPRESENTATIVE DISTRICT #10 POSITION #2, Vote For 1</b>						
DEM	Tim Knue	85	44.27%	0 0.00%	85	44.27%
REP	Barbara Bailey	107	55.73%	0 0.00%	107	55.73%
Cast Votes:		192	97.96%	0 0.00%	192	97.96%
Over Votes:		0	0.00%	0 0.00%	0	0.00%
Under Votes:		4	2.04%	0 0.00%	4	2.04%
<b>SKAGIT COUNTY ASSESSOR, Vote For 1</b>						
REP	Mark Leander	160	100.00%	0 0.00%	160	100.00%
Cast Votes:		160	81.63%	0 0.00%	160	81.63%
Over Votes:		0	0.00%	0 0.00%	0	0.00%
Under Votes:		36	18.37%	0 0.00%	36	18.37%
<b>SKAGIT COUNTY AUDITOR, Vote For 1</b>						
DEM	Jeanne Youngquist	90	47.62%	0 0.00%	90	47.62%
REP	Norma Hickok-Brummett	99	52.38%	0 0.00%	99	52.38%
Cast Votes:		189	96.43%	0 0.00%	189	96.43%
Over Votes:		0	0.00%	0 0.00%	0	0.00%
Under Votes:		7	3.57%	0 0.00%	7	3.57%
<b>SKAGIT COUNTY CLERK, Vote For 1</b>						
DEM	Nancy Scott	148	100.00%	0 0.00%	148	100.00%
Cast Votes:		148	75.51%	0 0.00%	148	75.51%
Over Votes:		0	0.00%	0 0.00%	0	0.00%
Under Votes:		48	24.49%	0 0.00%	48	24.49%



200611290246  
Skagit County Auditor

Precinct Report — Official

PRIMARY ELECTION — SKAGIT COUNTY WASHINGTON 2006 GENERAL ELECTION — November 07, 2006


Page 465 of 568

11/29/2006 12:46 PM

Precincts Reporting 118 of 118 = 100.00%

Total Number of Voters : 41,641 of 59,998 = 69.40%

Party	Candidate	Early	Election	Total	
<b>Precinct 327 (Ballots Cast: 196)</b>					
<b>SKAGIT COUNTY COMMISSIONER DISTRICT 3, Vote For 1</b>					
DEM	Sharon D. Dillon	103	53.09%	0 0.00%	103 53.09%
REP	Ted W. Anderson	91	46.91%	0 0.00%	91 46.91%
	Cast Votes:	194	98.98%	0 0.00%	194 98.98%
	Over Votes:	0	0.00%	0 0.00%	0 0.00%
	Under Votes:	2	1.02%	0 0.00%	2 1.02%
<b>SKAGIT COUNTY CORONER, Vote For 1</b>					
DEM	Daniel Dempsey	152	100.00%	0 0.00%	152 100.00%
	Cast Votes:	152	77.55%	0 0.00%	152 77.55%
	Over Votes:	0	0.00%	0 0.00%	0 0.00%
	Under Votes:	44	22.45%	0 0.00%	44 22.45%
<b>SKAGIT COUNTY PROSECUTING ATTORNEY, Vote For 1</b>					
DEM	Rich Weyrich	98	51.04%	0 0.00%	98 51.04%
REP	Tom Seguine	94	48.96%	0 0.00%	94 48.96%
	Cast Votes:	192	97.96%	0 0.00%	192 97.96%
	Over Votes:	0	0.00%	0 0.00%	0 0.00%
	Under Votes:	4	2.04%	0 0.00%	4 2.04%
<b>SKAGIT COUNTY SHERIFF, Vote For 1</b>					
DEM	Rick Grimstead	92	48.42%	0 0.00%	92 48.42%
REP	Dave Corrian	98	51.58%	0 0.00%	98 51.58%
	Cast Votes:	190	96.94%	0 0.00%	190 96.94%
	Over Votes:	0	0.00%	0 0.00%	0 0.00%
	Under Votes:	6	3.06%	0 0.00%	6 3.06%
<b>SKAGIT COUNTY TREASURER, Vote For 1</b>					
REP	Katie Jungquist	164	100.00%	0 0.00%	164 100.00%
	Cast Votes:	164	83.67%	0 0.00%	164 83.67%
	Over Votes:	0	0.00%	0 0.00%	0 0.00%
	Under Votes:	32	16.33%	0 0.00%	32 16.33%
<b>STATE SUPREME COURT JUSTICE POSITION #2, Vote For 1</b>					
	Susan Owens	97	55.11%	0 0.00%	97 55.11%
	Stephen Johnson	79	44.89%	0 0.00%	79 44.89%
	Cast Votes:	176	89.80%	0 0.00%	176 89.80%
	Over Votes:	0	0.00%	0 0.00%	0 0.00%
	Under Votes:	20	10.20%	0 0.00%	20 10.20%



200611290246  
Skagit County Auditor

11/29/2006 Page 481 of 584 2:34PM

Precinct Report — Official

PRIMARY ELECTION — SKAGIT COUNTY WASHINGTON 2006 GENERAL ELECTION — November 07, 2006

Page 466 of 568

11/29/2006 12:46 PM

Total Number of Voters : 41,641 of 59,998 = 69.40%

Precincts Reporting 118 of 118 = 100.00%

Party	Candidate	Early	Election	Total	
<b>Precinct 327 (Ballots Cast: 196)</b>					
<b>STATE SUPREME COURT JUSTICE POSITION #8, Vote For 1</b>					
	Gerry L. Alexander	136	100.00%	0 0.00%	136 100.00%
	Cast Votes:	136	69.39%	0 0.00%	136 69.39%
	Over Votes:	0	0.00%	0 0.00%	0 0.00%
	Under Votes:	60	30.61%	0 0.00%	60 30.61%
<b>STATE SUPREME COURT JUSTICE POSITION #9, Vote For 1</b>					
	Tom Chambers	139	100.00%	0 0.00%	139 100.00%
	Cast Votes:	139	70.92%	0 0.00%	139 70.92%
	Over Votes:	0	0.00%	0 0.00%	0 0.00%
	Under Votes:	57	29.08%	0 0.00%	57 29.08%
<b>COURT OF APPEALS DIVISION I DISTRICT #3 POSITION #1, Vote For 1</b>					
	Mary Kay Becker	148	100.00%	0 0.00%	148 100.00%
	Cast Votes:	148	75.51%	0 0.00%	148 75.51%
	Over Votes:	0	0.00%	0 0.00%	0 0.00%
	Under Votes:	48	24.49%	0 0.00%	48 24.49%
<b>DISTRICT COURT JUDGE POSITION 1, Vote For 1</b>					
	Warren M. Gilbert	93	54.07%	0 0.00%	93 54.07%
	Colleen Kenimond	79	45.93%	0 0.00%	79 45.93%
	Cast Votes:	172	87.76%	0 0.00%	172 87.76%
	Over Votes:	0	0.00%	0 0.00%	0 0.00%
	Under Votes:	24	12.24%	0 0.00%	24 12.24%
<b>DISTRICT COURT JUDGE POSITION 2, Vote For 1</b>					
	David A. Svaren	139	100.00%	0 0.00%	139 100.00%
	Cast Votes:	139	70.92%	0 0.00%	139 70.92%
	Over Votes:	0	0.00%	0 0.00%	0 0.00%
	Under Votes:	57	29.08%	0 0.00%	57 29.08%
<b>PUBLIC UTILITY DISTRICT COMMISSIONER NO. 2, Vote For 1</b>					
	Robbie Robertson	77	49.36%	0 0.00%	77 49.36%
	Michael C. Newman	79	50.64%	0 0.00%	79 50.64%
	Cast Votes:	156	79.59%	0 0.00%	156 79.59%
	Over Votes:	0	0.00%	0 0.00%	0 0.00%
	Under Votes:	40	20.41%	0 0.00%	40 20.41%



200611290246

Skagit County Auditor

Precinct Report — Official

PRIMARY ELECTION — SKAGIT COUNTY WASHINGTON 2006 GENERAL ELECTION — November 07, 2006

Page 467 of 568

11/29/2006 12:46 PM

Total Number of Voters : 41,641 of 59,998 = 69.40%

Precincts Reporting 118 of 118 = 100.00%

Party	Candidate	Early	Election	Total
-------	-----------	-------	----------	-------

Precinct 327 (Ballots Cast: 196)

SKAGIT COUNTY BOARD OF COMMISSIONERS PROPOSITION NO. 2 FLUORIDATION ADVISORY MEASURE, Vote For 1

Yes	77	41.62%	0	0.00%	77	41.62%
No	108	58.38%	0	0.00%	108	58.38%
Cast Votes:	185	94.39%	0	0.00%	185	94.39%
Over Votes:	0	0.00%	0	0.00%	0	0.00%
Under Votes:	11	5.61%	0	0.00%	11	5.61%



200611290246  
Skagit County Auditor

11/29/2006 Page 483 of 584 2:34PM

Precinct Report — Official

PRIMARY ELECTION — SKAGIT COUNTY WASHINGTON 2006 GENERAL ELECTION — November 07, 2006

Total Number of Voters : 41,641 of 59,998 = 69.40%

Precincts Reporting 118 of 118 = 100.00%

Party	Candidate	Early	Election	Total
<b>Precinct 328 (Ballots Cast: 86)</b>				
<b>INITIATIVE MEASURE NO. 920, Vote For 1</b>				
	Yes	24 28.24%	0 0.00%	24 28.24%
	No	61 71.76%	0 0.00%	61 71.76%
	Cast Votes:	85 98.84%	0 0.00%	85 98.84%
	Over Votes:	0 0.00%	0 0.00%	0 0.00%
	Under Votes:	1 1.16%	0 0.00%	1 1.16%
<b>INITIATIVE MEASURE NO. 933, Vote For 1</b>				
	Yes	21 24.71%	0 0.00%	21 24.71%
	No	64 75.29%	0 0.00%	64 75.29%
	Cast Votes:	85 98.84%	0 0.00%	85 98.84%
	Over Votes:	0 0.00%	0 0.00%	0 0.00%
	Under Votes:	1 1.16%	0 0.00%	1 1.16%
<b>INITIATIVE MEASURE NO. 937, Vote For 1</b>				
	Yes	35 42.17%	0 0.00%	35 42.17%
	No	48 57.83%	0 0.00%	48 57.83%
	Cast Votes:	83 96.51%	0 0.00%	83 96.51%
	Over Votes:	0 0.00%	0 0.00%	0 0.00%
	Under Votes:	3 3.49%	0 0.00%	3 3.49%
<b>HOUSE JOINT RESOLUTION 4223, Vote For 1</b>				
	Approved	57 67.86%	0 0.00%	57 67.86%
	Rejected	27 32.14%	0 0.00%	27 32.14%
	Cast Votes:	84 97.67%	0 0.00%	84 97.67%
	Over Votes:	0 0.00%	0 0.00%	0 0.00%
	Under Votes:	2 2.33%	0 0.00%	2 2.33%
<b>PROPOSITION NO. 1 Emergency Medical Services Levy (Skagit County Medic 1), Vote For 1</b>				
	Yes	44 53.01%	0 0.00%	44 53.01%
	No	39 46.99%	0 0.00%	39 46.99%
	Cast Votes:	83 96.51%	0 0.00%	83 96.51%
	Over Votes:	0 0.00%	0 0.00%	0 0.00%
	Under Votes:	3 3.49%	0 0.00%	3 3.49%
<b>UNITED STATES SENATOR, Vote For 1</b>				
DEM	Maria Cantwell	48 56.47%	0 0.00%	48 56.47%
REP	Mike McGavick	28 32.94%	0 0.00%	28 32.94%
LIB	Bruce Guthrie	1 1.18%	0 0.00%	1 1.18%
IND	Robin Adair	5 5.88%	0 0.00%	5 5.88%
GRE	Aaron Dixon	3 3.53%	0 0.00%	3 3.53%
	Cast Votes:	85 98.84%	0 0.00%	85 98.84%
	Over Votes:	0 0.00%	0 0.00%	0 0.00%
	Under Votes:	1 1.16%	0 0.00%	1 1.16%

11/29/2006 Page 484 of 584 2:34PM

Skagit County Auditor



Precinct Report — Official

PRIMARY ELECTION — SKAGIT COUNTY WASHINGTON 2006 GENERAL ELECTION — November 07, 2006

Page 469 of 568

11/29/2006 12:46 PM

Precincts Reporting 118 of 118 = 100.00%

Total Number of Voters : 41,641 of 59,998 = 69.40%

Party	Candidate	Early	Election	Total
-------	-----------	-------	----------	-------

Precinct 328 (Ballots Cast: 86)

UNITED STATES REPRESENTATIVE DISTRICT #2, Vote For 1

DEM	Rick Larsen	59	69.41%	0	0.00%	59	69.41%
REP	Doug Roulstone	26	30.59%	0	0.00%	26	30.59%
Cast Votes:		85	98.84%	0	0.00%	85	98.84%
Over Votes:		0	0.00%	0	0.00%	0	0.00%
Under Votes:		1	1.16%	0	0.00%	1	1.16%

STATE REPRESENTATIVE DISTRICT #40 POSITION #1, Vote For 1

DEM	Dave Quail	64	76.19%	0	0.00%	64	76.19%
REP	Yoshe Revelle	20	23.81%	0	0.00%	20	23.81%
Cast Votes:		84	97.67%	0	0.00%	84	97.67%
Over Votes:		0	0.00%	0	0.00%	0	0.00%
Under Votes:		2	2.33%	0	0.00%	2	2.33%

STATE REPRESENTATIVE DISTRICT #40 POSITION #2, Vote For 1

DEM	Jeff Morris	65	100.00%	0	0.00%	65	100.00%
Cast Votes:		65	75.58%	0	0.00%	65	75.58%
Over Votes:		0	0.00%	0	0.00%	0	0.00%
Under Votes:		21	24.42%	0	0.00%	21	24.42%

SKAGIT COUNTY ASSESSOR, Vote For 1

REP	Mark Leander	59	100.00%	0	0.00%	59	100.00%
Cast Votes:		59	68.60%	0	0.00%	59	68.60%
Over Votes:		0	0.00%	0	0.00%	0	0.00%
Under Votes:		27	31.40%	0	0.00%	27	31.40%

SKAGIT COUNTY AUDITOR, Vote For 1

DEM	Jeanne Youngquist	54	65.85%	0	0.00%	54	65.85%
REP	Norma Hickok-Brummett	28	34.15%	0	0.00%	28	34.15%
Cast Votes:		82	95.35%	0	0.00%	82	95.35%
Over Votes:		0	0.00%	0	0.00%	0	0.00%
Under Votes:		4	4.65%	0	0.00%	4	4.65%

SKAGIT COUNTY CLERK, Vote For 1

DEM	Nancy Scott	60	100.00%	0	0.00%	60	100.00%
Cast Votes:		60	69.77%	0	0.00%	60	69.77%
Over Votes:		0	0.00%	0	0.00%	0	0.00%
Under Votes:		26	30.23%	0	0.00%	26	30.23%



200611290246  
Skagit County Auditor

11/29/2006 Page 485 of 584 2:34PM

Precinct Report — Official

PRIMARY ELECTION — SKAGIT COUNTY WASHINGTON 2006 GENERAL ELECTION — November 07, 2006

Page 470 of 568

11/29/2006 12:46 PM

Total Number of Voters : 41,641 of 59,998 = 69.40%

Precincts Reporting 118 of 118 = 100.00%

Party	Candidate	Early	Election	Total	
<b>Precinct 328 (Ballots Cast: 86)</b>					
<b>SKAGIT COUNTY COMMISSIONER DISTRICT 3, Vote For 1</b>					
DEM	Sharon D. Dillon	54	65.06%	0 0.00%	54 65.06%
REP	Ted W. Anderson	29	34.94%	0 0.00%	29 34.94%
	Cast Votes:	83	96.51%	0 0.00%	83 96.51%
	Over Votes:	0	0.00%	0 0.00%	0 0.00%
	Under Votes:	3	3.49%	0 0.00%	3 3.49%
<b>SKAGIT COUNTY CORONER, Vote For 1</b>					
DEM	Daniel Dempsey	63	100.00%	0 0.00%	63 100.00%
	Cast Votes:	63	73.26%	0 0.00%	63 73.26%
	Over Votes:	0	0.00%	0 0.00%	0 0.00%
	Under Votes:	23	26.74%	0 0.00%	23 26.74%
<b>SKAGIT COUNTY PROSECUTING ATTORNEY, Vote For 1</b>					
DEM	Rich Weyrich	63	75.00%	0 0.00%	63 75.00%
REP	Tom Seguire	21	25.00%	0 0.00%	21 25.00%
	Cast Votes:	84	97.67%	0 0.00%	84 97.67%
	Over Votes:	0	0.00%	0 0.00%	0 0.00%
	Under Votes:	2	2.33%	0 0.00%	2 2.33%
<b>SKAGIT COUNTY SHERIFF, Vote For 1</b>					
DEM	Rick Grimstead	55	67.07%	0 0.00%	55 67.07%
REP	Dave Corrion	27	32.93%	0 0.00%	27 32.93%
	Cast Votes:	82	95.35%	0 0.00%	82 95.35%
	Over Votes:	0	0.00%	0 0.00%	0 0.00%
	Under Votes:	4	4.65%	0 0.00%	4 4.65%
<b>SKAGIT COUNTY TREASURER, Vote For 1</b>					
REP	Katie Jungquist	60	100.00%	0 0.00%	60 100.00%
	Cast Votes:	60	69.77%	0 0.00%	60 69.77%
	Over Votes:	0	0.00%	0 0.00%	0 0.00%
	Under Votes:	26	30.23%	0 0.00%	26 30.23%
<b>STATE SUPREME COURT JUSTICE POSITION #2, Vote For 1</b>					
	Susan Owens	40	54.79%	0 0.00%	40 54.79%
	Stephen Johnson	33	45.21%	0 0.00%	33 45.21%
	Cast Votes:	73	84.88%	0 0.00%	73 84.88%
	Over Votes:	0	0.00%	0 0.00%	0 0.00%
	Under Votes:	13	15.12%	0 0.00%	13 15.12%



200611290246  
Skagit County Auditor

Precinct Report — Official

PRIMARY ELECTION — SKAGIT COUNTY WASHINGTON 2006 GENERAL ELECTION — November 07, 2006

Page 471 of 568

11/29/2006 12:46 PM

Precincts Reporting 118 of 118 = 100.00%

Total Number of Voters : 41,641 of 59,998 = 69.40%

Party	Candidate	Early	Election	Total
-------	-----------	-------	----------	-------

Precinct 328 (Ballots Cast: 86)

STATE SUPREME COURT JUSTICE POSITION #8, Vote For 1							
Gerry L. Alexander		57	100.00%	0	0.00%	57	100.00%
Cast Votes:		57	66.28%	0	0.00%	57	66.28%
Over Votes:		0	0.00%	0	0.00%	0	0.00%
Under Votes:		29	33.72%	0	0.00%	29	33.72%
STATE SUPREME COURT JUSTICE POSITION #9, Vote For 1							
Tom Chambers		57	100.00%	0	0.00%	57	100.00%
Cast Votes:		57	66.28%	0	0.00%	57	66.28%
Over Votes:		0	0.00%	0	0.00%	0	0.00%
Under Votes:		29	33.72%	0	0.00%	29	33.72%
COURT OF APPEALS DIVISION I DISTRICT #3 POSITION #1, Vote For 1							
Mary Kay Becker		58	100.00%	0	0.00%	58	100.00%
Cast Votes:		58	67.44%	0	0.00%	58	67.44%
Over Votes:		0	0.00%	0	0.00%	0	0.00%
Under Votes:		28	32.56%	0	0.00%	28	32.56%
DISTRICT COURT JUDGE POSITION 1, Vote For 1							
Warren M. Gilbert		42	58.33%	0	0.00%	42	58.33%
Colleen Kenimond		30	41.67%	0	0.00%	30	41.67%
Cast Votes:		72	83.72%	0	0.00%	72	83.72%
Over Votes:		0	0.00%	0	0.00%	0	0.00%
Under Votes:		14	16.28%	0	0.00%	14	16.28%
DISTRICT COURT JUDGE POSITION 2, Vote For 1							
David A. Svaren		56	100.00%	0	0.00%	56	100.00%
Cast Votes:		56	65.12%	0	0.00%	56	65.12%
Over Votes:		0	0.00%	0	0.00%	0	0.00%
Under Votes:		30	34.88%	0	0.00%	30	34.88%
PUBLIC UTILITY DISTRICT COMMISSIONER NO. 2, Vote For 1							
Robbie Robertson		43	68.25%	0	0.00%	43	68.25%
Michael C. Newman		20	31.75%	0	0.00%	20	31.75%
Cast Votes:		63	73.26%	0	0.00%	63	73.26%
Over Votes:		0	0.00%	0	0.00%	0	0.00%
Under Votes:		23	26.74%	0	0.00%	23	26.74%



200611290246  
 Skagit County Auditor  
 11/29/2006 Page 487 of 584 2:34PM



Precinct Report — Official

PRIMARY ELECTION — SKAGIT COUNTY WASHINGTON 2006 GENERAL ELECTION — November 07, 2006

Total Number of Voters : 41,641 of 59,998 = 69.40%

Precincts Reporting 118 of 118 = 100.00%

Party	Candidate	Early	Election	Total
-------	-----------	-------	----------	-------

Precinct 328 (Ballots Cast: 86)

SKAGIT COUNTY BOARD OF COMMISSIONERS PROPOSITION NO. 2 FLUORIDATION ADVISORY MEASURE, Vote For 1


Yes	35	41.18%	0	0.00%	35	41.18%
No	50	58.82%	0	0.00%	50	58.82%
Cast Votes:	85	98.84%	0	0.00%	85	98.84%
Over Votes:	0	0.00%	0	0.00%	0	0.00%
Under Votes:	1	1.16%	0	0.00%	1	1.16%

11/29/2006 Page

488 of 584 2:34PM

Skagit County Auditor

200611290246



Precinct Report — Official

PRIMARY ELECTION — SKAGIT COUNTY WASHINGTON 2006 GENERAL ELECTION — November 07, 2006

Page 473 of 568

11/29/2006 12:46 PM

Total Number of Voters : 41,641 of 59,998 = 69.40%

Precincts Reporting 118 of 118 = 100.00%

Party	Candidate	Early	Election	Total
<b>Precinct 329 (Ballots Cast: 0)</b>				
<b>INITIATIVE MEASURE NO. 920, Vote For 1</b>				
	Yes	0	0.00%	0 0.00%
	No	0	0.00%	0 0.00%
	Cast Votes:	0	0.00%	0 0.00%
	Over Votes:	0	0.00%	0 0.00%
	Under Votes:	0	0.00%	0 0.00%
<b>INITIATIVE MEASURE NO. 933, Vote For 1</b>				
	Yes	0	0.00%	0 0.00%
	No	0	0.00%	0 0.00%
	Cast Votes:	0	0.00%	0 0.00%
	Over Votes:	0	0.00%	0 0.00%
	Under Votes:	0	0.00%	0 0.00%
<b>INITIATIVE MEASURE NO. 937, Vote For 1</b>				
	Yes	0	0.00%	0 0.00%
	No	0	0.00%	0 0.00%
	Cast Votes:	0	0.00%	0 0.00%
	Over Votes:	0	0.00%	0 0.00%
	Under Votes:	0	0.00%	0 0.00%
<b>HOUSE JOINT RESOLUTION 4223, Vote For 1</b>				
	Approved	0	0.00%	0 0.00%
	Rejected	0	0.00%	0 0.00%
	Cast Votes:	0	0.00%	0 0.00%
	Over Votes:	0	0.00%	0 0.00%
	Under Votes:	0	0.00%	0 0.00%
<b>PROPOSITION NO. 1 Emergency Medical Services Levy (Skagit County Medic 1), Vote For 1</b>				
	Yes	0	0.00%	0 0.00%
	No	0	0.00%	0 0.00%
	Cast Votes:	0	0.00%	0 0.00%
	Over Votes:	0	0.00%	0 0.00%
	Under Votes:	0	0.00%	0 0.00%
<b>UNITED STATES SENATOR, Vote For 1</b>				
DEM	Maria Cantwell	0	0.00%	0 0.00%
REP	Mike McGavick	0	0.00%	0 0.00%
LIB	Bruce Guthrie	0	0.00%	0 0.00%
IND	Robin Adair	0	0.00%	0 0.00%
GRE	Aaron Dixon	0	0.00%	0 0.00%
	Cast Votes:	0	0.00%	0 0.00%
	Over Votes:	0	0.00%	0 0.00%
	Under Votes:	0	0.00%	0 0.00%



200611290246  
Skagit County Auditor

11/29/2006 Page 489 of 584 2:34PM

Precinct Report — Official

PRIMARY ELECTION — SKAGIT COUNTY WASHINGTON 2006 GENERAL ELECTION — November 07, 2006

Page 474 of 568

11/29/2006 12:46 PM

Total Number of Voters : 41,641 of 59,998 = 69.40%

Precincts Reporting 118 of 118 = 100.00%

Party	Candidate	Early	Election	Total
<b>Precinct 329 (Ballots Cast: 0)</b>				
<b>UNITED STATES REPRESENTATIVE DISTRICT #2, Vote For 1</b>				
DEM	Rick Larsen	0	0.00%	0 0.00%
REP	Doug Roulstone	0	0.00%	0 0.00%
	Cast Votes:	0	0.00%	0 0.00%
	Over Votes:	0	0.00%	0 0.00%
	Under Votes:	0	0.00%	0 0.00%
<b>STATE REPRESENTATIVE DISTRICT #39 POSITION #1, Vote For 1</b>				
DEM	Scott Olson	0	0.00%	0 0.00%
REP	Dan Kristiansen	0	0.00%	0 0.00%
	Cast Votes:	0	0.00%	0 0.00%
	Over Votes:	0	0.00%	0 0.00%
	Under Votes:	0	0.00%	0 0.00%
<b>STATE REPRESENTATIVE DISTRICT #39 POSITION #2, Vote For 1</b>				
REP	Kirk Pearson	0	0.00%	0 0.00%
	Cast Votes:	0	0.00%	0 0.00%
	Over Votes:	0	0.00%	0 0.00%
	Under Votes:	0	0.00%	0 0.00%
<b>SKAGIT COUNTY ASSESSOR, Vote For 1</b>				
REP	Mark Leander	0	0.00%	0 0.00%
	Cast Votes:	0	0.00%	0 0.00%
	Over Votes:	0	0.00%	0 0.00%
	Under Votes:	0	0.00%	0 0.00%
<b>SKAGIT COUNTY AUDITOR, Vote For 1</b>				
DEM	Jeanne Youngquist	0	0.00%	0 0.00%
REP	Norma Hickok-Brummett	0	0.00%	0 0.00%
	Cast Votes:	0	0.00%	0 0.00%
	Over Votes:	0	0.00%	0 0.00%
	Under Votes:	0	0.00%	0 0.00%
<b>SKAGIT COUNTY CLERK, Vote For 1</b>				
DEM	Nancy Scott	0	0.00%	0 0.00%
	Cast Votes:	0	0.00%	0 0.00%
	Over Votes:	0	0.00%	0 0.00%
	Under Votes:	0	0.00%	0 0.00%



200611290246  
Skagit County Auditor

Precinct Report — Official

PRIMARY ELECTION — SKAGIT COUNTY WASHINGTON 2006 GENERAL ELECTION — November 07, 2006

Page 475 of 568

11/29/2006 12:46 PM

Total Number of Voters : 41,641 of 59,998 = 69.40%

Precincts Reporting 118 of 118 = 100.00%

Party	Candidate	Early	Election	Total
-------	-----------	-------	----------	-------

Precinct 329 (Ballots Cast: 0)

SKAGIT COUNTY COMMISSIONER DISTRICT 3, Vote For 1

DEM	Sharon D. Dillon	0	0.00%	0	0.00%	0	0.00%
REP	Ted W. Anderson	0	0.00%	0	0.00%	0	0.00%

Cast Votes:	0	0.00%	0	0.00%	0	0.00%
Over Votes:	0	0.00%	0	0.00%	0	0.00%
Under Votes:	0	0.00%	0	0.00%	0	0.00%

SKAGIT COUNTY CORONER, Vote For 1

DEM	Daniel Dempsey	0	0.00%	0	0.00%	0	0.00%
-----	----------------	---	-------	---	-------	---	-------

Cast Votes:	0	0.00%	0	0.00%	0	0.00%
Over Votes:	0	0.00%	0	0.00%	0	0.00%
Under Votes:	0	0.00%	0	0.00%	0	0.00%

SKAGIT COUNTY PROSECUTING ATTORNEY, Vote For 1

DEM	Rich Weyrich	0	0.00%	0	0.00%	0	0.00%
REP	Tom Seguire	0	0.00%	0	0.00%	0	0.00%

Cast Votes:	0	0.00%	0	0.00%	0	0.00%
Over Votes:	0	0.00%	0	0.00%	0	0.00%
Under Votes:	0	0.00%	0	0.00%	0	0.00%

SKAGIT COUNTY SHERIFF, Vote For 1

DEM	Rick Grimstead	0	0.00%	0	0.00%	0	0.00%
REP	Dave Corrion	0	0.00%	0	0.00%	0	0.00%

Cast Votes:	0	0.00%	0	0.00%	0	0.00%
Over Votes:	0	0.00%	0	0.00%	0	0.00%
Under Votes:	0	0.00%	0	0.00%	0	0.00%

SKAGIT COUNTY TREASURER, Vote For 1

REP	Katie Jungquist	0	0.00%	0	0.00%	0	0.00%
-----	-----------------	---	-------	---	-------	---	-------

Cast Votes:	0	0.00%	0	0.00%	0	0.00%
Over Votes:	0	0.00%	0	0.00%	0	0.00%
Under Votes:	0	0.00%	0	0.00%	0	0.00%

STATE SUPREME COURT JUSTICE POSITION #2, Vote For 1

	Susan Owens	0	0.00%	0	0.00%	0	0.00%
	Stephen Johnson	0	0.00%	0	0.00%	0	0.00%

Cast Votes:	0	0.00%	0	0.00%	0	0.00%
Over Votes:	0	0.00%	0	0.00%	0	0.00%
Under Votes:	0	0.00%	0	0.00%	0	0.00%



200611290246

Skagit County Auditor

11/29/2006 Page 491 of 584 2:34PM

**Precinct Report — Official**

**PRIMARY ELECTION — SKAGIT COUNTY WASHINGTON 2006 GENERAL ELECTION — November 07, 2006**

Page 476 of 568

11/29/2006 12:46 PM

Total Number of Voters : 41,641 of 59,998 = 69.40%

Precincts Reporting 118 of 118 = 100.00%

Party	Candidate	Early	Election	Total
<b>Precinct 329 (Ballots Cast: 0)</b>				
<b>STATE SUPREME COURT JUSTICE POSITION #8, Vote For 1</b>				
	Gerry L. Alexander	0	0.00%	0 0.00%
	Cast Votes:	0	0.00%	0 0.00%
	Over Votes:	0	0.00%	0 0.00%
	Under Votes:	0	0.00%	0 0.00%
<b>STATE SUPREME COURT JUSTICE POSITION #9, Vote For 1</b>				
	Tom Chambers	0	0.00%	0 0.00%
	Cast Votes:	0	0.00%	0 0.00%
	Over Votes:	0	0.00%	0 0.00%
	Under Votes:	0	0.00%	0 0.00%
<b>COURT OF APPEALS DIVISION I DISTRICT #3 POSITION #1, Vote For 1</b>				
	Mary Kay Becker	0	0.00%	0 0.00%
	Cast Votes:	0	0.00%	0 0.00%
	Over Votes:	0	0.00%	0 0.00%
	Under Votes:	0	0.00%	0 0.00%
<b>DISTRICT COURT JUDGE POSITION 1, Vote For 1</b>				
	Warren M. Gilbert	0	0.00%	0 0.00%
	Colleen Kenimond	0	0.00%	0 0.00%
	Cast Votes:	0	0.00%	0 0.00%
	Over Votes:	0	0.00%	0 0.00%
	Under Votes:	0	0.00%	0 0.00%
<b>DISTRICT COURT JUDGE POSITION 2, Vote For 1</b>				
	David A. Svaren	0	0.00%	0 0.00%
	Cast Votes:	0	0.00%	0 0.00%
	Over Votes:	0	0.00%	0 0.00%
	Under Votes:	0	0.00%	0 0.00%
<b>PUBLIC UTILITY DISTRICT COMMISSIONER NO. 2, Vote For 1</b>				
	Robbie Robertson	0	0.00%	0 0.00%
	Michael C. Newman	0	0.00%	0 0.00%
	Cast Votes:	0	0.00%	0 0.00%
	Over Votes:	0	0.00%	0 0.00%
	Under Votes:	0	0.00%	0 0.00%



200611290246  
Skagit County Auditor

Precinct Report — Official

PRIMARY ELECTION — SKAGIT COUNTY WASHINGTON 2006 GENERAL ELECTION — November 07, 2006

Page 477 of 568

11/29/2006 12:46 PM

Total Number of Voters : 41,641 of 59,998 = 69.40%

Precincts Reporting 118 of 118 = 100.00%

Party	Candidate	Early	Election	Total
-------	-----------	-------	----------	-------

Precinct 329 (Ballots Cast: 0)

SKAGIT COUNTY BOARD OF COMMISSIONERS PROPOSITION NO. 2 FLUORIDATION ADVISORY MEASURE, Vote For 1

Yes	0	0.00%	0	0.00%	0	0.00%
No	0	0.00%	0	0.00%	0	0.00%
Cast Votes:	0	0.00%	0	0.00%	0	0.00%
Over Votes:	0	0.00%	0	0.00%	0	0.00%
Under Votes:	0	0.00%	0	0.00%	0	0.00%



200611290246  
Skagit County Auditor

11/29/2006 Page 493 of 584 2:34PM

Precinct Report — Official

PRIMARY ELECTION — SKAGIT COUNTY WASHINGTON 2006 GENERAL ELECTION — November 07, 2006

Total Number of Voters : 41,641 of 59,998 = 69.40%

Precincts Reporting 118 of 118 = 100.00%

Party	Candidate	Early	Election	Total
<b>Precinct 401 (Ballots Cast: 377)</b>				
<b>INITIATIVE MEASURE NO. 920, Vote For 1</b>				
	Yes	118 32.51%	0 0.00%	118 32.51%
	No	245 67.49%	0 0.00%	245 67.49%
	Cast Votes:	363 96.29%	0 0.00%	363 96.29%
	Over Votes:	0 0.00%	0 0.00%	0 0.00%
	Under Votes:	14 3.71%	0 0.00%	14 3.71%
<b>INITIATIVE MEASURE NO. 933, Vote For 1</b>				
	Yes	118 31.55%	0 0.00%	118 31.55%
	No	256 68.45%	0 0.00%	256 68.45%
	Cast Votes:	374 99.20%	0 0.00%	374 99.20%
	Over Votes:	0 0.00%	0 0.00%	0 0.00%
	Under Votes:	3 0.80%	0 0.00%	3 0.80%
<b>INITIATIVE MEASURE NO. 937, Vote For 1</b>				
	Yes	140 39.89%	0 0.00%	140 39.89%
	No	211 60.11%	0 0.00%	211 60.11%
	Cast Votes:	351 93.10%	0 0.00%	351 93.10%
	Over Votes:	0 0.00%	0 0.00%	0 0.00%
	Under Votes:	26 6.90%	0 0.00%	26 6.90%
<b>HOUSE JOINT RESOLUTION 4223, Vote For 1</b>				
	Approved	250 72.05%	0 0.00%	250 72.05%
	Rejected	97 27.95%	0 0.00%	97 27.95%
	Cast Votes:	347 92.04%	0 0.00%	347 92.04%
	Over Votes:	0 0.00%	0 0.00%	0 0.00%
	Under Votes:	30 7.96%	0 0.00%	30 7.96%
<b>PROPOSITION NO. 1 Emergency Medical Services Levy (Skagit County Medic 1), Vote For 1</b>				
	Yes	222 63.07%	0 0.00%	222 63.07%
	No	130 36.93%	0 0.00%	130 36.93%
	Cast Votes:	352 93.37%	0 0.00%	352 93.37%
	Over Votes:	0 0.00%	0 0.00%	0 0.00%
	Under Votes:	25 6.63%	0 0.00%	25 6.63%
<b>UNITED STATES SENATOR, Vote For 1</b>				
DEM	Maria Cantwell	187 50.54%	0 0.00%	187 50.54%
REP	Mike McGavick	167 45.14%	0 0.00%	167 45.14%
LIB	Bruce Guthrie	9 2.43%	0 0.00%	9 2.43%
IND	Robin Adair	4 1.08%	0 0.00%	4 1.08%
GRE	Aaron Dixon	3 0.81%	0 0.00%	3 0.81%
	Cast Votes:	370 98.14%	0 0.00%	370 98.14%
	Over Votes:	0 0.00%	0 0.00%	0 0.00%
	Under Votes:	7 1.86%	0 0.00%	7 1.86%

11/29/2006 Page 494 of 584 2:34PM

200611290246  
Skagit County Auditor



Precinct Report — Official

PRIMARY ELECTION — SKAGIT COUNTY WASHINGTON 2006 GENERAL ELECTION — November 07, 2006


Page 479 of 568

11/29/2006 12:46 PM

Total Number of Voters : 41,641 of 59,998 = 69.40%

Precincts Reporting 118 of 118 = 100.00%

Party	Candidate	Early	Election	Total		
<b>Precinct 401 (Ballots Cast: 377)</b>						
<b>UNITED STATES REPRESENTATIVE DISTRICT #2, Vote For 1</b>						
DEM	Rick Larsen	237	64.58%	0 0.00%	237	64.58%
REP	Doug Roulstone	130	35.42%	0 0.00%	130	35.42%
	<b>Cast Votes:</b>	367	97.35%	0 0.00%	367	97.35%
	<b>Over Votes:</b>	0	0.00%	0 0.00%	0	0.00%
	<b>Under Votes:</b>	10	2.65%	0 0.00%	10	2.65%
<b>STATE REPRESENTATIVE DISTRICT #39 POSITION #1, Vote For 1</b>						
DEM	Scott Olson	168	47.46%	0 0.00%	168	47.46%
REP	Dan Kristiansen	186	52.54%	0 0.00%	186	52.54%
	<b>Cast Votes:</b>	354	93.90%	0 0.00%	354	93.90%
	<b>Over Votes:</b>	0	0.00%	0 0.00%	0	0.00%
	<b>Under Votes:</b>	23	6.10%	0 0.00%	23	6.10%
<b>STATE REPRESENTATIVE DISTRICT #39 POSITION #2, Vote For 1</b>						
REP	Kirk Pearson	278	100.00%	0 0.00%	278	100.00%
	<b>Cast Votes:</b>	278	73.74%	0 0.00%	278	73.74%
	<b>Over Votes:</b>	0	0.00%	0 0.00%	0	0.00%
	<b>Under Votes:</b>	99	26.26%	0 0.00%	99	26.26%
<b>SKAGIT COUNTY ASSESSOR, Vote For 1</b>						
REP	Mark Leander	281	100.00%	0 0.00%	281	100.00%
	<b>Cast Votes:</b>	281	74.54%	0 0.00%	281	74.54%
	<b>Over Votes:</b>	0	0.00%	0 0.00%	0	0.00%
	<b>Under Votes:</b>	96	25.46%	0 0.00%	96	25.46%
<b>SKAGIT COUNTY AUDITOR, Vote For 1</b>						
DEM	Jeanne Youngquist	191	54.11%	0 0.00%	191	54.11%
REP	Norma Hickok-Brummett	162	45.89%	0 0.00%	162	45.89%
	<b>Cast Votes:</b>	353	93.63%	0 0.00%	353	93.63%
	<b>Over Votes:</b>	0	0.00%	0 0.00%	0	0.00%
	<b>Under Votes:</b>	24	6.37%	0 0.00%	24	6.37%
<b>SKAGIT COUNTY CLERK, Vote For 1</b>						
DEM	Nancy Scott	287	100.00%	0 0.00%	287	100.00%
	<b>Cast Votes:</b>	287	76.13%	0 0.00%	287	76.13%
	<b>Over Votes:</b>	0	0.00%	0 0.00%	0	0.00%
	<b>Under Votes:</b>	90	23.87%	0 0.00%	90	23.87%



200611290246  
Skagit County Auditor

11/29/2006 Page 495 of 584 2:34PM



**Precinct Report — Official**

**PRIMARY ELECTION — SKAGIT COUNTY WASHINGTON 2006 GENERAL ELECTION — November 07, 2006**

Page 480 of 568

11/29/2006 12:46 PM

Total Number of Voters : 41,641 of 59,998 = 69.40%

Precincts Reporting 118 of 118 = 100.00%

Party	Candidate	Early	Election	Total	
<b>Precinct 401 (Ballots Cast: 377)</b>					
<b>SKAGIT COUNTY COMMISSIONER DISTRICT 3, Vote For 1</b>					
DEM	Sharon D. Dillon	179	49.18%	0 0.00%	179 49.18%
REP	Ted W. Anderson	185	50.82%	0 0.00%	185 50.82%
	Cast Votes:	364	96.55%	0 0.00%	364 96.55%
	Over Votes:	0	0.00%	0 0.00%	0 0.00%
	Under Votes:	13	3.45%	0 0.00%	13 3.45%
<b>SKAGIT COUNTY CORONER, Vote For 1</b>					
DEM	Daniel Dempsey	288	100.00%	0 0.00%	288 100.00%
	Cast Votes:	288	76.39%	0 0.00%	288 76.39%
	Over Votes:	0	0.00%	0 0.00%	0 0.00%
	Under Votes:	89	23.61%	0 0.00%	89 23.61%
<b>SKAGIT COUNTY PROSECUTING ATTORNEY, Vote For 1</b>					
DEM	Rich Weyrich	194	54.34%	0 0.00%	194 54.34%
REP	Tom Seguire	163	45.66%	0 0.00%	163 45.66%
	Cast Votes:	357	94.69%	0 0.00%	357 94.69%
	Over Votes:	0	0.00%	0 0.00%	0 0.00%
	Under Votes:	20	5.31%	0 0.00%	20 5.31%
<b>SKAGIT COUNTY SHERIFF, Vote For 1</b>					
DEM	Rick Grimstead	174	48.33%	0 0.00%	174 48.33%
REP	Dave Corrian	186	51.67%	0 0.00%	186 51.67%
	Cast Votes:	360	95.49%	0 0.00%	360 95.49%
	Over Votes:	0	0.00%	0 0.00%	0 0.00%
	Under Votes:	17	4.51%	0 0.00%	17 4.51%
<b>SKAGIT COUNTY TREASURER, Vote For 1</b>					
REP	Katie Jungquist	290	100.00%	0 0.00%	290 100.00%
	Cast Votes:	290	76.92%	0 0.00%	290 76.92%
	Over Votes:	0	0.00%	0 0.00%	0 0.00%
	Under Votes:	87	23.08%	0 0.00%	87 23.08%
<b>STATE SUPREME COURT JUSTICE POSITION #2, Vote For 1</b>					
	Susan Owens	187	57.89%	0 0.00%	187 57.89%
	Stephen Johnson	136	42.11%	0 0.00%	136 42.11%
	Cast Votes:	323	85.68%	0 0.00%	323 85.68%
	Over Votes:	0	0.00%	0 0.00%	0 0.00%
	Under Votes:	54	14.32%	0 0.00%	54 14.32%



200611290246

Skagit County Auditor

Precinct Report — Official

PRIMARY ELECTION — SKAGIT COUNTY WASHINGTON 2006 GENERAL ELECTION — November 07, 2006

Page 481 of 568

11/29/2006 12:46 PM

Total Number of Voters : 41,641 of 59,998 = 69.40%

Precincts Reporting 118 of 118 = 100.00%

Party	Candidate	Early	Election	Total
-------	-----------	-------	----------	-------

Precinct 401 (Ballots Cast: 377)

<b>STATE SUPREME COURT JUSTICE POSITION #8, Vote For 1</b>							
	Gerry L. Alexander	263	100.00%	0	0.00%	263	100.00%
	Cast Votes:	263	69.76%	0	0.00%	263	69.76%
	Over Votes:	0	0.00%	0	0.00%	0	0.00%
	Under Votes:	114	30.24%	0	0.00%	114	30.24%
<b>STATE SUPREME COURT JUSTICE POSITION #9, Vote For 1</b>							
	Tom Chambers	267	100.00%	0	0.00%	267	100.00%
	Cast Votes:	267	70.82%	0	0.00%	267	70.82%
	Over Votes:	0	0.00%	0	0.00%	0	0.00%
	Under Votes:	110	29.18%	0	0.00%	110	29.18%
<b>COURT OF APPEALS DIVISION I DISTRICT #3 POSITION #1, Vote For 1</b>							
	Mary Kay Becker	261	100.00%	0	0.00%	261	100.00%
	Cast Votes:	261	69.23%	0	0.00%	261	69.23%
	Over Votes:	0	0.00%	0	0.00%	0	0.00%
	Under Votes:	116	30.77%	0	0.00%	116	30.77%
<b>DISTRICT COURT JUDGE POSITION 1, Vote For 1</b>							
	Warren M. Gilbert	189	57.80%	0	0.00%	189	57.80%
	Colleen Kenimond	138	42.20%	0	0.00%	138	42.20%
	Cast Votes:	327	86.74%	0	0.00%	327	86.74%
	Over Votes:	0	0.00%	0	0.00%	0	0.00%
	Under Votes:	50	13.26%	0	0.00%	50	13.26%
<b>DISTRICT COURT JUDGE POSITION 2, Vote For 1</b>							
	David A. Svaren	269	100.00%	0	0.00%	269	100.00%
	Cast Votes:	269	71.35%	0	0.00%	269	71.35%
	Over Votes:	0	0.00%	0	0.00%	0	0.00%
	Under Votes:	108	28.65%	0	0.00%	108	28.65%
<b>PUBLIC UTILITY DISTRICT COMMISSIONER NO. 2, Vote For 1</b>							
	Robbie Robertson	151	49.51%	0	0.00%	151	49.51%
	Michael C. Newman	154	50.49%	0	0.00%	154	50.49%
	Cast Votes:	305	80.90%	0	0.00%	305	80.90%
	Over Votes:	0	0.00%	0	0.00%	0	0.00%
	Under Votes:	72	19.10%	0	0.00%	72	19.10%



200611290246  
 Skagit County Auditor  
 11/29/2006 Page 497 of 584 2:34PM

Precinct Report — Official

PRIMARY ELECTION — SKAGIT COUNTY WASHINGTON 2006 GENERAL ELECTION — November 07, 2006

Page 482 of 568

11/29/2006 12:46 PM

Total Number of Voters : 41,641 of 59,998 = 69.40%

Precincts Reporting 118 of 118 = 100.00%

Party	Candidate	Early	Election	Total
-------	-----------	-------	----------	-------

Precinct 401 (Ballots Cast: 377)

SKAGIT COUNTY BOARD OF COMMISSIONERS PROPOSITION NO. 2 FLUORIDATION ADVISORY MEASURE, Vote For 1

Yes	189	53.85%	0	0.00%	189	53.85%
No	162	46.15%	0	0.00%	162	46.15%
Cast Votes:	351	93.10%	0	0.00%	351	93.10%
Over Votes:	0	0.00%	0	0.00%	0	0.00%
Under Votes:	26	6.90%	0	0.00%	26	6.90%

11/29/2006 Page 498 of 584 2:34PM

Skagit County Auditor

200611290246



Precinct Report — Official

PRIMARY ELECTION — SKAGIT COUNTY WASHINGTON 2006 GENERAL ELECTION — November 07, 2006

Page 483 of 568

11/29/2006 12:46 PM

Total Number of Voters : 41,641 of 59,998 = 69.40%

Precincts Reporting 118 of 118 = 100.00%

Party	Candidate	Early	Election	Total	
<b>Precinct 402 (Ballots Cast: 501)</b>					
<b>INITIATIVE MEASURE NO. 920, Vote For 1</b>					
	Yes	171	34.90%	0 0.00%	171 34.90%
	No	319	65.10%	0 0.00%	319 65.10%
	Cast Votes:	490	97.80%	0 0.00%	490 97.80%
	Over Votes:	0	0.00%	0 0.00%	0 0.00%
	Under Votes:	11	2.20%	0 0.00%	11 2.20%
<b>INITIATIVE MEASURE NO. 933, Vote For 1</b>					
	Yes	180	36.96%	0 0.00%	180 36.96%
	No	307	63.04%	0 0.00%	307 63.04%
	Cast Votes:	487	97.21%	0 0.00%	487 97.21%
	Over Votes:	0	0.00%	0 0.00%	0 0.00%
	Under Votes:	14	2.79%	0 0.00%	14 2.79%
<b>INITIATIVE MEASURE NO. 937, Vote For 1</b>					
	Yes	191	40.21%	0 0.00%	191 40.21%
	No	284	59.79%	0 0.00%	284 59.79%
	Cast Votes:	475	94.81%	0 0.00%	475 94.81%
	Over Votes:	0	0.00%	0 0.00%	0 0.00%
	Under Votes:	26	5.19%	0 0.00%	26 5.19%
<b>HOUSE JOINT RESOLUTION 4223, Vote For 1</b>					
	Approved	360	75.79%	0 0.00%	360 75.79%
	Rejected	115	24.21%	0 0.00%	115 24.21%
	Cast Votes:	475	94.81%	0 0.00%	475 94.81%
	Over Votes:	0	0.00%	0 0.00%	0 0.00%
	Under Votes:	26	5.19%	0 0.00%	26 5.19%
<b>PROPOSITION NO. 1 Emergency Medical Services Levy (Skagit County Medic 1), Vote For 1</b>					
	Yes	303	63.66%	0 0.00%	303 63.66%
	No	173	36.34%	0 0.00%	173 36.34%
	Cast Votes:	476	95.01%	0 0.00%	476 95.01%
	Over Votes:	0	0.00%	0 0.00%	0 0.00%
	Under Votes:	25	4.99%	0 0.00%	25 4.99%
<b>UNITED STATES SENATOR, Vote For 1</b>					
DEM	Maria Cantwell	231	47.34%	0 0.00%	231 47.34%
REP	Mike McGavick	247	50.61%	0 0.00%	247 50.61%
LIB	Bruce Guthrie	5	1.02%	0 0.00%	5 1.02%
IND	Robin Adair	3	0.61%	0 0.00%	3 0.61%
GRE	Aaron Dixon	2	0.41%	0 0.00%	2 0.41%
	Cast Votes:	488	97.41%	0 0.00%	488 97.41%
	Over Votes:	0	0.00%	0 0.00%	0 0.00%
	Under Votes:	13	2.59%	0 0.00%	13 2.59%



200611290246  
Skagit County Auditor

11/29/2006 Page 483 of 568 2:34PM

**Precinct Report — Official**

**PRIMARY ELECTION — SKAGIT COUNTY WASHINGTON 2006 GENERAL ELECTION — November 07, 2006**

Page 484 of 568

11/29/2006 12:46 PM

Total Number of Voters : 41,641 of 59,998 = 69.40%

Precincts Reporting 118 of 118 = 100.00%

Party	Candidate	Early	Election	Total	
<b>Precinct 402 (Ballots Cast: 501)</b>					
<b>UNITED STATES REPRESENTATIVE DISTRICT #2, Vote For 1</b>					
DEM	Rick Larsen	305	62.50%	0 0.00%	305 62.50%
REP	Doug Roulstone	183	37.50%	0 0.00%	183 37.50%
	<b>Cast Votes:</b>	488	97.41%	0 0.00%	488 97.41%
	<b>Over Votes:</b>	0	0.00%	0 0.00%	0 0.00%
	<b>Under Votes:</b>	13	2.59%	0 0.00%	13 2.59%
<b>STATE REPRESENTATIVE DISTRICT #39 POSITION #1, Vote For 1</b>					
DEM	Scott Olson	185	38.95%	0 0.00%	185 38.95%
REP	Dan Kristiansen	290	61.05%	0 0.00%	290 61.05%
	<b>Cast Votes:</b>	475	94.81%	0 0.00%	475 94.81%
	<b>Over Votes:</b>	0	0.00%	0 0.00%	0 0.00%
	<b>Under Votes:</b>	26	5.19%	0 0.00%	26 5.19%
<b>STATE REPRESENTATIVE DISTRICT #39 POSITION #2, Vote For 1</b>					
REP	Kirk Pearson	392	100.00%	0 0.00%	392 100.00%
	<b>Cast Votes:</b>	392	78.24%	0 0.00%	392 78.24%
	<b>Over Votes:</b>	0	0.00%	0 0.00%	0 0.00%
	<b>Under Votes:</b>	109	21.76%	0 0.00%	109 21.76%
<b>SKAGIT COUNTY ASSESSOR, Vote For 1</b>					
REP	Mark Leander	378	100.00%	0 0.00%	378 100.00%
	<b>Cast Votes:</b>	378	75.45%	0 0.00%	378 75.45%
	<b>Over Votes:</b>	0	0.00%	0 0.00%	0 0.00%
	<b>Under Votes:</b>	123	24.55%	0 0.00%	123 24.55%
<b>SKAGIT COUNTY AUDITOR, Vote For 1</b>					
DEM	Jeanne Youngquist	246	52.12%	0 0.00%	246 52.12%
REP	Norma Hickok-Brummett	226	47.88%	0 0.00%	226 47.88%
	<b>Cast Votes:</b>	472	94.21%	0 0.00%	472 94.21%
	<b>Over Votes:</b>	0	0.00%	0 0.00%	0 0.00%
	<b>Under Votes:</b>	29	5.79%	0 0.00%	29 5.79%
<b>SKAGIT COUNTY CLERK, Vote For 1</b>					
DEM	Nancy Scott	367	100.00%	0 0.00%	367 100.00%
	<b>Cast Votes:</b>	367	73.25%	0 0.00%	367 73.25%
	<b>Over Votes:</b>	0	0.00%	0 0.00%	0 0.00%
	<b>Under Votes:</b>	134	26.75%	0 0.00%	134 26.75%



200611290246

Skagit County Auditor

Precinct Report — Official

PRIMARY ELECTION — SKAGIT COUNTY WASHINGTON 2006 GENERAL ELECTION — November 07, 2006

Page 485 of 568

11/29/2006 12:46 PM

Precincts Reporting 118 of 118 = 100.00%

Total Number of Voters : 41,641 of 59,998 = 69.40%

Party	Candidate	Early	Election	Total	
<b>Precinct 402 (Ballots Cast: 501)</b>					
<b>SKAGIT COUNTY COMMISSIONER DISTRICT 3, Vote For 1</b>					
DEM	Sharon D. Dillon	223	45.88%	0 0.00%	223 45.88%
REP	Ted W. Anderson	263	54.12%	0 0.00%	263 54.12%
	Cast Votes:	486	97.01%	0 0.00%	486 97.01%
	Over Votes:	0	0.00%	0 0.00%	0 0.00%
	Under Votes:	15	2.99%	0 0.00%	15 2.99%
<b>SKAGIT COUNTY CORONER, Vote For 1</b>					
DEM	Daniel Dempsey	371	100.00%	0 0.00%	371 100.00%
	Cast Votes:	371	74.05%	0 0.00%	371 74.05%
	Over Votes:	0	0.00%	0 0.00%	0 0.00%
	Under Votes:	130	25.95%	0 0.00%	130 25.95%
<b>SKAGIT COUNTY PROSECUTING ATTORNEY, Vote For 1</b>					
DEM	Rich Weyrich	268	55.95%	0 0.00%	268 55.95%
REP	Tom Seguine	211	44.05%	0 0.00%	211 44.05%
	Cast Votes:	479	95.61%	0 0.00%	479 95.61%
	Over Votes:	0	0.00%	0 0.00%	0 0.00%
	Under Votes:	22	4.39%	0 0.00%	22 4.39%
<b>SKAGIT COUNTY SHERIFF, Vote For 1</b>					
DEM	Rick Grimstead	240	49.79%	0 0.00%	240 49.79%
REP	Dave Corrian	242	50.21%	0 0.00%	242 50.21%
	Cast Votes:	482	96.21%	0 0.00%	482 96.21%
	Over Votes:	0	0.00%	0 0.00%	0 0.00%
	Under Votes:	19	3.79%	0 0.00%	19 3.79%
<b>SKAGIT COUNTY TREASURER, Vote For 1</b>					
REP	Katie Jungquist	398	100.00%	0 0.00%	398 100.00%
	Cast Votes:	398	79.44%	0 0.00%	398 79.44%
	Over Votes:	0	0.00%	0 0.00%	0 0.00%
	Under Votes:	103	20.56%	0 0.00%	103 20.56%
<b>STATE SUPREME COURT JUSTICE POSITION #2, Vote For 1</b>					
	Susan Owens	237	54.61%	0 0.00%	237 54.61%
	Stephen Johnson	197	45.39%	0 0.00%	197 45.39%
	Cast Votes:	434	86.63%	0 0.00%	434 86.63%
	Over Votes:	0	0.00%	0 0.00%	0 0.00%
	Under Votes:	67	13.37%	0 0.00%	67 13.37%



200611290246  
Skagit County Auditor

11/29/2006 Page 501 of 584 2:34PM

**Precinct Report — Official**

**PRIMARY ELECTION — SKAGIT COUNTY WASHINGTON 2006 GENERAL ELECTION — November 07, 2006**

Page 486 of 568

11/29/2006 12:46 PM

Total Number of Voters : 41,641 of 59,998 = 69.40%

Precincts Reporting 118 of 118 = 100.00%

Party	Candidate	Early	Election	Total	
<b>Precinct 402 (Ballots Cast: 501)</b>					
<b>STATE SUPREME COURT JUSTICE POSITION #8, Vote For 1</b>					
	Gerry L. Alexander	349	100.00%	0 0.00%	349 100.00%
	Cast Votes:	349	69.66%	0 0.00%	349 69.66%
	Over Votes:	0	0.00%	0 0.00%	0 0.00%
	Under Votes:	152	30.34%	0 0.00%	152 30.34%
<b>STATE SUPREME COURT JUSTICE POSITION #9, Vote For 1</b>					
	Tom Chambers	355	100.00%	0 0.00%	355 100.00%
	Cast Votes:	355	70.86%	0 0.00%	355 70.86%
	Over Votes:	0	0.00%	0 0.00%	0 0.00%
	Under Votes:	146	29.14%	0 0.00%	146 29.14%
<b>COURT OF APPEALS DIVISION I DISTRICT #3 POSITION #1, Vote For 1</b>					
	Mary Kay Becker	352	100.00%	0 0.00%	352 100.00%
	Cast Votes:	352	70.26%	0 0.00%	352 70.26%
	Over Votes:	0	0.00%	0 0.00%	0 0.00%
	Under Votes:	149	29.74%	0 0.00%	149 29.74%
<b>DISTRICT COURT JUDGE POSITION 1, Vote For 1</b>					
	Warren M. Gilbert	266	62.15%	0 0.00%	266 62.15%
	Colleen Kenimond	162	37.85%	0 0.00%	162 37.85%
	Cast Votes:	428	85.43%	0 0.00%	428 85.43%
	Over Votes:	0	0.00%	0 0.00%	0 0.00%
	Under Votes:	73	14.57%	0 0.00%	73 14.57%
<b>DISTRICT COURT JUDGE POSITION 2, Vote For 1</b>					
	David A. Svaren	338	100.00%	0 0.00%	338 100.00%
	Cast Votes:	338	67.47%	0 0.00%	338 67.47%
	Over Votes:	0	0.00%	0 0.00%	0 0.00%
	Under Votes:	163	32.53%	0 0.00%	163 32.53%
<b>PUBLIC UTILITY DISTRICT COMMISSIONER NO. 2, Vote For 1</b>					
	Robbie Robertson	237	58.96%	0 0.00%	237 58.96%
	Michael C. Newman	165	41.04%	0 0.00%	165 41.04%
	Cast Votes:	402	80.24%	0 0.00%	402 80.24%
	Over Votes:	0	0.00%	0 0.00%	0 0.00%
	Under Votes:	99	19.76%	0 0.00%	99 19.76%



200611290246

Skagit County Auditor

Precinct Report — Official

PRIMARY ELECTION — SKAGIT COUNTY WASHINGTON 2006 GENERAL ELECTION — November 07, 2006

Page 487 of 568

11/29/2006 12:46 PM

Total Number of Voters : 41,641 of 59,998 = 69.40%

Precincts Reporting 118 of 118 = 100.00%

Party	Candidate	Early	Election	Total
-------	-----------	-------	----------	-------

Precinct 402 (Ballots Cast: 501)

SKAGIT COUNTY BOARD OF COMMISSIONERS PROPOSITION NO. 2 FLUORIDATION ADVISORY MEASURE, Vote For 1

Yes	224	46.38%	0	0.00%	224	46.38%
No	259	53.62%	0	0.00%	259	53.62%
Cast Votes:	483	96.41%	0	0.00%	483	96.41%
Over Votes:	0	0.00%	0	0.00%	0	0.00%
Under Votes:	18	3.59%	0	0.00%	18	3.59%



200611290246  
 Skagit County Auditor  
 11/29/2006 Page 503 of 584 2:34PM



Precinct Report — Official

PRIMARY ELECTION — SKAGIT COUNTY WASHINGTON 2006 GENERAL ELECTION — November 07, 2006

Total Number of Voters : 41,641 of 59,998 = 69.40%

Precincts Reporting 118 of 118 = 100.00%

Party	Candidate	Early	Election	Total
<b>Precinct 403 (Ballots Cast: 308)</b>				
<b>INITIATIVE MEASURE NO. 920, Vote For 1</b>				
	Yes	81 27.18%	0 0.00%	81 27.18%
	No	217 72.82%	0 0.00%	217 72.82%
	Cast Votes:	298 96.75%	0 0.00%	298 96.75%
	Over Votes:	0 0.00%	0 0.00%	0 0.00%
	Under Votes:	10 3.25%	0 0.00%	10 3.25%
<b>INITIATIVE MEASURE NO. 933, Vote For 1</b>				
	Yes	95 32.09%	0 0.00%	95 32.09%
	No	201 67.91%	0 0.00%	201 67.91%
	Cast Votes:	296 96.10%	0 0.00%	296 96.10%
	Over Votes:	0 0.00%	0 0.00%	0 0.00%
	Under Votes:	12 3.90%	0 0.00%	12 3.90%
<b>INITIATIVE MEASURE NO. 937, Vote For 1</b>				
	Yes	123 42.56%	0 0.00%	123 42.56%
	No	166 57.44%	0 0.00%	166 57.44%
	Cast Votes:	289 93.83%	0 0.00%	289 93.83%
	Over Votes:	0 0.00%	0 0.00%	0 0.00%
	Under Votes:	19 6.17%	0 0.00%	19 6.17%
<b>HOUSE JOINT RESOLUTION 4223, Vote For 1</b>				
	Approved	202 69.90%	0 0.00%	202 69.90%
	Rejected	87 30.10%	0 0.00%	87 30.10%
	Cast Votes:	289 93.83%	0 0.00%	289 93.83%
	Over Votes:	0 0.00%	0 0.00%	0 0.00%
	Under Votes:	19 6.17%	0 0.00%	19 6.17%
<b>PROPOSITION NO. 1 Emergency Medical Services Levy (Skagit County Medic 1), Vote For 1</b>				
	Yes	193 64.33%	0 0.00%	193 64.33%
	No	107 35.67%	0 0.00%	107 35.67%
	Cast Votes:	300 97.40%	0 0.00%	300 97.40%
	Over Votes:	0 0.00%	0 0.00%	0 0.00%
	Under Votes:	8 2.60%	0 0.00%	8 2.60%
<b>UNITED STATES SENATOR, Vote For 1</b>				
DEM	Maria Cantwell	165 54.82%	0 0.00%	165 54.82%
REP	Mike McGavick	121 40.20%	0 0.00%	121 40.20%
LIB	Bruce Guthrie	8 2.66%	0 0.00%	8 2.66%
IND	Robin Adair	5 1.66%	0 0.00%	5 1.66%
GRE	Aaron Dixon	2 0.66%	0 0.00%	2 0.66%
	Cast Votes:	301 97.73%	0 0.00%	301 97.73%
	Over Votes:	1 0.32%	0 0.00%	1 0.32%
	Under Votes:	6 1.95%	0 0.00%	6 1.95%

11/29/2006 Page 504 of 584 2:34PM

200611290246  
Skagit County Auditor



Precinct Report — Official

PRIMARY ELECTION — SKAGIT COUNTY WASHINGTON 2006 GENERAL ELECTION — November 07, 2006

Page 489 of 568

11/29/2006 12:46 PM

Total Number of Voters : 41,641 of 59,998 = 69.40%

Precincts Reporting 118 of 118 = 100.00%

Party	Candidate	Early	Election	Total
<b>Precinct 403 (Ballots Cast: 308)</b>				
<b>UNITED STATES REPRESENTATIVE DISTRICT #2, Vote For 1</b>				
DEM	Rick Larsen	201	67.22%	0 0.00% 201 67.22%
REP	Doug Roulstone	98	32.78%	0 0.00% 98 32.78%
	Cast Votes:	299	97.08%	0 0.00% 299 97.08%
	Over Votes:	0	0.00%	0 0.00% 0 0.00%
	Under Votes:	9	2.92%	0 0.00% 9 2.92%
<b>STATE REPRESENTATIVE DISTRICT #39 POSITION #1, Vote For 1</b>				
DEM	Scott Olson	149	50.85%	0 0.00% 149 50.85%
REP	Dan Kristiansen	144	49.15%	0 0.00% 144 49.15%
	Cast Votes:	293	95.13%	0 0.00% 293 95.13%
	Over Votes:	0	0.00%	0 0.00% 0 0.00%
	Under Votes:	15	4.87%	0 0.00% 15 4.87%
<b>STATE REPRESENTATIVE DISTRICT #39 POSITION #2, Vote For 1</b>				
REP	Kirk Pearson	225	100.00%	0 0.00% 225 100.00%
	Cast Votes:	225	73.05%	0 0.00% 225 73.05%
	Over Votes:	1	0.32%	0 0.00% 1 0.32%
	Under Votes:	82	26.62%	0 0.00% 82 26.62%
<b>SKAGIT COUNTY ASSESSOR, Vote For 1</b>				
REP	Mark Leander	225	100.00%	0 0.00% 225 100.00%
	Cast Votes:	225	73.05%	0 0.00% 225 73.05%
	Over Votes:	1	0.32%	0 0.00% 1 0.32%
	Under Votes:	82	26.62%	0 0.00% 82 26.62%
<b>SKAGIT COUNTY AUDITOR, Vote For 1</b>				
DEM	Jeanne Youngquist	166	55.52%	0 0.00% 166 55.52%
REP	Norma Hickok-Brummett	133	44.48%	0 0.00% 133 44.48%
	Cast Votes:	299	97.08%	0 0.00% 299 97.08%
	Over Votes:	0	0.00%	0 0.00% 0 0.00%
	Under Votes:	9	2.92%	0 0.00% 9 2.92%
<b>SKAGIT COUNTY CLERK, Vote For 1</b>				
DEM	Nancy Scott	245	100.00%	0 0.00% 245 100.00%
	Cast Votes:	245	79.55%	0 0.00% 245 79.55%
	Over Votes:	0	0.00%	0 0.00% 0 0.00%
	Under Votes:	63	20.45%	0 0.00% 63 20.45%



200611290246  
 Skagit County Auditor  
 11/29/2006 Page 505 of 584 2:34PM

**Precinct Report — Official**

**PRIMARY ELECTION — SKAGIT COUNTY WASHINGTON 2006 GENERAL ELECTION — November 07, 2006**

Page 490 of 568

11/29/2006 12:46 PM

Total Number of Voters : 41,641 of 59,998 = 69.40%

Precincts Reporting 118 of 118 = 100.00%

Party	Candidate	Early	Election	Total	
<b>Precinct 403 (Ballots Cast: 308)</b>					
<b>SKAGIT COUNTY COMMISSIONER DISTRICT 3, Vote For 1</b>					
DEM	Sharon D. Dillon	160	53.51%	0 0.00%	160 53.51%
REP	Ted W. Anderson	139	46.49%	0 0.00%	139 46.49%
	Cast Votes:	299	97.08%	0 0.00%	299 97.08%
	Over Votes:	0	0.00%	0 0.00%	0 0.00%
	Under Votes:	9	2.92%	0 0.00%	9 2.92%
<b>SKAGIT COUNTY CORONER, Vote For 1</b>					
DEM	Daniel Dempsey	243	100.00%	0 0.00%	243 100.00%
	Cast Votes:	243	78.90%	0 0.00%	243 78.90%
	Over Votes:	0	0.00%	0 0.00%	0 0.00%
	Under Votes:	65	21.10%	0 0.00%	65 21.10%
<b>SKAGIT COUNTY PROSECUTING ATTORNEY, Vote For 1</b>					
DEM	Rich Weyrich	172	57.91%	0 0.00%	172 57.91%
REP	Tom Seguire	125	42.09%	0 0.00%	125 42.09%
	Cast Votes:	297	96.43%	0 0.00%	297 96.43%
	Over Votes:	0	0.00%	0 0.00%	0 0.00%
	Under Votes:	11	3.57%	0 0.00%	11 3.57%
<b>SKAGIT COUNTY SHERIFF, Vote For 1</b>					
DEM	Rick Grimstead	158	53.20%	0 0.00%	158 53.20%
REP	Dave Corrion	139	46.80%	0 0.00%	139 46.80%
	Cast Votes:	297	96.43%	0 0.00%	297 96.43%
	Over Votes:	0	0.00%	0 0.00%	0 0.00%
	Under Votes:	11	3.57%	0 0.00%	11 3.57%
<b>SKAGIT COUNTY TREASURER, Vote For 1</b>					
REP	Katie Jungquist	233	100.00%	0 0.00%	233 100.00%
	Cast Votes:	233	75.65%	0 0.00%	233 75.65%
	Over Votes:	0	0.00%	0 0.00%	0 0.00%
	Under Votes:	75	24.35%	0 0.00%	75 24.35%
<b>STATE SUPREME COURT JUSTICE POSITION #2, Vote For 1</b>					
	Susan Owens	171	63.33%	0 0.00%	171 63.33%
	Stephen Johnson	99	36.67%	0 0.00%	99 36.67%
	Cast Votes:	270	87.66%	0 0.00%	270 87.66%
	Over Votes:	0	0.00%	0 0.00%	0 0.00%
	Under Votes:	38	12.34%	0 0.00%	38 12.34%



200611290246

Skagit County Auditor

Precinct Report — Official

PRIMARY ELECTION — SKAGIT COUNTY WASHINGTON 2006 GENERAL ELECTION — November 07, 2006

Page 491 of 568

11/29/2006 12:46 PM

Precincts Reporting 118 of 118 = 100.00%

Total Number of Voters : 41,641 of 59,998 = 69.40%

Party	Candidate	Early	Election	Total
<b>Precinct 403 (Ballots Cast: 308)</b>				
<b>STATE SUPREME COURT JUSTICE POSITION #8, Vote For 1</b>				
	Gerry L. Alexander	222 100.00%	0 0.00%	222 100.00%
	Cast Votes:	222 72.08%	0 0.00%	222 72.08%
	Over Votes:	0 0.00%	0 0.00%	0 0.00%
	Under Votes:	86 27.92%	0 0.00%	86 27.92%
<b>STATE SUPREME COURT JUSTICE POSITION #9, Vote For 1</b>				
	Tom Chambers	220 100.00%	0 0.00%	220 100.00%
	Cast Votes:	220 71.43%	0 0.00%	220 71.43%
	Over Votes:	0 0.00%	0 0.00%	0 0.00%
	Under Votes:	88 28.57%	0 0.00%	88 28.57%
<b>COURT OF APPEALS DIVISION I DISTRICT #3 POSITION #1, Vote For 1</b>				
	Mary Kay Becker	221 100.00%	0 0.00%	221 100.00%
	Cast Votes:	221 71.75%	0 0.00%	221 71.75%
	Over Votes:	0 0.00%	0 0.00%	0 0.00%
	Under Votes:	87 28.25%	0 0.00%	87 28.25%
<b>DISTRICT COURT JUDGE POSITION 1, Vote For 1</b>				
	Warren M. Gilbert	160 60.38%	0 0.00%	160 60.38%
	Colleen Kenimond	105 39.62%	0 0.00%	105 39.62%
	Cast Votes:	265 86.04%	0 0.00%	265 86.04%
	Over Votes:	0 0.00%	0 0.00%	0 0.00%
	Under Votes:	43 13.96%	0 0.00%	43 13.96%
<b>DISTRICT COURT JUDGE POSITION 2, Vote For 1</b>				
	David A. Svaren	216 100.00%	0 0.00%	216 100.00%
	Cast Votes:	216 70.13%	0 0.00%	216 70.13%
	Over Votes:	0 0.00%	0 0.00%	0 0.00%
	Under Votes:	92 29.87%	0 0.00%	92 29.87%
<b>PUBLIC UTILITY DISTRICT COMMISSIONER NO. 2, Vote For 1</b>				
	Robbie Robertson	144 59.26%	0 0.00%	144 59.26%
	Michael C. Newman	99 40.74%	0 0.00%	99 40.74%
	Cast Votes:	243 78.90%	0 0.00%	243 78.90%
	Over Votes:	0 0.00%	0 0.00%	0 0.00%
	Under Votes:	65 21.10%	0 0.00%	65 21.10%



200611290246  
Skagit County Auditor

11/29/2006 Page 507 of 584 2:34PM

Precinct Report — Official

PRIMARY ELECTION — SKAGIT COUNTY WASHINGTON 2006 GENERAL ELECTION — November 07, 2006

Page 492 of 568

11/29/2006 12:46 PM

Total Number of Voters : 41,641 of 59,998 = 69.40%

Precincts Reporting 118 of 118 = 100.00%

Party	Candidate	Early	Election	Total
<b>Precinct 403 (Ballots Cast: 308)</b>				
SKAGIT COUNTY BOARD OF COMMISSIONERS PROPOSITION NO. 2 FLUORIDATION ADVISORY MEASURE, Vote For 1				
Yes		161 54.21%	0 0.00%	161 54.21%
No		136 45.79%	0 0.00%	136 45.79%
	Cast Votes:	297 96.43%	0 0.00%	297 96.43%
	Over Votes:	0 0.00%	0 0.00%	0 0.00%
	Under Votes:	11 3.57%	0 0.00%	11 3.57%

11/29/2006 Page 508 of 584 2:34PM  
 Skagit County Auditor  
 200611290246

Precinct Report — Official

PRIMARY ELECTION — SKAGIT COUNTY WASHINGTON 2006 GENERAL ELECTION — November 07, 2006

Page 493 of 568

11/29/2006 12:46 PM

Total Number of Voters : 41,641 of 59,998 = 69.40%

Precincts Reporting 118 of 118 = 100.00%

Party	Candidate	Early	Election	Total
-------	-----------	-------	----------	-------

Precinct 404 (Ballots Cast: 513)

<b>INITIATIVE MEASURE NO. 920, Vote For 1</b>					
Yes		142	28.69%	0 0.00%	142 28.69%
No		353	71.31%	0 0.00%	353 71.31%
	Cast Votes:	495	96.49%	0 0.00%	495 96.49%
	Over Votes:	0	0.00%	0 0.00%	0 0.00%
	Under Votes:	18	3.51%	0 0.00%	18 3.51%
<b>INITIATIVE MEASURE NO. 933, Vote For 1</b>					
Yes		137	27.85%	0 0.00%	137 27.85%
No		355	72.15%	0 0.00%	355 72.15%
	Cast Votes:	492	95.91%	0 0.00%	492 95.91%
	Over Votes:	0	0.00%	0 0.00%	0 0.00%
	Under Votes:	21	4.09%	0 0.00%	21 4.09%
<b>INITIATIVE MEASURE NO. 937, Vote For 1</b>					
Yes		201	41.88%	0 0.00%	201 41.88%
No		279	58.13%	0 0.00%	279 58.13%
	Cast Votes:	480	93.57%	0 0.00%	480 93.57%
	Over Votes:	0	0.00%	0 0.00%	0 0.00%
	Under Votes:	33	6.43%	0 0.00%	33 6.43%
<b>HOUSE JOINT RESOLUTION 4223, Vote For 1</b>					
Approved		324	68.21%	0 0.00%	324 68.21%
Rejected		151	31.79%	0 0.00%	151 31.79%
	Cast Votes:	475	92.59%	0 0.00%	475 92.59%
	Over Votes:	0	0.00%	0 0.00%	0 0.00%
	Under Votes:	38	7.41%	0 0.00%	38 7.41%
<b>PROPOSITION NO. 1 Emergency Medical Services Levy (Skagit County Medic 1), Vote For 1</b>					
Yes		309	63.19%	0 0.00%	309 63.19%
No		180	36.81%	0 0.00%	180 36.81%
	Cast Votes:	489	95.32%	0 0.00%	489 95.32%
	Over Votes:	0	0.00%	0 0.00%	0 0.00%
	Under Votes:	24	4.68%	0 0.00%	24 4.68%
<b>UNITED STATES SENATOR, Vote For 1</b>					
DEM	Maria Cantwell	287	56.50%	0 0.00%	287 56.50%
REP	Mike McGavick	203	39.96%	0 0.00%	203 39.96%
LIB	Bruce Guthrie	8	1.57%	0 0.00%	8 1.57%
IND	Robin Adair	6	1.18%	0 0.00%	6 1.18%
GRE	Aaron Dixon	4	0.79%	0 0.00%	4 0.79%
	Cast Votes:	508	99.03%	0 0.00%	508 99.03%
	Over Votes:	0	0.00%	0 0.00%	0 0.00%
	Under Votes:	5	0.97%	0 0.00%	5 0.97%



200611290246  
Skagit County Auditor

11/29/2006 Page 509 of 584 2:34PM

**Precinct Report — Official**

**PRIMARY ELECTION — SKAGIT COUNTY WASHINGTON 2006 GENERAL ELECTION — November 07, 2006**

Page 494 of 568

11/29/2006 12:46 PM

Total Number of Voters : 41,641 of 59,998 = 69.40%

Precincts Reporting 118 of 118 = 100.00%

Party	Candidate	Early	Election	Total	
<b>Precinct 404 (Ballots Cast: 513)</b>					
<b>UNITED STATES REPRESENTATIVE DISTRICT #2, Vote For 1</b>					
DEM	Rick Larsen	358	72.03%	0 0.00%	358 72.03%
REP	Doug Roulstone	139	27.97%	0 0.00%	139 27.97%
	Cast Votes:	497	96.88%	0 0.00%	497 96.88%
	Over Votes:	0	0.00%	0 0.00%	0 0.00%
	Under Votes:	16	3.12%	0 0.00%	16 3.12%
<b>STATE REPRESENTATIVE DISTRICT #39 POSITION #1, Vote For 1</b>					
DEM	Scott Olson	258	53.09%	0 0.00%	258 53.09%
REP	Dan Kristiansen	228	46.91%	0 0.00%	228 46.91%
	Cast Votes:	486	94.74%	0 0.00%	486 94.74%
	Over Votes:	0	0.00%	0 0.00%	0 0.00%
	Under Votes:	27	5.26%	0 0.00%	27 5.26%
<b>STATE REPRESENTATIVE DISTRICT #39 POSITION #2, Vote For 1</b>					
REP	Kirk Pearson	387	100.00%	0 0.00%	387 100.00%
	Cast Votes:	387	75.44%	0 0.00%	387 75.44%
	Over Votes:	0	0.00%	0 0.00%	0 0.00%
	Under Votes:	126	24.56%	0 0.00%	126 24.56%
<b>SKAGIT COUNTY ASSESSOR, Vote For 1</b>					
REP	Mark Leander	381	100.00%	0 0.00%	381 100.00%
	Cast Votes:	381	74.27%	0 0.00%	381 74.27%
	Over Votes:	0	0.00%	0 0.00%	0 0.00%
	Under Votes:	132	25.73%	0 0.00%	132 25.73%
<b>SKAGIT COUNTY AUDITOR, Vote For 1</b>					
DEM	Jeanne Youngquist	298	60.82%	0 0.00%	298 60.82%
REP	Norma Hickok-Brummett	192	39.18%	0 0.00%	192 39.18%
	Cast Votes:	490	95.52%	0 0.00%	490 95.52%
	Over Votes:	0	0.00%	0 0.00%	0 0.00%
	Under Votes:	23	4.48%	0 0.00%	23 4.48%
<b>SKAGIT COUNTY CLERK, Vote For 1</b>					
DEM	Nancy Scott	405	100.00%	0 0.00%	405 100.00%
	Cast Votes:	405	78.95%	0 0.00%	405 78.95%
	Over Votes:	0	0.00%	0 0.00%	0 0.00%
	Under Votes:	108	21.05%	0 0.00%	108 21.05%



200611290246

Skagit County Auditor

Precinct Report — Official

PRIMARY ELECTION — SKAGIT COUNTY WASHINGTON 2006 GENERAL ELECTION — November 07, 2006

Total Number of Voters : 41,641 of 59,998 = 69.40%

Precincts Reporting 118 of 118 = 100.00%

Party	Candidate	Early	Election	Total	
<b>Precinct 404 (Ballots Cast: 513)</b>					
<b>SKAGIT COUNTY COMMISSIONER DISTRICT 3, Vote For 1</b>					
DEM	Sharon D. Dillon	247	49.80%	0 0.00%	247 49.80%
REP	Ted W. Anderson	249	50.20%	0 0.00%	249 50.20%
	Cast Votes:	496	96.69%	0 0.00%	496 96.69%
	Over Votes:	0	0.00%	0 0.00%	0 0.00%
	Under Votes:	17	3.31%	0 0.00%	17 3.31%
<b>SKAGIT COUNTY CORONER, Vote For 1</b>					
DEM	Daniel Dempsey	394	100.00%	0 0.00%	394 100.00%
	Cast Votes:	394	76.80%	0 0.00%	394 76.80%
	Over Votes:	0	0.00%	0 0.00%	0 0.00%
	Under Votes:	119	23.20%	0 0.00%	119 23.20%
<b>SKAGIT COUNTY PROSECUTING ATTORNEY, Vote For 1</b>					
DEM	Rich Weyrich	303	62.47%	0 0.00%	303 62.47%
REP	Tom Seguire	182	37.53%	0 0.00%	182 37.53%
	Cast Votes:	485	94.54%	0 0.00%	485 94.54%
	Over Votes:	0	0.00%	0 0.00%	0 0.00%
	Under Votes:	28	5.46%	0 0.00%	28 5.46%
<b>SKAGIT COUNTY SHERIFF, Vote For 1</b>					
DEM	Rick Grimstead	264	53.99%	0 0.00%	264 53.99%
REP	Dave Corrión	225	46.01%	0 0.00%	225 46.01%
	Cast Votes:	489	95.32%	0 0.00%	489 95.32%
	Over Votes:	0	0.00%	0 0.00%	0 0.00%
	Under Votes:	24	4.68%	0 0.00%	24 4.68%
<b>SKAGIT COUNTY TREASURER, Vote For 1</b>					
REP	Katie Jungquist	399	100.00%	0 0.00%	399 100.00%
	Cast Votes:	399	77.78%	0 0.00%	399 77.78%
	Over Votes:	0	0.00%	0 0.00%	0 0.00%
	Under Votes:	114	22.22%	0 0.00%	114 22.22%
<b>STATE SUPREME COURT JUSTICE POSITION #2, Vote For 1</b>					
	Susan Owens	263	61.31%	0 0.00%	263 61.31%
	Stephen Johnson	166	38.69%	0 0.00%	166 38.69%
	Cast Votes:	429	83.63%	0 0.00%	429 83.63%
	Over Votes:	0	0.00%	0 0.00%	0 0.00%
	Under Votes:	84	16.37%	0 0.00%	84 16.37%



200611290246  
Skagit County Auditor



**Precinct Report — Official**

**PRIMARY ELECTION — SKAGIT COUNTY WASHINGTON 2006 GENERAL ELECTION — November 07, 2006**

Page 496 of 568

11/29/2006 12:46 PM

Total Number of Voters : 41,641 of 59,998 = 69.40%

Precincts Reporting 118 of 118 = 100.00%

Party	Candidate	Early	Election	Total
<b>Precinct 404 (Ballots Cast: 513)</b>				
<b>STATE SUPREME COURT JUSTICE POSITION #8, Vote For 1</b>				
	Gerry L. Alexander	359 100.00%	0 0.00%	359 100.00%
	Cast Votes:	359 69.98%	0 0.00%	359 69.98%
	Over Votes:	0 0.00%	0 0.00%	0 0.00%
	Under Votes:	154 30.02%	0 0.00%	154 30.02%
<b>STATE SUPREME COURT JUSTICE POSITION #9, Vote For 1</b>				
	Tom Chambers	363 100.00%	0 0.00%	363 100.00%
	Cast Votes:	363 70.76%	0 0.00%	363 70.76%
	Over Votes:	0 0.00%	0 0.00%	0 0.00%
	Under Votes:	150 29.24%	0 0.00%	150 29.24%
<b>COURT OF APPEALS DIVISION I DISTRICT #3 POSITION #1, Vote For 1</b>				
	Mary Kay Becker	366 100.00%	0 0.00%	366 100.00%
	Cast Votes:	366 71.35%	0 0.00%	366 71.35%
	Over Votes:	0 0.00%	0 0.00%	0 0.00%
	Under Votes:	147 28.65%	0 0.00%	147 28.65%
<b>DISTRICT COURT JUDGE POSITION 1, Vote For 1</b>				
	Warren M. Gilbert	263 59.91%	0 0.00%	263 59.91%
	Colleen Kenimond	176 40.09%	0 0.00%	176 40.09%
	Cast Votes:	439 85.58%	0 0.00%	439 85.58%
	Over Votes:	0 0.00%	0 0.00%	0 0.00%
	Under Votes:	74 14.42%	0 0.00%	74 14.42%
<b>DISTRICT COURT JUDGE POSITION 2, Vote For 1</b>				
	David A. Svaren	358 100.00%	0 0.00%	358 100.00%
	Cast Votes:	358 69.79%	0 0.00%	358 69.79%
	Over Votes:	0 0.00%	0 0.00%	0 0.00%
	Under Votes:	155 30.21%	0 0.00%	155 30.21%
<b>PUBLIC UTILITY DISTRICT COMMISSIONER NO. 2, Vote For 1</b>				
	Robbie Robertson	249 62.25%	0 0.00%	249 62.25%
	Michael C. Newman	151 37.75%	0 0.00%	151 37.75%
	Cast Votes:	400 77.97%	0 0.00%	400 77.97%
	Over Votes:	0 0.00%	0 0.00%	0 0.00%
	Under Votes:	113 22.03%	0 0.00%	113 22.03%



200611290246

Skagit County Auditor

**Precinct Report — Official**

**PRIMARY ELECTION — SKAGIT COUNTY WASHINGTON 2006 GENERAL ELECTION — November 07, 2006**

Page 497 of 568

11/29/2006 12:46 PM

Total Number of Voters : 41,641 of 59,998 = 69.40%

Precincts Reporting 118 of 118 = 100.00%

Party	Candidate	Early	Election	Total
-------	-----------	-------	----------	-------

**Precinct 404 (Ballots Cast: 513)**

**SKAGIT COUNTY BOARD OF COMMISSIONERS PROPOSITION NO. 2 FLUORIDATION ADVISORY MEASURE, Vote For 1**

Yes	227	46.33%	0	0.00%	227	46.33%
No	263	53.67%	0	0.00%	263	53.67%
Cast Votes:	490	95.52%	0	0.00%	490	95.52%
Over Votes:	0	0.00%	0	0.00%	0	0.00%
Under Votes:	23	4.48%	0	0.00%	23	4.48%



200611290246  
Skagit County Auditor

11/29/2006 Page 513 of 584 2:34PM

Precinct Report — Official

PRIMARY ELECTION — SKAGIT COUNTY WASHINGTON 2006 GENERAL ELECTION — November 07, 2006

Total Number of Voters : 41,641 of 59,998 = 69.40%

Precincts Reporting 118 of 118 = 100.00%

Party	Candidate	Early	Election	Total
<b>Precinct 405 (Ballots Cast: 639)</b>				
<b>INITIATIVE MEASURE NO. 920, Vote For 1</b>				
	Yes	159 25.52%	0 0.00%	159 25.52%
	No	464 74.48%	0 0.00%	464 74.48%
	Cast Votes:	623 97.50%	0 0.00%	623 97.50%
	Over Votes:	1 0.16%	0 0.00%	1 0.16%
	Under Votes:	15 2.35%	0 0.00%	15 2.35%
<b>INITIATIVE MEASURE NO. 933, Vote For 1</b>				
	Yes	153 24.84%	0 0.00%	153 24.84%
	No	463 75.16%	0 0.00%	463 75.16%
	Cast Votes:	616 96.40%	0 0.00%	616 96.40%
	Over Votes:	0 0.00%	0 0.00%	0 0.00%
	Under Votes:	23 3.60%	0 0.00%	23 3.60%
<b>INITIATIVE MEASURE NO. 937, Vote For 1</b>				
	Yes	265 43.73%	0 0.00%	265 43.73%
	No	341 56.27%	0 0.00%	341 56.27%
	Cast Votes:	606 94.84%	0 0.00%	606 94.84%
	Over Votes:	0 0.00%	0 0.00%	0 0.00%
	Under Votes:	33 5.16%	0 0.00%	33 5.16%
<b>HOUSE JOINT RESOLUTION 4223, Vote For 1</b>				
	Approved	448 74.92%	0 0.00%	448 74.92%
	Rejected	150 25.08%	0 0.00%	150 25.08%
	Cast Votes:	598 93.58%	0 0.00%	598 93.58%
	Over Votes:	0 0.00%	0 0.00%	0 0.00%
	Under Votes:	41 6.42%	0 0.00%	41 6.42%
<b>PROPOSITION NO. 1 Emergency Medical Services Levy (Skagit County Medic 1), Vote For 1</b>				
	Yes	385 64.60%	0 0.00%	385 64.60%
	No	211 35.40%	0 0.00%	211 35.40%
	Cast Votes:	596 93.27%	0 0.00%	596 93.27%
	Over Votes:	0 0.00%	0 0.00%	0 0.00%
	Under Votes:	43 6.73%	0 0.00%	43 6.73%
<b>UNITED STATES SENATOR, Vote For 1</b>				
DEM	Maria Cantwell	365 58.59%	0 0.00%	365 58.59%
REP	Mike McGavick	232 37.24%	0 0.00%	232 37.24%
LIB	Bruce Guthrie	13 2.09%	0 0.00%	13 2.09%
IND	Robin Adair	7 1.12%	0 0.00%	7 1.12%
GRE	Aaron Dixon	6 0.96%	0 0.00%	6 0.96%
	Cast Votes:	623 97.50%	0 0.00%	623 97.50%
	Over Votes:	0 0.00%	0 0.00%	0 0.00%
	Under Votes:	16 2.50%	0 0.00%	16 2.50%

11/29/2006 Page 514 of 584 2:34PM  
 Skagit County Auditor  
 200611290246

Precinct Report — Official

PRIMARY ELECTION — SKAGIT COUNTY WASHINGTON 2006 GENERAL ELECTION — November 07, 2006

Page 499 of 568

11/29/2006 12:46 PM

Total Number of Voters : 41,641 of 59,998 = 69.40%

Precincts Reporting 118 of 118 = 100.00%

Party	Candidate	Early	Election	Total
-------	-----------	-------	----------	-------

Precinct 405 (Ballots Cast: 639)

UNITED STATES REPRESENTATIVE DISTRICT #2, Vote For 1

DEM	Rick Larsen	431	69.52%	0	0.00%	431	69.52%
REP	Doug Roulstone	189	30.48%	0	0.00%	189	30.48%
Cast Votes:		620	97.03%	0	0.00%	620	97.03%
Over Votes:		0	0.00%	0	0.00%	0	0.00%
Under Votes:		19	2.97%	0	0.00%	19	2.97%

STATE REPRESENTATIVE DISTRICT #39 POSITION #1, Vote For 1

DEM	Scott Olson	317	52.40%	0	0.00%	317	52.40%
REP	Dan Kristiansen	288	47.60%	0	0.00%	288	47.60%
Cast Votes:		605	94.68%	0	0.00%	605	94.68%
Over Votes:		0	0.00%	0	0.00%	0	0.00%
Under Votes:		34	5.32%	0	0.00%	34	5.32%

STATE REPRESENTATIVE DISTRICT #39 POSITION #2, Vote For 1

REP	Kirk Pearson	462	100.00%	0	0.00%	462	100.00%
Cast Votes:		462	72.30%	0	0.00%	462	72.30%
Over Votes:		0	0.00%	0	0.00%	0	0.00%
Under Votes:		177	27.70%	0	0.00%	177	27.70%

SKAGIT COUNTY ASSESSOR, Vote For 1


REP	Mark Leander	453	100.00%	0	0.00%	453	100.00%
Cast Votes:		453	70.89%	0	0.00%	453	70.89%
Over Votes:		0	0.00%	0	0.00%	0	0.00%
Under Votes:		186	29.11%	0	0.00%	186	29.11%

SKAGIT COUNTY AUDITOR, Vote For 1

DEM	Jeanne Youngquist	373	61.96%	0	0.00%	373	61.96%
REP	Norma Hickok-Brummett	229	38.04%	0	0.00%	229	38.04%
Cast Votes:		602	94.21%	0	0.00%	602	94.21%
Over Votes:		0	0.00%	0	0.00%	0	0.00%
Under Votes:		37	5.79%	0	0.00%	37	5.79%

SKAGIT COUNTY CLERK, Vote For 1

DEM	Nancy Scott	491	100.00%	0	0.00%	491	100.00%
Cast Votes:		491	76.84%	0	0.00%	491	76.84%
Over Votes:		0	0.00%	0	0.00%	0	0.00%
Under Votes:		148	23.16%	0	0.00%	148	23.16%



200611290246  
Skagit County Auditor  
11/29/2006 Page 515 of 584 2:34PM

Precinct Report — Official

PRIMARY ELECTION — SKAGIT COUNTY WASHINGTON 2006 GENERAL ELECTION — November 07, 2006

Page 500 of 568

11/29/2006 12:46 PM

Total Number of Voters : 41,641 of 59,998 = 69.40%

Precincts Reporting 118 of 118 = 100.00%

Party	Candidate	Early	Election	Total	
<b>Precinct 405 (Ballots Cast: 639)</b>					
<b>SKAGIT COUNTY COMMISSIONER DISTRICT 3, Vote For 1</b>					
DEM	Sharon D. Dillon	346	56.35%	0 0.00%	346 56.35%
REP	Ted W. Anderson	268	43.65%	0 0.00%	268 43.65%
	Cast Votes:	614	96.09%	0 0.00%	614 96.09%
	Over Votes:	1	0.16%	0 0.00%	1 0.16%
	Under Votes:	24	3.76%	0 0.00%	24 3.76%
<b>SKAGIT COUNTY CORONER, Vote For 1</b>					
DEM	Daniel Dempsey	487	100.00%	0 0.00%	487 100.00%
	Cast Votes:	487	76.21%	0 0.00%	487 76.21%
	Over Votes:	0	0.00%	0 0.00%	0 0.00%
	Under Votes:	152	23.79%	0 0.00%	152 23.79%
<b>SKAGIT COUNTY PROSECUTING ATTORNEY, Vote For 1</b>					
DEM	Rich Weyrich	388	64.45%	0 0.00%	388 64.45%
REP	Tom Seguire	214	35.55%	0 0.00%	214 35.55%
	Cast Votes:	602	94.21%	0 0.00%	602 94.21%
	Over Votes:	0	0.00%	0 0.00%	0 0.00%
	Under Votes:	37	5.79%	0 0.00%	37 5.79%
<b>SKAGIT COUNTY SHERIFF, Vote For 1</b>					
DEM	Rick Grimstead	324	53.47%	0 0.00%	324 53.47%
REP	Dave Corrion	282	46.53%	0 0.00%	282 46.53%
	Cast Votes:	606	94.84%	0 0.00%	606 94.84%
	Over Votes:	0	0.00%	0 0.00%	0 0.00%
	Under Votes:	33	5.16%	0 0.00%	33 5.16%
<b>SKAGIT COUNTY TREASURER, Vote For 1</b>					
REP	Katie Jungquist	476	100.00%	0 0.00%	476 100.00%
	Cast Votes:	476	74.49%	0 0.00%	476 74.49%
	Over Votes:	0	0.00%	0 0.00%	0 0.00%
	Under Votes:	163	25.51%	0 0.00%	163 25.51%
<b>STATE SUPREME COURT JUSTICE POSITION #2, Vote For 1</b>					
	Susan Owens	344	64.30%	0 0.00%	344 64.30%
	Stephen Johnson	191	35.70%	0 0.00%	191 35.70%
	Cast Votes:	535	83.72%	0 0.00%	535 83.72%
	Over Votes:	0	0.00%	0 0.00%	0 0.00%
	Under Votes:	104	16.28%	0 0.00%	104 16.28%



200611290246

Skagit County Auditor

Precinct Report — Official

PRIMARY ELECTION — SKAGIT COUNTY WASHINGTON 2006 GENERAL ELECTION — November 07, 2006

Total Number of Voters : 41,641 of 59,998 = 69.40%

Party	Candidate	Early	Election	Total
<b>Precinct 405 (Ballots Cast: 639)</b>				
<b>STATE SUPREME COURT JUSTICE POSITION #8, Vote For 1</b>				
	Gerry L. Alexander	448 100.00%	0 0.00%	448 100.00%
	Cast Votes:	448 70.11%	0 0.00%	448 70.11%
	Over Votes:	0 0.00%	0 0.00%	0 0.00%
	Under Votes:	191 29.89%	0 0.00%	191 29.89%
<b>STATE SUPREME COURT JUSTICE POSITION #9, Vote For 1</b>				
	Tom Chambers	448 100.00%	0 0.00%	448 100.00%
	Cast Votes:	448 70.11%	0 0.00%	448 70.11%
	Over Votes:	0 0.00%	0 0.00%	0 0.00%
	Under Votes:	191 29.89%	0 0.00%	191 29.89%
<b>COURT OF APPEALS DIVISION I DISTRICT #3 POSITION #1, Vote For 1</b>				
	Mary Kay Becker	449 100.00%	0 0.00%	449 100.00%
	Cast Votes:	449 70.27%	0 0.00%	449 70.27%
	Over Votes:	0 0.00%	0 0.00%	0 0.00%
	Under Votes:	190 29.73%	0 0.00%	190 29.73%
<b>DISTRICT COURT JUDGE POSITION 1, Vote For 1</b>				
	Warren M. Gilbert	319 62.67%	0 0.00%	319 62.67%
	Colleen Kenimond	190 37.33%	0 0.00%	190 37.33%
	Cast Votes:	509 79.66%	0 0.00%	509 79.66%
	Over Votes:	0 0.00%	0 0.00%	0 0.00%
	Under Votes:	130 20.34%	0 0.00%	130 20.34%
<b>DISTRICT COURT JUDGE POSITION 2, Vote For 1</b>				
	David A. Svaren	438 100.00%	0 0.00%	438 100.00%
	Cast Votes:	438 68.54%	0 0.00%	438 68.54%
	Over Votes:	0 0.00%	0 0.00%	0 0.00%
	Under Votes:	201 31.46%	0 0.00%	201 31.46%
<b>PUBLIC UTILITY DISTRICT COMMISSIONER NO. 2, Vote For 1</b>				
	Robbie Robertson	272 57.87%	0 0.00%	272 57.87%
	Michael C. Newman	198 42.13%	0 0.00%	198 42.13%
	Cast Votes:	470 73.55%	0 0.00%	470 73.55%
	Over Votes:	0 0.00%	0 0.00%	0 0.00%
	Under Votes:	169 26.45%	0 0.00%	169 26.45%



200611290246  
Skagit County Auditor

Precinct Report — Official

PRIMARY ELECTION — SKAGIT COUNTY WASHINGTON 2006 GENERAL ELECTION — November 07, 2006

Page 502 of 568

11/29/2006 12:46 PM

Total Number of Voters : 41,641 of 59,998 = 69.40%

Precincts Reporting 118 of 118 = 100.00%

Party	Candidate	Early	Election	Total
-------	-----------	-------	----------	-------

Precinct 405 (Ballots Cast: 639)

SKAGIT COUNTY BOARD OF COMMISSIONERS PROPOSITION NO. 2 FLUORIDATION ADVISORY MEASURE, Vote For 1

Yes	309	50.00%	0	0.00%	309	50.00%
No	309	50.00%	0	0.00%	309	50.00%
Cast Votes:	618	96.71%	0	0.00%	618	96.71%
Over Votes:	0	0.00%	0	0.00%	0	0.00%
Under Votes:	21	3.29%	0	0.00%	21	3.29%

11/29/2006 Page 518 of 584 2:34PM  
 Skagit County Auditor  
 200611290246

Precinct Report — Official

PRIMARY ELECTION — SKAGIT COUNTY WASHINGTON 2006 GENERAL ELECTION — November 07, 2006

Page 503 of 568

11/29/2006 12:46 PM

Total Number of Voters : 41,641 of 59,998 = 69.40%

Precincts Reporting 118 of 118 = 100.00%

Party	Candidate	Early	Election	Total
<b>Precinct 406 (Ballots Cast: 425)</b>				
<b>INITIATIVE MEASURE NO. 920, Vote For 1</b>				
	Yes	98 24.08%	0 0.00%	98 24.08%
	No	309 75.92%	0 0.00%	309 75.92%
	Cast Votes:	407 95.76%	0 0.00%	407 95.76%
	Over Votes:	0 0.00%	0 0.00%	0 0.00%
	Under Votes:	18 4.24%	0 0.00%	18 4.24%
<b>INITIATIVE MEASURE NO. 933, Vote For 1</b>				
	Yes	123 29.57%	0 0.00%	123 29.57%
	No	293 70.43%	0 0.00%	293 70.43%
	Cast Votes:	416 97.88%	0 0.00%	416 97.88%
	Over Votes:	0 0.00%	0 0.00%	0 0.00%
	Under Votes:	9 2.12%	0 0.00%	9 2.12%
<b>INITIATIVE MEASURE NO. 937, Vote For 1</b>				
	Yes	179 44.86%	0 0.00%	179 44.86%
	No	220 55.14%	0 0.00%	220 55.14%
	Cast Votes:	399 93.88%	0 0.00%	399 93.88%
	Over Votes:	0 0.00%	0 0.00%	0 0.00%
	Under Votes:	26 6.12%	0 0.00%	26 6.12%
<b>HOUSE JOINT RESOLUTION 4223, Vote For 1</b>				
	Approved	285 71.25%	0 0.00%	285 71.25%
	Rejected	115 28.75%	0 0.00%	115 28.75%
	Cast Votes:	400 94.12%	0 0.00%	400 94.12%
	Over Votes:	0 0.00%	0 0.00%	0 0.00%
	Under Votes:	25 5.88%	0 0.00%	25 5.88%
<b>PROPOSITION NO. 1 Emergency Medical Services Levy (Skagit County Medic 1), Vote For 1</b>				
	Yes	260 65.16%	0 0.00%	260 65.16%
	No	139 34.84%	0 0.00%	139 34.84%
	Cast Votes:	399 93.88%	0 0.00%	399 93.88%
	Over Votes:	0 0.00%	0 0.00%	0 0.00%
	Under Votes:	26 6.12%	0 0.00%	26 6.12%
<b>UNITED STATES SENATOR, Vote For 1</b>				
DEM	Maria Cantwell	241 57.52%	0 0.00%	241 57.52%
REP	Mike McGavick	162 38.66%	0 0.00%	162 38.66%
LIB	Bruce Guthrie	7 1.67%	0 0.00%	7 1.67%
IND	Robin Adair	7 1.67%	0 0.00%	7 1.67%
GRE	Aaron Dixon	2 0.48%	0 0.00%	2 0.48%
	Cast Votes:	419 98.59%	0 0.00%	419 98.59%
	Over Votes:	0 0.00%	0 0.00%	0 0.00%
	Under Votes:	6 1.41%	0 0.00%	6 1.41%



200611290246  
Skagit County Auditor

11/29/2006 Page 519 of 584 2:34PM



Precinct Report — Official

PRIMARY ELECTION — SKAGIT COUNTY WASHINGTON 2006 GENERAL ELECTION — November 07, 2006

Page 504 of 568

11/29/2006 12:46 PM

Total Number of Voters : 41,641 of 59,998 = 69.40%

Precincts Reporting 118 of 118 = 100.00%

Party	Candidate	Early	Election	Total	
<b>Precinct 406 (Ballots Cast: 425)</b>					
<b>UNITED STATES REPRESENTATIVE DISTRICT #2, Vote For 1</b>					
DEM	Rick Larsen	298	71.81%	0 0.00%	298 71.81%
REP	Doug Roulstone	117	28.19%	0 0.00%	117 28.19%
	Cast Votes:	415	97.65%	0 0.00%	415 97.65%
	Over Votes:	0	0.00%	0 0.00%	0 0.00%
	Under Votes:	10	2.35%	0 0.00%	10 2.35%
<b>STATE REPRESENTATIVE DISTRICT #39 POSITION #1, Vote For 1</b>					
DEM	Scott Olson	212	52.87%	0 0.00%	212 52.87%
REP	Dan Kristiansen	189	47.13%	0 0.00%	189 47.13%
	Cast Votes:	401	94.35%	0 0.00%	401 94.35%
	Over Votes:	0	0.00%	0 0.00%	0 0.00%
	Under Votes:	24	5.65%	0 0.00%	24 5.65%
<b>STATE REPRESENTATIVE DISTRICT #39 POSITION #2, Vote For 1</b>					
REP	Kirk Pearson	301	100.00%	0 0.00%	301 100.00%
	Cast Votes:	301	70.82%	0 0.00%	301 70.82%
	Over Votes:	0	0.00%	0 0.00%	0 0.00%
	Under Votes:	124	29.18%	0 0.00%	124 29.18%
<b>SKAGIT COUNTY ASSESSOR, Vote For 1</b>					
REP	Mark Leander	301	100.00%	0 0.00%	301 100.00%
	Cast Votes:	301	70.82%	0 0.00%	301 70.82%
	Over Votes:	0	0.00%	0 0.00%	0 0.00%
	Under Votes:	124	29.18%	0 0.00%	124 29.18%
<b>SKAGIT COUNTY AUDITOR, Vote For 1</b>					
DEM	Jeanne Youngquist	253	63.09%	0 0.00%	253 63.09%
REP	Norma Hickok-Brummett	148	36.91%	0 0.00%	148 36.91%
	Cast Votes:	401	94.35%	0 0.00%	401 94.35%
	Over Votes:	0	0.00%	0 0.00%	0 0.00%
	Under Votes:	24	5.65%	0 0.00%	24 5.65%
<b>SKAGIT COUNTY CLERK, Vote For 1</b>					
DEM	Nancy Scott	324	100.00%	0 0.00%	324 100.00%
	Cast Votes:	324	76.24%	0 0.00%	324 76.24%
	Over Votes:	0	0.00%	0 0.00%	0 0.00%
	Under Votes:	101	23.76%	0 0.00%	101 23.76%



200611290246  
Skagit County Auditor

Precinct Report — Official

PRIMARY ELECTION — SKAGIT COUNTY WASHINGTON 2006 GENERAL ELECTION — November 07, 2006

Page 505 of 568

11/29/2006 12:46 PM

Total Number of Voters : 41,641 of 59,998 = 69.40%

Precincts Reporting 118 of 118 = 100.00%

Party	Candidate	Early	Election	Total	
<b>Precinct 406 (Ballots Cast: 425)</b>					
<b>SKAGIT COUNTY COMMISSIONER DISTRICT 3, Vote For 1</b>					
DEM	Sharon D. Dillon	188	45.41%	0 0.00%	188 45.41%
REP	Ted W. Anderson	226	54.59%	0 0.00%	226 54.59%
	Cast Votes:	414	97.41%	0 0.00%	414 97.41%
	Over Votes:	0	0.00%	0 0.00%	0 0.00%
	Under Votes:	11	2.59%	0 0.00%	11 2.59%
<b>SKAGIT COUNTY CORONER, Vote For 1</b>					
DEM	Daniel Dempsey	325	100.00%	0 0.00%	325 100.00%
	Cast Votes:	325	76.47%	0 0.00%	325 76.47%
	Over Votes:	0	0.00%	0 0.00%	0 0.00%
	Under Votes:	100	23.53%	0 0.00%	100 23.53%
<b>SKAGIT COUNTY PROSECUTING ATTORNEY, Vote For 1</b>					
DEM	Rich Weyrich	254	63.18%	0 0.00%	254 63.18%
REP	Tom Segueine	148	36.82%	0 0.00%	148 36.82%
	Cast Votes:	402	94.59%	0 0.00%	402 94.59%
	Over Votes:	0	0.00%	0 0.00%	0 0.00%
	Under Votes:	23	5.41%	0 0.00%	23 5.41%
<b>SKAGIT COUNTY SHERIFF, Vote For 1</b>					
DEM	Rick Grimstead	192	47.52%	0 0.00%	192 47.52%
REP	Dave Corrion	212	52.48%	0 0.00%	212 52.48%
	Cast Votes:	404	95.06%	0 0.00%	404 95.06%
	Over Votes:	0	0.00%	0 0.00%	0 0.00%
	Under Votes:	21	4.94%	0 0.00%	21 4.94%
<b>SKAGIT COUNTY TREASURER, Vote For 1</b>					
REP	Katie Jungquist	328	100.00%	0 0.00%	328 100.00%
	Cast Votes:	328	77.18%	0 0.00%	328 77.18%
	Over Votes:	0	0.00%	0 0.00%	0 0.00%
	Under Votes:	97	22.82%	0 0.00%	97 22.82%
<b>STATE SUPREME COURT JUSTICE POSITION #2, Vote For 1</b>					
	Susan Owens	220	61.45%	0 0.00%	220 61.45%
	Stephen Johnson	138	38.55%	0 0.00%	138 38.55%
	Cast Votes:	358	84.24%	0 0.00%	358 84.24%
	Over Votes:	0	0.00%	0 0.00%	0 0.00%
	Under Votes:	67	15.76%	0 0.00%	67 15.76%



200611290246  
Skagit County Auditor

11/29/2006 Page 521 of 584 2:34PM

Precinct Report — Official

PRIMARY ELECTION — SKAGIT COUNTY WASHINGTON 2006 GENERAL ELECTION — November 07, 2006

Page 506 of 568

11/29/2006 12:46 PM

Total Number of Voters : 41,641 of 59,998 = 69.40%

Precincts Reporting 118 of 118 = 100.00%

Party	Candidate	Early	Election	Total
<b>Precinct 406 (Ballots Cast: 425)</b>				
<b>STATE SUPREME COURT JUSTICE POSITION #8, Vote For 1</b>				
	Gerry L. Alexander	295 100.00%	0 0.00%	295 100.00%
	Cast Votes:	295 69.41%	0 0.00%	295 69.41%
	Over Votes:	0 0.00%	0 0.00%	0 0.00%
	Under Votes:	130 30.59%	0 0.00%	130 30.59%
<b>STATE SUPREME COURT JUSTICE POSITION #9, Vote For 1</b>				
	Tom Chambers	299 100.00%	0 0.00%	299 100.00%
	Cast Votes:	299 70.35%	0 0.00%	299 70.35%
	Over Votes:	0 0.00%	0 0.00%	0 0.00%
	Under Votes:	126 29.65%	0 0.00%	126 29.65%
<b>COURT OF APPEALS DIVISION I DISTRICT #3 POSITION #1, Vote For 1</b>				
	Mary Kay Becker	299 100.00%	0 0.00%	299 100.00%
	Cast Votes:	299 70.35%	0 0.00%	299 70.35%
	Over Votes:	0 0.00%	0 0.00%	0 0.00%
	Under Votes:	126 29.65%	0 0.00%	126 29.65%
<b>DISTRICT COURT JUDGE POSITION 1, Vote For 1</b>				
	Warren M. Gilbert	197 54.87%	0 0.00%	197 54.87%
	Colleen Kenimond	162 45.13%	0 0.00%	162 45.13%
	Cast Votes:	359 84.47%	0 0.00%	359 84.47%
	Over Votes:	1 0.24%	0 0.00%	1 0.24%
	Under Votes:	65 15.29%	0 0.00%	65 15.29%
<b>DISTRICT COURT JUDGE POSITION 2, Vote For 1</b>				
	David A. Svaren	297 100.00%	0 0.00%	297 100.00%
	Cast Votes:	297 69.88%	0 0.00%	297 69.88%
	Over Votes:	0 0.00%	0 0.00%	0 0.00%
	Under Votes:	128 30.12%	0 0.00%	128 30.12%
<b>PUBLIC UTILITY DISTRICT COMMISSIONER NO. 2, Vote For 1</b>				
	Robbie Robertson	193 57.61%	0 0.00%	193 57.61%
	Michael C. Newman	142 42.39%	0 0.00%	142 42.39%
	Cast Votes:	335 78.82%	0 0.00%	335 78.82%
	Over Votes:	0 0.00%	0 0.00%	0 0.00%
	Under Votes:	90 21.18%	0 0.00%	90 21.18%



200611290246

Skagit County Auditor

**Precinct Report — Official**

**PRIMARY ELECTION — SKAGIT COUNTY WASHINGTON 2006 GENERAL ELECTION — November 07, 2006**

Page 507 of 568

11/29/2006 12:46 PM

Total Number of Voters : 41,641 of 59,998 = 69.40%

Precincts Reporting 118 of 118 = 100.00%

Party	Candidate	Early	Election	Total
-------	-----------	-------	----------	-------

**Precinct 406 (Ballots Cast: 425)**

**SKAGIT COUNTY BOARD OF COMMISSIONERS PROPOSITION NO. 2 FLUORIDATION ADVISORY MEASURE, Vote For 1**

Yes	199	49.01%	0	0.00%	199	49.01%
No	207	50.99%	0	0.00%	207	50.99%
<b>Cast Votes:</b>	<b>406</b>	<b>95.53%</b>	<b>0</b>	<b>0.00%</b>	<b>406</b>	<b>95.53%</b>
<b>Over Votes:</b>	<b>0</b>	<b>0.00%</b>	<b>0</b>	<b>0.00%</b>	<b>0</b>	<b>0.00%</b>
<b>Under Votes:</b>	<b>19</b>	<b>4.47%</b>	<b>0</b>	<b>0.00%</b>	<b>19</b>	<b>4.47%</b>



200611290246  
 Skagit County Auditor  
 11/29/2006 Page 523 of 584 2:34PM

Precinct Report — Official

PRIMARY ELECTION — SKAGIT COUNTY WASHINGTON 2006 GENERAL ELECTION — November 07, 2006

Total Number of Voters : 41,641 of 59,998 = 69.40%

Precincts Reporting 118 of 118 = 100.00%

Party	Candidate	Early	Election	Total
<b>Precinct 407 (Ballots Cast: 1)</b>				
<b>INITIATIVE MEASURE NO. 920, Vote For 1</b>				
	Yes	0 0.00%	0 0.00%	0 0.00%
	No	1 100.00%	0 0.00%	1 100.00%
	Cast Votes:	1 100.00%	0 0.00%	1 100.00%
	Over Votes:	0 0.00%	0 0.00%	0 0.00%
	Under Votes:	0 0.00%	0 0.00%	0 0.00%
<b>INITIATIVE MEASURE NO. 933, Vote For 1</b>				
	Yes	0 0.00%	0 0.00%	0 0.00%
	No	1 100.00%	0 0.00%	1 100.00%
	Cast Votes:	1 100.00%	0 0.00%	1 100.00%
	Over Votes:	0 0.00%	0 0.00%	0 0.00%
	Under Votes:	0 0.00%	0 0.00%	0 0.00%
<b>INITIATIVE MEASURE NO. 937, Vote For 1</b>				
	Yes	0 0.00%	0 0.00%	0 0.00%
	No	1 100.00%	0 0.00%	1 100.00%
	Cast Votes:	1 100.00%	0 0.00%	1 100.00%
	Over Votes:	0 0.00%	0 0.00%	0 0.00%
	Under Votes:	0 0.00%	0 0.00%	0 0.00%
<b>HOUSE JOINT RESOLUTION 4223, Vote For 1</b>				
	Approved	1 100.00%	0 0.00%	1 100.00%
	Rejected	0 0.00%	0 0.00%	0 0.00%
	Cast Votes:	1 100.00%	0 0.00%	1 100.00%
	Over Votes:	0 0.00%	0 0.00%	0 0.00%
	Under Votes:	0 0.00%	0 0.00%	0 0.00%
<b>PROPOSITION NO. 1 Emergency Medical Services Levy (Skagit County Medic 1), Vote For 1</b>				
	Yes	0 0.00%	0 0.00%	0 0.00%
	No	1 100.00%	0 0.00%	1 100.00%
	Cast Votes:	1 100.00%	0 0.00%	1 100.00%
	Over Votes:	0 0.00%	0 0.00%	0 0.00%
	Under Votes:	0 0.00%	0 0.00%	0 0.00%
<b>UNITED STATES SENATOR, Vote For 1</b>				
DEM	Maria Cantwell	1 100.00%	0 0.00%	1 100.00%
REP	Mike McGavick	0 0.00%	0 0.00%	0 0.00%
LIB	Bruce Guthrie	0 0.00%	0 0.00%	0 0.00%
IND	Robin Adair	0 0.00%	0 0.00%	0 0.00%
GRE	Aaron Dixon	0 0.00%	0 0.00%	0 0.00%
	Cast Votes:	1 100.00%	0 0.00%	1 100.00%
	Over Votes:	0 0.00%	0 0.00%	0 0.00%
	Under Votes:	0 0.00%	0 0.00%	0 0.00%

11/29/2006 Page 524 of 584 2:34PM

200611290246  
Skagit County Auditor



Precinct Report — Official

PRIMARY ELECTION — SKAGIT COUNTY WASHINGTON 2006 GENERAL ELECTION — November 07, 2006


Page 509 of 568

11/29/2006 12:46 PM

Total Number of Voters : 41,641 of 59,998 = 69.40%

Precincts Reporting 118 of 118 = 100.00%

Party	Candidate	Early	Election	Total
<b>Precinct 407 (Ballots Cast: 1)</b>				
<b>UNITED STATES REPRESENTATIVE DISTRICT #2, Vote For 1</b>				
DEM	Rick Larsen	1 100.00%	0 0.00%	1 100.00%
REP	Doug Roulstone	0 0.00%	0 0.00%	0 0.00%
	Cast Votes:	1 100.00%	0 0.00%	1 100.00%
	Over Votes:	0 0.00%	0 0.00%	0 0.00%
	Under Votes:	0 0.00%	0 0.00%	0 0.00%
<b>STATE REPRESENTATIVE DISTRICT #40 POSITION #1, Vote For 1</b>				
DEM	Dave Quall	1 100.00%	0 0.00%	1 100.00%
REP	Yoshe Revelle	0 0.00%	0 0.00%	0 0.00%
	Cast Votes:	1 100.00%	0 0.00%	1 100.00%
	Over Votes:	0 0.00%	0 0.00%	0 0.00%
	Under Votes:	0 0.00%	0 0.00%	0 0.00%
<b>STATE REPRESENTATIVE DISTRICT #40 POSITION #2, Vote For 1</b>				
DEM	Jeff Morris	1 100.00%	0 0.00%	1 100.00%
	Cast Votes:	1 100.00%	0 0.00%	1 100.00%
	Over Votes:	0 0.00%	0 0.00%	0 0.00%
	Under Votes:	0 0.00%	0 0.00%	0 0.00%
<b>SKAGIT COUNTY ASSESSOR, Vote For 1</b>				
REP	Mark Leander	1 100.00%	0 0.00%	1 100.00%
	Cast Votes:	1 100.00%	0 0.00%	1 100.00%
	Over Votes:	0 0.00%	0 0.00%	0 0.00%
	Under Votes:	0 0.00%	0 0.00%	0 0.00%
<b>SKAGIT COUNTY AUDITOR, Vote For 1</b>				
DEM	Jeanne Youngquist	0 0.00%	0 0.00%	0 0.00%
REP	Norma Hickok-Brummett	1 100.00%	0 0.00%	1 100.00%
	Cast Votes:	1 100.00%	0 0.00%	1 100.00%
	Over Votes:	0 0.00%	0 0.00%	0 0.00%
	Under Votes:	0 0.00%	0 0.00%	0 0.00%
<b>SKAGIT COUNTY CLERK, Vote For 1</b>				
DEM	Nancy Scott	1 100.00%	0 0.00%	1 100.00%
	Cast Votes:	1 100.00%	0 0.00%	1 100.00%
	Over Votes:	0 0.00%	0 0.00%	0 0.00%
	Under Votes:	0 0.00%	0 0.00%	0 0.00%


  
 200611290246
   
 Skagit County Auditor
   
 11/29/2006 Page 525 of 584 2:34PM

Precinct Report — Official

PRIMARY ELECTION — SKAGIT COUNTY WASHINGTON 2006 GENERAL ELECTION — November 07, 2006

Page 510 of 568

11/29/2006 12:46 PM

Total Number of Voters : 41,641 of 59,998 = 69.40%

Precincts Reporting 118 of 118 = 100.00%

Party	Candidate	Early	Election	Total
<b>Precinct 407 (Ballots Cast: 1)</b>				
<b>SKAGIT COUNTY COMMISSIONER DISTRICT 3, Vote For 1</b>				
DEM	Sharon D. Dillon	0	0.00%	0 0.00%
REP	Ted W. Anderson	1	100.00%	0 0.00%
		1	100.00%	1 100.00%
	Cast Votes:	1	100.00%	0 0.00%
	Over Votes:	0	0.00%	0 0.00%
	Under Votes:	0	0.00%	0 0.00%
<b>SKAGIT COUNTY CORONER, Vote For 1</b>				
DEM	Daniel Dempsey	1	100.00%	0 0.00%
		1	100.00%	1 100.00%
	Cast Votes:	1	100.00%	0 0.00%
	Over Votes:	0	0.00%	0 0.00%
	Under Votes:	0	0.00%	0 0.00%
<b>SKAGIT COUNTY PROSECUTING ATTORNEY, Vote For 1</b>				
DEM	Rich Weyrich	0	0.00%	0 0.00%
REP	Tom Seguire	1	100.00%	0 0.00%
		1	100.00%	1 100.00%
	Cast Votes:	1	100.00%	0 0.00%
	Over Votes:	0	0.00%	0 0.00%
	Under Votes:	0	0.00%	0 0.00%
<b>SKAGIT COUNTY SHERIFF, Vote For 1</b>				
DEM	Rick Grimstead	0	0.00%	0 0.00%
REP	Dave Corrion	1	100.00%	0 0.00%
		1	100.00%	1 100.00%
	Cast Votes:	1	100.00%	0 0.00%
	Over Votes:	0	0.00%	0 0.00%
	Under Votes:	0	0.00%	0 0.00%
<b>SKAGIT COUNTY TREASURER, Vote For 1</b>				
REP	Katie Jungquist	1	100.00%	0 0.00%
		1	100.00%	1 100.00%
	Cast Votes:	1	100.00%	0 0.00%
	Over Votes:	0	0.00%	0 0.00%
	Under Votes:	0	0.00%	0 0.00%
<b>STATE SUPREME COURT JUSTICE POSITION #2, Vote For 1</b>				
	Susan Owens	1	100.00%	0 0.00%
	Stephen Johnson	0	0.00%	0 0.00%
		1	100.00%	1 100.00%
	Cast Votes:	1	100.00%	0 0.00%
	Over Votes:	0	0.00%	0 0.00%
	Under Votes:	0	0.00%	0 0.00%



200611290246

Skagit County Auditor


Precinct Report — Official

PRIMARY ELECTION — SKAGIT COUNTY WASHINGTON 2006 GENERAL ELECTION — November 07, 2006

Total Number of Voters : 41,641 of 59,998 = 69.40%

Precincts Reporting 118 of 118 = 100.00%

Party	Candidate	Early	Election	Total
<b>Precinct 407 (Ballots Cast: 1)</b>				
<b>STATE SUPREME COURT JUSTICE POSITION #8, Vote For 1</b>				
	Gerry L. Alexander	1 100.00%	0 0.00%	1 100.00%
	Cast Votes:	1 100.00%	0 0.00%	1 100.00%
	Over Votes:	0 0.00%	0 0.00%	0 0.00%
	Under Votes:	0 0.00%	0 0.00%	0 0.00%
<b>STATE SUPREME COURT JUSTICE POSITION #9, Vote For 1</b>				
	Tom Chambers	1 100.00%	0 0.00%	1 100.00%
	Cast Votes:	1 100.00%	0 0.00%	1 100.00%
	Over Votes:	0 0.00%	0 0.00%	0 0.00%
	Under Votes:	0 0.00%	0 0.00%	0 0.00%
<b>COURT OF APPEALS DIVISION I DISTRICT #3 POSITION #1, Vote For 1</b>				
	Mary Kay Becker	1 100.00%	0 0.00%	1 100.00%
	Cast Votes:	1 100.00%	0 0.00%	1 100.00%
	Over Votes:	0 0.00%	0 0.00%	0 0.00%
	Under Votes:	0 0.00%	0 0.00%	0 0.00%
<b>DISTRICT COURT JUDGE POSITION 1, Vote For 1</b>				
	Warren M. Gilbert	1 100.00%	0 0.00%	1 100.00%
	Colleen Kenimond	0 0.00%	0 0.00%	0 0.00%
	Cast Votes:	1 100.00%	0 0.00%	1 100.00%
	Over Votes:	0 0.00%	0 0.00%	0 0.00%
	Under Votes:	0 0.00%	0 0.00%	0 0.00%
<b>DISTRICT COURT JUDGE POSITION 2, Vote For 1</b>				
	David A. Svaren	1 100.00%	0 0.00%	1 100.00%
	Cast Votes:	1 100.00%	0 0.00%	1 100.00%
	Over Votes:	0 0.00%	0 0.00%	0 0.00%
	Under Votes:	0 0.00%	0 0.00%	0 0.00%
<b>PUBLIC UTILITY DISTRICT COMMISSIONER NO. 2, Vote For 1</b>				
	Robbie Robertson	1 100.00%	0 0.00%	1 100.00%
	Michael C. Newman	0 0.00%	0 0.00%	0 0.00%
	Cast Votes:	1 100.00%	0 0.00%	1 100.00%
	Over Votes:	0 0.00%	0 0.00%	0 0.00%
	Under Votes:	0 0.00%	0 0.00%	0 0.00%


 200611290246  
 Skagit County Auditor  
 11/29/2006 Page 527 of 584 2:34PM



Precinct Report — Official

PRIMARY ELECTION — SKAGIT COUNTY WASHINGTON 2006 GENERAL ELECTION — November 07, 2006

Page 512 of 568

11/29/2006 12:46 PM

Total Number of Voters : 41,641 of 59,998 = 69.40%

Precincts Reporting 118 of 118 = 100.00%

Party	Candidate	Early	Election	Total
-------	-----------	-------	----------	-------

Precinct 407 (Ballots Cast: 1)

SKAGIT COUNTY BOARD OF COMMISSIONERS PROPOSITION NO. 2 FLUORIDATION ADVISORY MEASURE, Vote For 1


Yes	1	100.00%	0	0.00%	1	100.00%
No	0	0.00%	0	0.00%	0	0.00%
Cast Votes:	1	100.00%	0	0.00%	1	100.00%
Over Votes:	0	0.00%	0	0.00%	0	0.00%
Under Votes:	0	0.00%	0	0.00%	0	0.00%

11/29/2006 Page

528 of 584

Skagit County Auditor

200611290246



2:34PM

Precinct Report — Official

PRIMARY ELECTION — SKAGIT COUNTY WASHINGTON 2006 GENERAL ELECTION — November 07, 2006

Total Number of Voters : 41,641 of 59,998 = 69.40%

Precincts Reporting 118 of 118 = 100.00%

Party	Candidate	Early	Election	Total
-------	-----------	-------	----------	-------

Precinct 501 (Ballots Cast: 210)

<b>INITIATIVE MEASURE NO. 920, Vote For 1</b>							
Yes		57	28.22%	0	0.00%	57	28.22%
No		145	71.78%	0	0.00%	145	71.78%
	Cast Votes:	202	96.19%	0	0.00%	202	96.19%
	Over Votes:	0	0.00%	0	0.00%	0	0.00%
	Under Votes:	8	3.81%	0	0.00%	8	3.81%
<b>INITIATIVE MEASURE NO. 933, Vote For 1</b>							
Yes		47	23.27%	0	0.00%	47	23.27%
No		155	76.73%	0	0.00%	155	76.73%
	Cast Votes:	202	96.19%	0	0.00%	202	96.19%
	Over Votes:	0	0.00%	0	0.00%	0	0.00%
	Under Votes:	8	3.81%	0	0.00%	8	3.81%
<b>INITIATIVE MEASURE NO. 937, Vote For 1</b>							
Yes		84	42.42%	0	0.00%	84	42.42%
No		114	57.58%	0	0.00%	114	57.58%
	Cast Votes:	198	94.29%	0	0.00%	198	94.29%
	Over Votes:	0	0.00%	0	0.00%	0	0.00%
	Under Votes:	12	5.71%	0	0.00%	12	5.71%
<b>HOUSE JOINT RESOLUTION 4223, Vote For 1</b>							
Approved		134	66.67%	0	0.00%	134	66.67%
Rejected		67	33.33%	0	0.00%	67	33.33%
	Cast Votes:	201	95.71%	0	0.00%	201	95.71%
	Over Votes:	0	0.00%	0	0.00%	0	0.00%
	Under Votes:	9	4.29%	0	0.00%	9	4.29%
<b>PROPOSITION NO. 1 Emergency Medical Services Levy (Skagit County Medic 1), Vote For 1</b>							
Yes		121	60.50%	0	0.00%	121	60.50%
No		79	39.50%	0	0.00%	79	39.50%
	Cast Votes:	200	95.24%	0	0.00%	200	95.24%
	Over Votes:	0	0.00%	0	0.00%	0	0.00%
	Under Votes:	10	4.76%	0	0.00%	10	4.76%
<b>UNITED STATES SENATOR, Vote For 1</b>							
DEM	Maria Cantwell	128	62.14%	0	0.00%	128	62.14%
REP	Mike McGavick	74	35.92%	0	0.00%	74	35.92%
LIB	Bruce Guthrie	1	0.49%	0	0.00%	1	0.49%
IND	Robin Adair	2	0.97%	0	0.00%	2	0.97%
GRE	Aaron Dixon	1	0.49%	0	0.00%	1	0.49%
	Cast Votes:	206	98.10%	0	0.00%	206	98.10%
	Over Votes:	0	0.00%	0	0.00%	0	0.00%
	Under Votes:	4	1.90%	0	0.00%	4	1.90%



11/29/2006 Page 529 of 584 2:34PM

**Precinct Report — Official**

**PRIMARY ELECTION — SKAGIT COUNTY WASHINGTON 2006 GENERAL ELECTION — November 07, 2006**

Page 514 of 568

11/29/2006 12:46 PM

Total Number of Voters : 41,641 of 59,998 = 69.40%

Precincts Reporting 118 of 118 = 100.00%

Party	Candidate	Early	Election	Total	
<b>Precinct 501 (Ballots Cast: 210)</b>					
<b>UNITED STATES REPRESENTATIVE DISTRICT #2, Vote For 1</b>					
DEM	Rick Larsen	154	74.76%	0 0.00%	154 74.76%
REP	Doug Roulstone	52	25.24%	0 0.00%	52 25.24%
	<b>Cast Votes:</b>	206	98.10%	0 0.00%	206 98.10%
	<b>Over Votes:</b>	0	0.00%	0 0.00%	0 0.00%
	<b>Under Votes:</b>	4	1.90%	0 0.00%	4 1.90%
<b>STATE REPRESENTATIVE DISTRICT #40 POSITION #1, Vote For 1</b>					
DEM	Dave Quall	164	79.23%	0 0.00%	164 79.23%
REP	Yoshe Revelle	43	20.77%	0 0.00%	43 20.77%
	<b>Cast Votes:</b>	207	98.57%	0 0.00%	207 98.57%
	<b>Over Votes:</b>	0	0.00%	0 0.00%	0 0.00%
	<b>Under Votes:</b>	3	1.43%	0 0.00%	3 1.43%
<b>STATE REPRESENTATIVE DISTRICT #40 POSITION #2, Vote For 1</b>					
DEM	Jeff Morris	171	100.00%	0 0.00%	171 100.00%
	<b>Cast Votes:</b>	171	81.43%	0 0.00%	171 81.43%
	<b>Over Votes:</b>	0	0.00%	0 0.00%	0 0.00%
	<b>Under Votes:</b>	39	18.57%	0 0.00%	39 18.57%
<b>SKAGIT COUNTY ASSESSOR, Vote For 1</b>					
REP	Mark Leander	148	100.00%	0 0.00%	148 100.00%
	<b>Cast Votes:</b>	148	70.48%	0 0.00%	148 70.48%
	<b>Over Votes:</b>	0	0.00%	0 0.00%	0 0.00%
	<b>Under Votes:</b>	62	29.52%	0 0.00%	62 29.52%
<b>SKAGIT COUNTY AUDITOR, Vote For 1</b>					
DEM	Jeanne Youngquist	119	57.77%	0 0.00%	119 57.77%
REP	Norma Hickok-Brummett	87	42.23%	0 0.00%	87 42.23%
	<b>Cast Votes:</b>	206	98.10%	0 0.00%	206 98.10%
	<b>Over Votes:</b>	0	0.00%	0 0.00%	0 0.00%
	<b>Under Votes:</b>	4	1.90%	0 0.00%	4 1.90%
<b>SKAGIT COUNTY CLERK, Vote For 1</b>					
DEM	Nancy Scott	161	100.00%	0 0.00%	161 100.00%
	<b>Cast Votes:</b>	161	76.67%	0 0.00%	161 76.67%
	<b>Over Votes:</b>	0	0.00%	0 0.00%	0 0.00%
	<b>Under Votes:</b>	49	23.33%	0 0.00%	49 23.33%



200611290246

Skagit County Auditor

Precinct Report — Official

PRIMARY ELECTION — SKAGIT COUNTY WASHINGTON 2006 GENERAL ELECTION — November 07, 2006

Total Number of Voters : 41,641 of 59,998 = 69.40%

Precincts Reporting 118 of 118 = 100.00%

Party	Candidate	Early	Election	Total	
<b>Precinct 501 (Ballots Cast: 210)</b>					
<b>SKAGIT COUNTY COMMISSIONER DISTRICT 3, Vote For 1</b>					
DEM	Sharon D. Dillon	120	57.97%	0 0.00%	120 57.97%
REP	Ted W. Anderson	87	42.03%	0 0.00%	87 42.03%
	Cast Votes:	207	98.57%	0 0.00%	207 98.57%
	Over Votes:	1	0.48%	0 0.00%	1 0.48%
	Under Votes:	2	0.95%	0 0.00%	2 0.95%
<b>SKAGIT COUNTY CORONER, Vote For 1</b>					
DEM	Daniel Dempsey	169	100.00%	0 0.00%	169 100.00%
	Cast Votes:	169	80.48%	0 0.00%	169 80.48%
	Over Votes:	0	0.00%	0 0.00%	0 0.00%
	Under Votes:	41	19.52%	0 0.00%	41 19.52%
<b>SKAGIT COUNTY PROSECUTING ATTORNEY, Vote For 1</b>					
DEM	Rich Weyrich	131	63.59%	0 0.00%	131 63.59%
REP	Tom Segunse	75	36.41%	0 0.00%	75 36.41%
	Cast Votes:	206	98.10%	0 0.00%	206 98.10%
	Over Votes:	0	0.00%	0 0.00%	0 0.00%
	Under Votes:	4	1.90%	0 0.00%	4 1.90%
<b>SKAGIT COUNTY SHERIFF, Vote For 1</b>					
DEM	Rick Grimstead	118	59.00%	0 0.00%	118 59.00%
REP	Dave Corrian	82	41.00%	0 0.00%	82 41.00%
	Cast Votes:	200	95.24%	0 0.00%	200 95.24%
	Over Votes:	0	0.00%	0 0.00%	0 0.00%
	Under Votes:	10	4.76%	0 0.00%	10 4.76%
<b>SKAGIT COUNTY TREASURER, Vote For 1</b>					
REP	Katie Jungquist	154	100.00%	0 0.00%	154 100.00%
	Cast Votes:	154	73.33%	0 0.00%	154 73.33%
	Over Votes:	0	0.00%	0 0.00%	0 0.00%
	Under Votes:	56	26.67%	0 0.00%	56 26.67%
<b>STATE SUPREME COURT JUSTICE POSITION #2, Vote For 1</b>					
	Susan Owens	118	65.56%	0 0.00%	118 65.56%
	Stephen Johnson	62	34.44%	0 0.00%	62 34.44%
	Cast Votes:	180	85.71%	0 0.00%	180 85.71%
	Over Votes:	0	0.00%	0 0.00%	0 0.00%
	Under Votes:	30	14.29%	0 0.00%	30 14.29%



200611290246  
Skagit County Auditor

11/29/2006 Page 531 of 584 2:34PM

**Precinct Report — Official**

**PRIMARY ELECTION — SKAGIT COUNTY WASHINGTON 2006 GENERAL ELECTION — November 07, 2006**

Page 516 of 568

11/29/2006 12:46 PM

Total Number of Voters : 41,641 of 59,998 = 69.40%

Precincts Reporting 118 of 118 = 100.00%

Party	Candidate	Early	Election	Total
<b>Precinct 501 (Ballots Cast: 210)</b>				
<b>STATE SUPREME COURT JUSTICE POSITION #8, Vote For 1</b>				
	Gerry L. Alexander	145 100.00%	0 0.00%	145 100.00%
	Cast Votes:	145 69.05%	0 0.00%	145 69.05%
	Over Votes:	0 0.00%	0 0.00%	0 0.00%
	Under Votes:	65 30.95%	0 0.00%	65 30.95%
<b>STATE SUPREME COURT JUSTICE POSITION #9, Vote For 1</b>				
	Tom Chambers	146 100.00%	0 0.00%	146 100.00%
	Cast Votes:	146 69.52%	0 0.00%	146 69.52%
	Over Votes:	0 0.00%	0 0.00%	0 0.00%
	Under Votes:	64 30.48%	0 0.00%	64 30.48%
<b>COURT OF APPEALS DIVISION I DISTRICT #3 POSITION #1, Vote For 1</b>				
	Mary Kay Becker	141 100.00%	0 0.00%	141 100.00%
	Cast Votes:	141 67.14%	0 0.00%	141 67.14%
	Over Votes:	0 0.00%	0 0.00%	0 0.00%
	Under Votes:	69 32.86%	0 0.00%	69 32.86%
<b>DISTRICT COURT JUDGE POSITION 1, Vote For 1</b>				
	Warren M. Gilbert	100 55.56%	0 0.00%	100 55.56%
	Colleen Kenimond	80 44.44%	0 0.00%	80 44.44%
	Cast Votes:	180 85.71%	0 0.00%	180 85.71%
	Over Votes:	0 0.00%	0 0.00%	0 0.00%
	Under Votes:	30 14.29%	0 0.00%	30 14.29%
<b>DISTRICT COURT JUDGE POSITION 2, Vote For 1</b>				
	David A. Svaren	149 100.00%	0 0.00%	149 100.00%
	Cast Votes:	149 70.95%	0 0.00%	149 70.95%
	Over Votes:	0 0.00%	0 0.00%	0 0.00%
	Under Votes:	61 29.05%	0 0.00%	61 29.05%
<b>PUBLIC UTILITY DISTRICT COMMISSIONER NO. 2, Vote For 1</b>				
	Robbie Robertson	86 53.75%	0 0.00%	86 53.75%
	Michael C. Newman	74 46.25%	0 0.00%	74 46.25%
	Cast Votes:	160 76.19%	0 0.00%	160 76.19%
	Over Votes:	0 0.00%	0 0.00%	0 0.00%
	Under Votes:	50 23.81%	0 0.00%	50 23.81%



200611290246

Skagit County Auditor

Precinct Report — Official

PRIMARY ELECTION — SKAGIT COUNTY WASHINGTON 2006 GENERAL ELECTION — November 07, 2006

Page 517 of 568

11/29/2006 12:46 PM

Total Number of Voters : 41,641 of 59,998 = 69.40%

Precincts Reporting 118 of 118 = 100.00%

Party	Candidate	Early	Election	Total
<b>Precinct 501 (Ballots Cast: 210)</b>				
<b>SKAGIT COUNTY BOARD OF COMMISSIONERS PROPOSITION NO. 2 FLUORIDATION ADVISORY MEASURE, Vote For 1</b>				
Yes		112 54.63%	0 0.00%	112 54.63%
No		93 45.37%	0 0.00%	93 45.37%
	Cast Votes:	205 97.62%	0 0.00%	205 97.62%
	Over Votes:	0 0.00%	0 0.00%	0 0.00%
	Under Votes:	5 2.38%	0 0.00%	5 2.38%



200611290246

Skagit County Auditor

11/29/2006 Page 533 of 584 2:34PM

Precinct Report — Official

PRIMARY ELECTION — SKAGIT COUNTY WASHINGTON 2006 GENERAL ELECTION — November 07, 2006

Total Number of Voters : 41,641 of 59,998 = 69.40%

Precincts Reporting 118 of 118 = 100.00%

Party	Candidate	Early	Election	Total
<b>Precinct 502 (Ballots Cast: 277)</b>				
<b>INITIATIVE MEASURE NO. 920, Vote For 1</b>				
	Yes	74 27.72%	0 0.00%	74 27.72%
	No	193 72.28%	0 0.00%	193 72.28%
	Cast Votes:	267 96.39%	0 0.00%	267 96.39%
	Over Votes:	0 0.00%	0 0.00%	0 0.00%
	Under Votes:	10 3.61%	0 0.00%	10 3.61%
<b>INITIATIVE MEASURE NO. 933, Vote For 1</b>				
	Yes	86 32.33%	0 0.00%	86 32.33%
	No	180 67.67%	0 0.00%	180 67.67%
	Cast Votes:	266 96.03%	0 0.00%	266 96.03%
	Over Votes:	1 0.36%	0 0.00%	1 0.36%
	Under Votes:	10 3.61%	0 0.00%	10 3.61%
<b>INITIATIVE MEASURE NO. 937, Vote For 1</b>				
	Yes	127 49.22%	0 0.00%	127 49.22%
	No	131 50.78%	0 0.00%	131 50.78%
	Cast Votes:	258 93.14%	0 0.00%	258 93.14%
	Over Votes:	0 0.00%	0 0.00%	0 0.00%
	Under Votes:	19 6.86%	0 0.00%	19 6.86%
<b>HOUSE JOINT RESOLUTION 4223, Vote For 1</b>				
	Approved	184 73.60%	0 0.00%	184 73.60%
	Rejected	66 26.40%	0 0.00%	66 26.40%
	Cast Votes:	250 90.25%	0 0.00%	250 90.25%
	Over Votes:	0 0.00%	0 0.00%	0 0.00%
	Under Votes:	27 9.75%	0 0.00%	27 9.75%
<b>PROPOSITION NO. 1 Emergency Medical Services Levy (Skagit County Medic 1), Vote For 1</b>				
	Yes	167 63.02%	0 0.00%	167 63.02%
	No	98 36.98%	0 0.00%	98 36.98%
	Cast Votes:	265 95.67%	0 0.00%	265 95.67%
	Over Votes:	0 0.00%	0 0.00%	0 0.00%
	Under Votes:	12 4.33%	0 0.00%	12 4.33%
<b>UNITED STATES SENATOR, Vote For 1</b>				
DEM	Maria Cantwell	150 56.18%	0 0.00%	150 56.18%
REP	Mike McGavick	110 41.20%	0 0.00%	110 41.20%
LIB	Bruce Guthrie	3 1.12%	0 0.00%	3 1.12%
IND	Robin Adair	3 1.12%	0 0.00%	3 1.12%
GRE	Aaron Dixon	1 0.37%	0 0.00%	1 0.37%
	Cast Votes:	267 96.39%	0 0.00%	267 96.39%
	Over Votes:	0 0.00%	0 0.00%	0 0.00%
	Under Votes:	10 3.61%	0 0.00%	10 3.61%

11/29/2006 Page 534 of 584 2:34PM  
 Skagit County Auditor  
 200611290246

Precinct Report — Official

PRIMARY ELECTION — SKAGIT COUNTY WASHINGTON 2006 GENERAL ELECTION — November 07, 2006

Page 519 of 568

11/29/2006 12:46 PM

Total Number of Voters : 41,641 of 59,998 = 69.40%

Precincts Reporting 118 of 118 = 100.00%

Party	Candidate	Early	Election	Total
<b>Precinct 502 (Ballots Cast: 277)</b>				
<b>UNITED STATES REPRESENTATIVE DISTRICT #2, Vote For 1</b>				
DEM	Rick Larsen	183	68.28%	183 68.28%
REP	Doug Roulstone	85	31.72%	85 31.72%
	Cast Votes:	268	96.75%	268 96.75%
	Over Votes:	0	0.00%	0 0.00%
	Under Votes:	9	3.25%	9 3.25%
<b>STATE REPRESENTATIVE DISTRICT #40 POSITION #1, Vote For 1</b>				
DEM	Dave Quall	197	77.25%	197 77.25%
REP	Yoshe Revelle	58	22.75%	58 22.75%
	Cast Votes:	255	92.06%	255 92.06%
	Over Votes:	0	0.00%	0 0.00%
	Under Votes:	22	7.94%	22 7.94%
<b>STATE REPRESENTATIVE DISTRICT #40 POSITION #2, Vote For 1</b>				
DEM	Jeff Morris	196	100.00%	196 100.00%
	Cast Votes:	196	70.76%	196 70.76%
	Over Votes:	0	0.00%	0 0.00%
	Under Votes:	81	29.24%	81 29.24%
<b>SKAGIT COUNTY ASSESSOR, Vote For 1</b>				
REP	Mark Leander	197	100.00%	197 100.00%
	Cast Votes:	197	71.12%	197 71.12%
	Over Votes:	0	0.00%	0 0.00%
	Under Votes:	80	28.88%	80 28.88%
<b>SKAGIT COUNTY AUDITOR, Vote For 1</b>				
DEM	Jeanne Youngquist	130	49.06%	130 49.06%
REP	Norma Hickok-Brummett	135	50.94%	135 50.94%
	Cast Votes:	265	95.67%	265 95.67%
	Over Votes:	0	0.00%	0 0.00%
	Under Votes:	12	4.33%	12 4.33%
<b>SKAGIT COUNTY CLERK, Vote For 1</b>				
DEM	Nancy Scott	199	100.00%	199 100.00%
	Cast Votes:	199	71.84%	199 71.84%
	Over Votes:	0	0.00%	0 0.00%
	Under Votes:	78	28.16%	78 28.16%



200611290246  
Skagit County Auditor

11/29/2006 Page 535 of 584 2:34PM



Precinct Report — Official

PRIMARY ELECTION — SKAGIT COUNTY WASHINGTON 2006 GENERAL ELECTION — November 07, 2006

Page 520 of 568

11/29/2006 12:46 PM

Total Number of Voters : 41,641 of 59,998 = 69.40%

Precincts Reporting 118 of 118 = 100.00%

Party	Candidate	Early		Election		Total	
<b>Precinct 502 (Ballots Cast: 277)</b>							
<b>SKAGIT COUNTY COMMISSIONER DISTRICT 3, Vote For 1</b>							
DEM	Sharon D. Dillon	163	62.21%	0	0.00%	163	62.21%
REP	Ted W. Anderson	99	37.79%	0	0.00%	99	37.79%
	Cast Votes:	262	94.58%	0	0.00%	262	94.58%
	Over Votes:	1	0.36%	0	0.00%	1	0.36%
	Under Votes:	14	5.05%	0	0.00%	14	5.05%
<b>SKAGIT COUNTY CORONER, Vote For 1</b>							
DEM	Daniel Dempsey	203	100.00%	0	0.00%	203	100.00%
	Cast Votes:	203	73.29%	0	0.00%	203	73.29%
	Over Votes:	0	0.00%	0	0.00%	0	0.00%
	Under Votes:	74	26.71%	0	0.00%	74	26.71%
<b>SKAGIT COUNTY PROSECUTING ATTORNEY, Vote For 1</b>							
DEM	Rich Weyrich	157	60.85%	0	0.00%	157	60.85%
REP	Tom Seguire	101	39.15%	0	0.00%	101	39.15%
	Cast Votes:	258	93.14%	0	0.00%	258	93.14%
	Over Votes:	0	0.00%	0	0.00%	0	0.00%
	Under Votes:	19	6.86%	0	0.00%	19	6.86%
<b>SKAGIT COUNTY SHERIFF, Vote For 1</b>							
DEM	Rick Grimstead	141	55.08%	0	0.00%	141	55.08%
REP	Dave Corrion	115	44.92%	0	0.00%	115	44.92%
	Cast Votes:	256	92.42%	0	0.00%	256	92.42%
	Over Votes:	0	0.00%	0	0.00%	0	0.00%
	Under Votes:	21	7.58%	0	0.00%	21	7.58%
<b>SKAGIT COUNTY TREASURER, Vote For 1</b>							
REP	Katie Jungquist	203	100.00%	0	0.00%	203	100.00%
	Cast Votes:	203	73.29%	0	0.00%	203	73.29%
	Over Votes:	0	0.00%	0	0.00%	0	0.00%
	Under Votes:	74	26.71%	0	0.00%	74	26.71%
<b>STATE SUPREME COURT JUSTICE POSITION #2, Vote For 1</b>							
	Susan Owens	150	63.83%	0	0.00%	150	63.83%
	Stephen Johnson	85	36.17%	0	0.00%	85	36.17%
	Cast Votes:	235	84.84%	0	0.00%	235	84.84%
	Over Votes:	0	0.00%	0	0.00%	0	0.00%
	Under Votes:	42	15.16%	0	0.00%	42	15.16%



200611290246

Skagit County Auditor

Precinct Report — Official

PRIMARY ELECTION — SKAGIT COUNTY WASHINGTON 2006 GENERAL ELECTION — November 07, 2006

Page 521 of 568

11/29/2006 12:46 PM

Total Number of Voters : 41,641 of 59,998 = 69.40%

Precincts Reporting 118 of 118 = 100.00%

Party	Candidate	Early	Election	Total
<b>Precinct 502 (Ballots Cast: 277)</b>				
<b>STATE SUPREME COURT JUSTICE POSITION #8, Vote For 1</b>				
	Gerry L. Alexander	184 100.00%	0 0.00%	184 100.00%
	Cast Votes:	184 66.43%	0 0.00%	184 66.43%
	Over Votes:	0 0.00%	0 0.00%	0 0.00%
	Under Votes:	93 33.57%	0 0.00%	93 33.57%
<b>STATE SUPREME COURT JUSTICE POSITION #9, Vote For 1</b>				
	Tom Chambers	186 100.00%	0 0.00%	186 100.00%
	Cast Votes:	186 67.15%	0 0.00%	186 67.15%
	Over Votes:	0 0.00%	0 0.00%	0 0.00%
	Under Votes:	91 32.85%	0 0.00%	91 32.85%
<b>COURT OF APPEALS DIVISION I DISTRICT #3 POSITION #1, Vote For 1</b>				
	Mary Kay Becker	186 100.00%	0 0.00%	186 100.00%
	Cast Votes:	186 67.15%	0 0.00%	186 67.15%
	Over Votes:	0 0.00%	0 0.00%	0 0.00%
	Under Votes:	91 32.85%	0 0.00%	91 32.85%
<b>DISTRICT COURT JUDGE POSITION 1, Vote For 1</b>				
	Warren M. Gilbert	137 57.56%	0 0.00%	137 57.56%
	Colleen Kenimond	101 42.44%	0 0.00%	101 42.44%
	Cast Votes:	238 85.92%	0 0.00%	238 85.92%
	Over Votes:	0 0.00%	0 0.00%	0 0.00%
	Under Votes:	39 14.08%	0 0.00%	39 14.08%
<b>DISTRICT COURT JUDGE POSITION 2, Vote For 1</b>				
	David A. Svaren	188 100.00%	0 0.00%	188 100.00%
	Cast Votes:	188 67.87%	0 0.00%	188 67.87%
	Over Votes:	0 0.00%	0 0.00%	0 0.00%
	Under Votes:	89 32.13%	0 0.00%	89 32.13%
<b>PUBLIC UTILITY DISTRICT COMMISSIONER NO. 2, Vote For 1</b>				
	Robbie Robertson	123 54.42%	0 0.00%	123 54.42%
	Michael C. Newman	103 45.58%	0 0.00%	103 45.58%
	Cast Votes:	226 81.59%	0 0.00%	226 81.59%
	Over Votes:	0 0.00%	0 0.00%	0 0.00%
	Under Votes:	51 18.41%	0 0.00%	51 18.41%



200611290246  
 Skagit County Auditor  
 11/29/2006 Page 537 of 584 2:34PM

**Precinct Report — Official**  
**PRIMARY ELECTION — SKAGIT COUNTY WASHINGTON 2006 GENERAL ELECTION — November 07, 2006**

Total Number of Voters : 41,641 of 59,998 = 69.40%

Precincts Reporting 118 of 118 = 100.00%

Party	Candidate	Early	Election	Total
-------	-----------	-------	----------	-------

**Precinct 502 (Ballots Cast: 277)**

**SKAGIT COUNTY BOARD OF COMMISSIONERS PROPOSITION NO. 2 FLUORIDATION ADVISORY MEASURE, Vote For 1**

Yes	145	54.72%	0	0.00%	145	54.72%
No	120	45.28%	0	0.00%	120	45.28%
<b>Cast Votes:</b>	<b>265</b>	<b>95.67%</b>	<b>0</b>	<b>0.00%</b>	<b>265</b>	<b>95.67%</b>
<b>Over Votes:</b>	<b>0</b>	<b>0.00%</b>	<b>0</b>	<b>0.00%</b>	<b>0</b>	<b>0.00%</b>
<b>Under Votes:</b>	<b>12</b>	<b>4.33%</b>	<b>0</b>	<b>0.00%</b>	<b>12</b>	<b>4.33%</b>

200611290246  
 Skagit County Auditor  
 11/29/2006 Page 538 of 584 2:34PM

Precinct Report — Official

PRIMARY ELECTION — SKAGIT COUNTY WASHINGTON 2006 GENERAL ELECTION — November 07, 2006

Page 523 of 568

11/29/2006 12:46 PM

Total Number of Voters : 41,641 of 59,998 = 69.40%

Precincts Reporting 118 of 118 = 100.00%

Party	Candidate	Early	Election	Total
<b>Precinct 503 (Ballots Cast: 124)</b>				
<b>INITIATIVE MEASURE NO. 920, Vote For 1</b>				
	Yes	31 26.05%	0 0.00%	31 26.05%
	No	88 73.95%	0 0.00%	88 73.95%
	Cast Votes:	119 95.97%	0 0.00%	119 95.97%
	Over Votes:	1 0.81%	0 0.00%	1 0.81%
	Under Votes:	4 3.23%	0 0.00%	4 3.23%
<b>INITIATIVE MEASURE NO. 933, Vote For 1</b>				
	Yes	45 37.82%	0 0.00%	45 37.82%
	No	74 62.18%	0 0.00%	74 62.18%
	Cast Votes:	119 95.97%	0 0.00%	119 95.97%
	Over Votes:	0 0.00%	0 0.00%	0 0.00%
	Under Votes:	5 4.03%	0 0.00%	5 4.03%
<b>INITIATIVE MEASURE NO. 937, Vote For 1</b>				
	Yes	59 50.43%	0 0.00%	59 50.43%
	No	58 49.57%	0 0.00%	58 49.57%
	Cast Votes:	117 94.35%	0 0.00%	117 94.35%
	Over Votes:	0 0.00%	0 0.00%	0 0.00%
	Under Votes:	7 5.65%	0 0.00%	7 5.65%
<b>HOUSE JOINT RESOLUTION 4223, Vote For 1</b>				
	Approved	91 75.83%	0 0.00%	91 75.83%
	Rejected	29 24.17%	0 0.00%	29 24.17%
	Cast Votes:	120 96.77%	0 0.00%	120 96.77%
	Over Votes:	0 0.00%	0 0.00%	0 0.00%
	Under Votes:	4 3.23%	0 0.00%	4 3.23%
<b>PROPOSITION NO. 1 Emergency Medical Services Levy (Skagit County Medic 1), Vote For 1</b>				
	Yes	93 80.87%	0 0.00%	93 80.87%
	No	22 19.13%	0 0.00%	22 19.13%
	Cast Votes:	115 92.74%	0 0.00%	115 92.74%
	Over Votes:	0 0.00%	0 0.00%	0 0.00%
	Under Votes:	9 7.26%	0 0.00%	9 7.26%
<b>UNITED STATES SENATOR, Vote For 1</b>				
DEM	Maria Cantwell	66 53.66%	0 0.00%	66 53.66%
REP	Mike McGavick	48 39.02%	0 0.00%	48 39.02%
LIB	Bruce Guthrie	4 3.25%	0 0.00%	4 3.25%
IND	Robin Adair	5 4.07%	0 0.00%	5 4.07%
GRE	Aaron Dixon	0 0.00%	0 0.00%	0 0.00%
	Cast Votes:	123 99.19%	0 0.00%	123 99.19%
	Over Votes:	0 0.00%	0 0.00%	0 0.00%
	Under Votes:	1 0.81%	0 0.00%	1 0.81%



200611290246  
Skagit County Auditor

11/29/2006 Page 539 of 584 2:34PM

Precinct Report — Official

PRIMARY ELECTION — SKAGIT COUNTY WASHINGTON 2006 GENERAL ELECTION — November 07, 2006

Page 524 of 568

11/29/2006 12:46 PM

Total Number of Voters : 41,641 of 59,998 = 69.40%

Precincts Reporting 118 of 118 = 100.00%

Party	Candidate	Early	Election	Total
<b>Precinct 503 (Ballots Cast: 124)</b>				
<b>UNITED STATES REPRESENTATIVE DISTRICT #2, Vote For 1</b>				
DEM	Rick Larsen	78	63.41%	78 63.41%
REP	Doug Roulstone	45	36.59%	45 36.59%
	Cast Votes:	123	99.19%	123 99.19%
	Over Votes:	0	0.00%	0 0.00%
	Under Votes:	1	0.81%	1 0.81%
<b>STATE REPRESENTATIVE DISTRICT #40 POSITION #1, Vote For 1</b>				
DEM	Dave Quali	78	66.67%	78 66.67%
REP	Yoshe Revelle	39	33.33%	39 33.33%
	Cast Votes:	117	94.35%	117 94.35%
	Over Votes:	0	0.00%	0 0.00%
	Under Votes:	7	5.65%	7 5.65%
<b>STATE REPRESENTATIVE DISTRICT #40 POSITION #2, Vote For 1</b>				
DEM	Jeff Morris	96	100.00%	96 100.00%
	Cast Votes:	96	77.42%	96 77.42%
	Over Votes:	0	0.00%	0 0.00%
	Under Votes:	28	22.58%	28 22.58%
<b>SKAGIT COUNTY ASSESSOR, Vote For 1</b>				
REP	Mark Leander	95	100.00%	95 100.00%
	Cast Votes:	95	76.61%	95 76.61%
	Over Votes:	0	0.00%	0 0.00%
	Under Votes:	29	23.39%	29 23.39%
<b>SKAGIT COUNTY AUDITOR, Vote For 1</b>				
DEM	Jeanne Youngquist	62	52.10%	62 52.10%
REP	Norma Hickok-Brummett	57	47.90%	57 47.90%
	Cast Votes:	119	95.97%	119 95.97%
	Over Votes:	0	0.00%	0 0.00%
	Under Votes:	5	4.03%	5 4.03%
<b>SKAGIT COUNTY CLERK, Vote For 1</b>				
DEM	Nancy Scott	94	100.00%	94 100.00%
	Cast Votes:	94	75.81%	94 75.81%
	Over Votes:	0	0.00%	0 0.00%
	Under Votes:	30	24.19%	30 24.19%



200611290246  
Skagit County Auditor

**Precinct Report — Official**

**PRIMARY ELECTION — SKAGIT COUNTY WASHINGTON 2006 GENERAL ELECTION — November 07, 2006**

Page 525 of 568

11/29/2006 12:46 PM

Total Number of Voters : 41,641 of 59,998 = 69.40%

Precincts Reporting 118 of 118 = 100.00%

Party	Candidate	Early	Election	Total	
<b>Precinct 503 (Ballots Cast: 124)</b>					
<b>SKAGIT COUNTY COMMISSIONER DISTRICT 3, Vote For 1</b>					
DEM	Sharon D. Dillon	67	56.78%	0 0.00%	67 56.78%
REP	Ted W. Anderson	51	43.22%	0 0.00%	51 43.22%
	Cast Votes:	118	95.16%	0 0.00%	118 95.16%
	Over Votes:	0	0.00%	0 0.00%	0 0.00%
	Under Votes:	6	4.84%	0 0.00%	6 4.84%
<b>SKAGIT COUNTY CORONER, Vote For 1</b>					
DEM	Daniel Dempsey	93	100.00%	0 0.00%	93 100.00%
	Cast Votes:	93	75.00%	0 0.00%	93 75.00%
	Over Votes:	0	0.00%	0 0.00%	0 0.00%
	Under Votes:	31	25.00%	0 0.00%	31 25.00%
<b>SKAGIT COUNTY PROSECUTING ATTORNEY, Vote For 1</b>					
DEM	Rich Weyrich	66	56.41%	0 0.00%	66 56.41%
REP	Tom Seguire	51	43.59%	0 0.00%	51 43.59%
	Cast Votes:	117	94.35%	0 0.00%	117 94.35%
	Over Votes:	0	0.00%	0 0.00%	0 0.00%
	Under Votes:	7	5.65%	0 0.00%	7 5.65%
<b>SKAGIT COUNTY SHERIFF, Vote For 1</b>					
DEM	Rick Grimstead	62	52.10%	0 0.00%	62 52.10%
REP	Dave Corrian	57	47.90%	0 0.00%	57 47.90%
	Cast Votes:	119	95.97%	0 0.00%	119 95.97%
	Over Votes:	0	0.00%	0 0.00%	0 0.00%
	Under Votes:	5	4.03%	0 0.00%	5 4.03%
<b>SKAGIT COUNTY TREASURER, Vote For 1</b>					
REP	Katie Jungquist	98	100.00%	0 0.00%	98 100.00%
	Cast Votes:	98	79.03%	0 0.00%	98 79.03%
	Over Votes:	0	0.00%	0 0.00%	0 0.00%
	Under Votes:	26	20.97%	0 0.00%	26 20.97%
<b>STATE SUPREME COURT JUSTICE POSITION #2, Vote For 1</b>					
	Susan Owens	77	69.37%	0 0.00%	77 69.37%
	Stephen Johnson	34	30.63%	0 0.00%	34 30.63%
	Cast Votes:	111	89.52%	0 0.00%	111 89.52%
	Over Votes:	0	0.00%	0 0.00%	0 0.00%
	Under Votes:	13	10.48%	0 0.00%	13 10.48%



200611290246  
Skagit County Auditor

11/29/2006 Page 541 of 584 2:34PM

**Precinct Report — Official**

**PRIMARY ELECTION — SKAGIT COUNTY WASHINGTON 2006 GENERAL ELECTION — November 07, 2006**

Page 526 of 568

11/29/2006 12:46 PM

Total Number of Voters : 41,641 of 59,998 = 69.40%

Precincts Reporting 118 of 118 = 100.00%

Party	Candidate	Early	Election	Total
<b>Precinct 503 (Ballots Cast: 124)</b>				
<b>STATE SUPREME COURT JUSTICE POSITION #8, Vote For 1</b>				
	Gerry L. Alexander	89 100.00%	0 0.00%	89 100.00%
	Cast Votes:	89 71.77%	0 0.00%	89 71.77%
	Over Votes:	0 0.00%	0 0.00%	0 0.00%
	Under Votes:	35 28.23%	0 0.00%	35 28.23%
<b>STATE SUPREME COURT JUSTICE POSITION #9, Vote For 1</b>				
	Tom Chambers	88 100.00%	0 0.00%	88 100.00%
	Cast Votes:	88 70.97%	0 0.00%	88 70.97%
	Over Votes:	0 0.00%	0 0.00%	0 0.00%
	Under Votes:	36 29.03%	0 0.00%	36 29.03%
<b>COURT OF APPEALS DIVISION I DISTRICT #3 POSITION #1, Vote For 1</b>				
	Mary Kay Becker	88 100.00%	0 0.00%	88 100.00%
	Cast Votes:	88 70.97%	0 0.00%	88 70.97%
	Over Votes:	0 0.00%	0 0.00%	0 0.00%
	Under Votes:	36 29.03%	0 0.00%	36 29.03%
<b>DISTRICT COURT JUDGE POSITION 1, Vote For 1</b>				
	Warren M. Gilbert	61 58.10%	0 0.00%	61 58.10%
	Colleen Kenimond	44 41.90%	0 0.00%	44 41.90%
	Cast Votes:	105 84.68%	0 0.00%	105 84.68%
	Over Votes:	0 0.00%	0 0.00%	0 0.00%
	Under Votes:	19 15.32%	0 0.00%	19 15.32%
<b>DISTRICT COURT JUDGE POSITION 2, Vote For 1</b>				
	David A. Svaren	91 100.00%	0 0.00%	91 100.00%
	Cast Votes:	91 73.39%	0 0.00%	91 73.39%
	Over Votes:	0 0.00%	0 0.00%	0 0.00%
	Under Votes:	33 26.61%	0 0.00%	33 26.61%
<b>PUBLIC UTILITY DISTRICT COMMISSIONER NO. 2, Vote For 1</b>				
	Robbie Robertson	49 54.44%	0 0.00%	49 54.44%
	Michael C. Newman	41 45.56%	0 0.00%	41 45.56%
	Cast Votes:	90 72.58%	0 0.00%	90 72.58%
	Over Votes:	0 0.00%	0 0.00%	0 0.00%
	Under Votes:	34 27.42%	0 0.00%	34 27.42%



200611290246

Skagit County Auditor

Precinct Report — Official

PRIMARY ELECTION — SKAGIT COUNTY WASHINGTON 2006 GENERAL ELECTION — November 07, 2006

Page 527 of 568

11/29/2006 12:46 PM

Total Number of Voters : 41,641 of 59,998 = 69.40%

Precincts Reporting 118 of 118 = 100.00%

Party	Candidate	Early	Election	Total
-------	-----------	-------	----------	-------

Precinct 503 (Ballots Cast: 124)

SKAGIT COUNTY BOARD OF COMMISSIONERS PROPOSITION NO. 2 FLUORIDATION ADVISORY MEASURE, Vote For 1

Yes	65	55.08%	0	0.00%	65	55.08%
No	53	44.92%	0	0.00%	53	44.92%
Cast Votes:	118	95.16%	0	0.00%	118	95.16%
Over Votes:	1	0.81%	0	0.00%	1	0.81%
Under Votes:	5	4.03%	0	0.00%	5	4.03%



200611290246  
Skagit County Auditor

11/29/2006 Page 543 of 584 2:34PM



Precinct Report — Official

PRIMARY ELECTION — SKAGIT COUNTY WASHINGTON 2006 GENERAL ELECTION — November 07, 2006

Total Number of Voters : 41,641 of 59,998 = 69.40%

Precincts Reporting 118 of 118 = 100.00%

Party	Candidate	Early	Election	Total
<b>Precinct 504 (Ballots Cast: 260)</b>				
<b>INITIATIVE MEASURE NO. 920, Vote For 1</b>				
	Yes	89 35.46%	0 0.00%	89 35.46%
	No	162 64.54%	0 0.00%	162 64.54%
	Cast Votes:	251 96.54%	0 0.00%	251 96.54%
	Over Votes:	0 0.00%	0 0.00%	0 0.00%
	Under Votes:	9 3.46%	0 0.00%	9 3.46%
<b>INITIATIVE MEASURE NO. 933, Vote For 1</b>				
	Yes	90 35.57%	0 0.00%	90 35.57%
	No	163 64.43%	0 0.00%	163 64.43%
	Cast Votes:	253 97.31%	0 0.00%	253 97.31%
	Over Votes:	0 0.00%	0 0.00%	0 0.00%
	Under Votes:	7 2.69%	0 0.00%	7 2.69%
<b>INITIATIVE MEASURE NO. 937, Vote For 1</b>				
	Yes	89 36.03%	0 0.00%	89 36.03%
	No	158 63.97%	0 0.00%	158 63.97%
	Cast Votes:	247 95.00%	0 0.00%	247 95.00%
	Over Votes:	0 0.00%	0 0.00%	0 0.00%
	Under Votes:	13 5.00%	0 0.00%	13 5.00%
<b>HOUSE JOINT RESOLUTION 4223, Vote For 1</b>				
	Approved	190 76.31%	0 0.00%	190 76.31%
	Rejected	59 23.69%	0 0.00%	59 23.69%
	Cast Votes:	249 95.77%	0 0.00%	249 95.77%
	Over Votes:	0 0.00%	0 0.00%	0 0.00%
	Under Votes:	11 4.23%	0 0.00%	11 4.23%
<b>PROPOSITION NO. 1 Emergency Medical Services Levy (Skagit County Medic 1), Vote For 1</b>				
	Yes	139 56.05%	0 0.00%	139 56.05%
	No	109 43.95%	0 0.00%	109 43.95%
	Cast Votes:	248 95.38%	0 0.00%	248 95.38%
	Over Votes:	0 0.00%	0 0.00%	0 0.00%
	Under Votes:	12 4.62%	0 0.00%	12 4.62%
<b>UNITED STATES SENATOR, Vote For 1</b>				
DEM	Maria Cantwell	124 49.40%	0 0.00%	124 49.40%
REP	Mike McGavick	120 47.81%	0 0.00%	120 47.81%
LIB	Bruce Guthrie	3 1.20%	0 0.00%	3 1.20%
IND	Robin Adair	3 1.20%	0 0.00%	3 1.20%
GRE	Aaron Dixon	1 0.40%	0 0.00%	1 0.40%
	Cast Votes:	251 96.54%	0 0.00%	251 96.54%
	Over Votes:	0 0.00%	0 0.00%	0 0.00%
	Under Votes:	9 3.46%	0 0.00%	9 3.46%

11/29/2006 Page 544 of 584 2:34PM

Skagit County Auditor  
200611290246



Precinct Report — Official

PRIMARY ELECTION — SKAGIT COUNTY WASHINGTON 2006 GENERAL ELECTION — November 07, 2006

Page 529 of 568

11/29/2006 12:46 PM

Precincts Reporting 118 of 118 = 100.00%

Total Number of Voters : 41,641 of 59,998 = 69.40%

Party	Candidate	Early	Election	Total
-------	-----------	-------	----------	-------

Precinct 504 (Ballots Cast: 260)

UNITED STATES REPRESENTATIVE DISTRICT #2, Vote For 1							
DEM	Rick Larsen	145	57.54%	0	0.00%	145	57.54%
REP	Doug Roulstone	107	42.46%	0	0.00%	107	42.46%
Cast Votes:		252	96.92%	0	0.00%	252	96.92%
Over Votes:		0	0.00%	0	0.00%	0	0.00%
Under Votes:		8	3.08%	0	0.00%	8	3.08%
STATE REPRESENTATIVE DISTRICT #40 POSITION #1, Vote For 1							
DEM	Dave Quall	172	69.92%	0	0.00%	172	69.92%
REP	Yoshe Revelle	74	30.08%	0	0.00%	74	30.08%
Cast Votes:		246	94.62%	0	0.00%	246	94.62%
Over Votes:		0	0.00%	0	0.00%	0	0.00%
Under Votes:		14	5.38%	0	0.00%	14	5.38%
STATE REPRESENTATIVE DISTRICT #40 POSITION #2, Vote For 1							
DEM	Jeff Morris	194	100.00%	0	0.00%	194	100.00%
Cast Votes:		194	74.62%	0	0.00%	194	74.62%
Over Votes:		0	0.00%	0	0.00%	0	0.00%
Under Votes:		66	25.38%	0	0.00%	66	25.38%
SKAGIT COUNTY ASSESSOR, Vote For 1							
REP	Mark Leander	212	100.00%	0	0.00%	212	100.00%
Cast Votes:		212	81.54%	0	0.00%	212	81.54%
Over Votes:		0	0.00%	0	0.00%	0	0.00%
Under Votes:		48	18.46%	0	0.00%	48	18.46%
SKAGIT COUNTY AUDITOR, Vote For 1							
DEM	Jeanne Youngquist	122	48.41%	0	0.00%	122	48.41%
REP	Norma Hickok-Brummett	130	51.59%	0	0.00%	130	51.59%
Cast Votes:		252	96.92%	0	0.00%	252	96.92%
Over Votes:		0	0.00%	0	0.00%	0	0.00%
Under Votes:		8	3.08%	0	0.00%	8	3.08%
SKAGIT COUNTY CLERK, Vote For 1							
DEM	Nancy Scott	197	100.00%	0	0.00%	197	100.00%
Cast Votes:		197	75.77%	0	0.00%	197	75.77%
Over Votes:		0	0.00%	0	0.00%	0	0.00%
Under Votes:		63	24.23%	0	0.00%	63	24.23%



200611290246  
Skagit County Auditor

11/29/2006 Page 545 of 584 2:34PM

Precinct Report — Official

PRIMARY ELECTION — SKAGIT COUNTY WASHINGTON 2006 GENERAL ELECTION — November 07, 2006

Page 530 of 568

11/29/2006 12:46 PM

Total Number of Voters : 41,641 of 59,998 = 69.40%

Precincts Reporting 118 of 118 = 100.00%

Party	Candidate	Early	Election	Total	
<b>Precinct 504 (Ballots Cast: 260)</b>					
<b>SKAGIT COUNTY COMMISSIONER DISTRICT 3, Vote For 1</b>					
DEM	Sharon D. Dillon	136	54.40%	0 0.00%	136 54.40%
REP	Ted W. Anderson	114	45.60%	0 0.00%	114 45.60%
	Cast Votes:	250	96.15%	0 0.00%	250 96.15%
	Over Votes:	0	0.00%	0 0.00%	0 0.00%
	Under Votes:	10	3.85%	0 0.00%	10 3.85%
<b>SKAGIT COUNTY CORONER, Vote For 1</b>					
DEM	Daniel Dempsey	204	100.00%	0 0.00%	204 100.00%
	Cast Votes:	204	78.46%	0 0.00%	204 78.46%
	Over Votes:	0	0.00%	0 0.00%	0 0.00%
	Under Votes:	56	21.54%	0 0.00%	56 21.54%
<b>SKAGIT COUNTY PROSECUTING ATTORNEY, Vote For 1</b>					
DEM	Rich Weyrich	118	47.97%	0 0.00%	118 47.97%
REP	Tom Seguire	128	52.03%	0 0.00%	128 52.03%
	Cast Votes:	246	94.62%	0 0.00%	246 94.62%
	Over Votes:	0	0.00%	0 0.00%	0 0.00%
	Under Votes:	14	5.38%	0 0.00%	14 5.38%
<b>SKAGIT COUNTY SHERIFF, Vote For 1</b>					
DEM	Rick Grimstead	113	44.66%	0 0.00%	113 44.66%
REP	Dave Corrion	140	55.34%	0 0.00%	140 55.34%
	Cast Votes:	253	97.31%	0 0.00%	253 97.31%
	Over Votes:	0	0.00%	0 0.00%	0 0.00%
	Under Votes:	7	2.69%	0 0.00%	7 2.69%
<b>SKAGIT COUNTY TREASURER, Vote For 1</b>					
REP	Katie Jungquist	218	100.00%	0 0.00%	218 100.00%
	Cast Votes:	218	83.85%	0 0.00%	218 83.85%
	Over Votes:	0	0.00%	0 0.00%	0 0.00%
	Under Votes:	42	16.15%	0 0.00%	42 16.15%
<b>STATE SUPREME COURT JUSTICE POSITION #2, Vote For 1</b>					
	Susan Owens	123	53.02%	0 0.00%	123 53.02%
	Stephen Johnson	109	46.98%	0 0.00%	109 46.98%
	Cast Votes:	232	89.23%	0 0.00%	232 89.23%
	Over Votes:	0	0.00%	0 0.00%	0 0.00%
	Under Votes:	28	10.77%	0 0.00%	28 10.77%



200611290246  
Skagit County Auditor

Precinct Report — Official

PRIMARY ELECTION — SKAGIT COUNTY WASHINGTON 2006 GENERAL ELECTION — November 07, 2006

Page 531 of 568

11/29/2006 12:46 PM

Precincts Reporting 118 of 118 = 100.00%

Total Number of Voters : 41,641 of 59,998 = 69.40%

Party	Candidate	Early	Election	Total
-------	-----------	-------	----------	-------

Precinct 504 (Ballots Cast: 260)

STATE SUPREME COURT JUSTICE POSITION #8, Vote For 1							
Gerry L. Alexander		190	100.00%	0	0.00%	190	100.00%
Cast Votes:		190	73.08%	0	0.00%	190	73.08%
Over Votes:		0	0.00%	0	0.00%	0	0.00%
Under Votes:		70	26.92%	0	0.00%	70	26.92%
STATE SUPREME COURT JUSTICE POSITION #9, Vote For 1							
Tom Chambers		190	100.00%	0	0.00%	190	100.00%
Cast Votes:		190	73.08%	0	0.00%	190	73.08%
Over Votes:		0	0.00%	0	0.00%	0	0.00%
Under Votes:		70	26.92%	0	0.00%	70	26.92%
COURT OF APPEALS DIVISION I DISTRICT #3 POSITION #1, Vote For 1							
Mary Kay Becker		194	100.00%	0	0.00%	194	100.00%
Cast Votes:		194	74.62%	0	0.00%	194	74.62%
Over Votes:		0	0.00%	0	0.00%	0	0.00%
Under Votes:		66	25.38%	0	0.00%	66	25.38%
DISTRICT COURT JUDGE POSITION 1, Vote For 1							
Warren M. Gilbert		146	63.48%	0	0.00%	146	63.48%
Colleen Kenimond		84	36.52%	0	0.00%	84	36.52%
Cast Votes:		230	88.46%	0	0.00%	230	88.46%
Over Votes:		0	0.00%	0	0.00%	0	0.00%
Under Votes:		30	11.54%	0	0.00%	30	11.54%
DISTRICT COURT JUDGE POSITION 2, Vote For 1							
David A. Svaren		192	100.00%	0	0.00%	192	100.00%
Cast Votes:		192	73.85%	0	0.00%	192	73.85%
Over Votes:		0	0.00%	0	0.00%	0	0.00%
Under Votes:		68	26.15%	0	0.00%	68	26.15%
PUBLIC UTILITY DISTRICT COMMISSIONER NO. 2, Vote For 1							
Robbie Robertson		131	63.90%	0	0.00%	131	63.90%
Michael C. Newman		74	36.10%	0	0.00%	74	36.10%
Cast Votes:		205	78.85%	0	0.00%	205	78.85%
Over Votes:		0	0.00%	0	0.00%	0	0.00%
Under Votes:		55	21.15%	0	0.00%	55	21.15%



200611290246  
 Skagit County Auditor  
 11/29/2006 Page 547 of 584 2:34PM

**Precinct Report — Official**

**PRIMARY ELECTION — SKAGIT COUNTY WASHINGTON 2006 GENERAL ELECTION — November 07, 2006**

Page 532 of 568

11/29/2006 12:46 PM

Total Number of Voters : 41,641 of 59,998 = 69.40%

Precincts Reporting 118 of 118 = 100.00%

Party	Candidate	Early	Election	Total		
<b>Precinct 504 (Ballots Cast: 260)</b>						
<b>SKAGIT COUNTY BOARD OF COMMISSIONERS PROPOSITION NO. 2 FLUORIDATION ADVISORY MEASURE, Vote For 1</b>						
Yes		136	54.84%	0 0.00%	136	54.84%
No		112	45.16%	0 0.00%	112	45.16%
	Cast Votes:	248	95.38%	0 0.00%	248	95.38%
	Over Votes:	1	0.38%	0 0.00%	1	0.38%
	Under Votes:	11	4.23%	0 0.00%	11	4.23%

11/29/2006 Page

548 of 584 2:34PM

Skagit County Auditor

200611290246



Precinct Report — Official

PRIMARY ELECTION — SKAGIT COUNTY WASHINGTON 2006 GENERAL ELECTION — November 07, 2006

Total Number of Voters : 41,641 of 59,998 = 69.40%

Party	Candidate	Early	Election	Total
<b>Precinct 505 (Ballots Cast: 453)</b>				
<b>INITIATIVE MEASURE NO. 920, Vote For 1</b>				
	Yes	138 31.22%	0 0.00%	138 31.22%
	No	304 68.78%	0 0.00%	304 68.78%
	Cast Votes:	442 97.57%	0 0.00%	442 97.57%
	Over Votes:	0 0.00%	0 0.00%	0 0.00%
	Under Votes:	11 2.43%	0 0.00%	11 2.43%
<b>INITIATIVE MEASURE NO. 933, Vote For 1</b>				
	Yes	129 28.92%	0 0.00%	129 28.92%
	No	317 71.08%	0 0.00%	317 71.08%
	Cast Votes:	446 98.45%	0 0.00%	446 98.45%
	Over Votes:	0 0.00%	0 0.00%	0 0.00%
	Under Votes:	7 1.55%	0 0.00%	7 1.55%
<b>INITIATIVE MEASURE NO. 937, Vote For 1</b>				
	Yes	194 44.09%	0 0.00%	194 44.09%
	No	246 55.91%	0 0.00%	246 55.91%
	Cast Votes:	440 97.13%	0 0.00%	440 97.13%
	Over Votes:	0 0.00%	0 0.00%	0 0.00%
	Under Votes:	13 2.87%	0 0.00%	13 2.87%
<b>HOUSE JOINT RESOLUTION 4223, Vote For 1</b>				
	Approved	319 73.84%	0 0.00%	319 73.84%
	Rejected	113 26.16%	0 0.00%	113 26.16%
	Cast Votes:	432 95.36%	0 0.00%	432 95.36%
	Over Votes:	0 0.00%	0 0.00%	0 0.00%
	Under Votes:	21 4.64%	0 0.00%	21 4.64%
<b>PROPOSITION NO. 1 Emergency Medical Services Levy (Skagit County Medic 1), Vote For 1</b>				
	Yes	275 63.66%	0 0.00%	275 63.66%
	No	157 36.34%	0 0.00%	157 36.34%
	Cast Votes:	432 95.36%	0 0.00%	432 95.36%
	Over Votes:	0 0.00%	0 0.00%	0 0.00%
	Under Votes:	21 4.64%	0 0.00%	21 4.64%
<b>UNITED STATES SENATOR, Vote For 1</b>				
DEM	Maria Cantwell	235 52.22%	0 0.00%	235 52.22%
REP	Mike McGavick	204 45.33%	0 0.00%	204 45.33%
LIB	Bruce Guthrie	5 1.11%	0 0.00%	5 1.11%
IND	Robin Adair	4 0.89%	0 0.00%	4 0.89%
GRE	Aaron Dixon	2 0.44%	0 0.00%	2 0.44%
	Cast Votes:	450 99.34%	0 0.00%	450 99.34%
	Over Votes:	0 0.00%	0 0.00%	0 0.00%
	Under Votes:	3 0.66%	0 0.00%	3 0.66%



200611290246  
Skagit County Auditor

Precinct Report — Official

PRIMARY ELECTION — SKAGIT COUNTY WASHINGTON 2006 GENERAL ELECTION — November 07, 2006

Page 534 of 568

11/29/2006 12:46 PM

Total Number of Voters : 41,641 of 59,998 = 69.40%

Precincts Reporting 118 of 118 = 100.00%

Party	Candidate	Early	Election	Total
<b>Precinct 505 (Ballots Cast: 453)</b>				
<b>UNITED STATES REPRESENTATIVE DISTRICT #2, Vote For 1</b>				
DEM	Rick Larsen	272	60.99%	272 60.99%
REP	Doug Roulstone	174	39.01%	174 39.01%
	Cast Votes:	446	98.45%	446 98.45%
	Over Votes:	0	0.00%	0 0.00%
	Under Votes:	7	1.55%	7 1.55%
<b>STATE REPRESENTATIVE DISTRICT #40 POSITION #1, Vote For 1</b>				
DEM	Dave Quall	301	70.66%	301 70.66%
REP	Yoshe Revelle	125	29.34%	125 29.34%
	Cast Votes:	426	94.04%	426 94.04%
	Over Votes:	1	0.22%	1 0.22%
	Under Votes:	26	5.74%	26 5.74%
<b>STATE REPRESENTATIVE DISTRICT #40 POSITION #2, Vote For 1</b>				
DEM	Jeff Morris	339	100.00%	339 100.00%
	Cast Votes:	339	74.83%	339 74.83%
	Over Votes:	0	0.00%	0 0.00%
	Under Votes:	114	25.17%	114 25.17%
<b>SKAGIT COUNTY ASSESSOR, Vote For 1</b>				
REP	Mark Leander	354	100.00%	354 100.00%
	Cast Votes:	354	78.15%	354 78.15%
	Over Votes:	0	0.00%	0 0.00%
	Under Votes:	99	21.85%	99 21.85%
<b>SKAGIT COUNTY AUDITOR, Vote For 1</b>				
DEM	Jeanne Youngquist	222	51.51%	222 51.51%
REP	Norma Hickok-Brummett	209	48.49%	209 48.49%
	Cast Votes:	431	95.14%	431 95.14%
	Over Votes:	1	0.22%	1 0.22%
	Under Votes:	21	4.64%	21 4.64%
<b>SKAGIT COUNTY CLERK, Vote For 1</b>				
DEM	Nancy Scott	339	100.00%	339 100.00%
	Cast Votes:	339	74.83%	339 74.83%
	Over Votes:	0	0.00%	0 0.00%
	Under Votes:	114	25.17%	114 25.17%



200611290246

Skagit County Auditor

Precinct Report — Official

PRIMARY ELECTION — SKAGIT COUNTY WASHINGTON 2006 GENERAL ELECTION — November 07, 2006


Page 535 of 568

11/29/2006 12:46 PM

Total Number of Voters : 41,641 of 59,998 = 69.40%

Precincts Reporting 118 of 118 = 100.00%

Party	Candidate	Early	Election	Total
<b>Precinct 505 (Ballots Cast: 453)</b>				
<b>SKAGIT COUNTY COMMISSIONER DISTRICT 3, Vote For 1</b>				
DEM	Sharon D. Dillon	246	56.16%	0 0.00% 246 56.16%
REP	Ted W. Anderson	192	43.84%	0 0.00% 192 43.84%
	Cast Votes:	438	96.69%	0 0.00% 438 96.69%
	Over Votes:	0	0.00%	0 0.00% 0 0.00%
	Under Votes:	15	3.31%	0 0.00% 15 3.31%
<b>SKAGIT COUNTY CORONER, Vote For 1</b>				
DEM	Daniel Dempsey	338	100.00%	0 0.00% 338 100.00%
	Cast Votes:	338	74.61%	0 0.00% 338 74.61%
	Over Votes:	0	0.00%	0 0.00% 0 0.00%
	Under Votes:	115	25.39%	0 0.00% 115 25.39%
<b>SKAGIT COUNTY PROSECUTING ATTORNEY, Vote For 1</b>				
DEM	Rich Weyrich	238	55.61%	0 0.00% 238 55.61%
REP	Tom Seguine	190	44.39%	0 0.00% 190 44.39%
	Cast Votes:	428	94.48%	0 0.00% 428 94.48%
	Over Votes:	0	0.00%	0 0.00% 0 0.00%
	Under Votes:	25	5.52%	0 0.00% 25 5.52%
<b>SKAGIT COUNTY SHERIFF, Vote For 1</b>				
DEM	Rick Grimstead	248	57.14%	0 0.00% 248 57.14%
REP	Dave Corrian	186	42.86%	0 0.00% 186 42.86%
	Cast Votes:	434	95.81%	0 0.00% 434 95.81%
	Over Votes:	0	0.00%	0 0.00% 0 0.00%
	Under Votes:	19	4.19%	0 0.00% 19 4.19%
<b>SKAGIT COUNTY TREASURER, Vote For 1</b>				
REP	Katie Jungquist	360	100.00%	0 0.00% 360 100.00%
	Cast Votes:	360	79.47%	0 0.00% 360 79.47%
	Over Votes:	0	0.00%	0 0.00% 0 0.00%
	Under Votes:	93	20.53%	0 0.00% 93 20.53%
<b>STATE SUPREME COURT JUSTICE POSITION #2, Vote For 1</b>				
	Susan Owens	246	62.44%	0 0.00% 246 62.44%
	Stephen Johnson	148	37.56%	0 0.00% 148 37.56%
	Cast Votes:	394	86.98%	0 0.00% 394 86.98%
	Over Votes:	0	0.00%	0 0.00% 0 0.00%
	Under Votes:	59	13.02%	0 0.00% 59 13.02%



11/29/2006 Page 551 of 584 2:34PM



Precinct Report — Official

PRIMARY ELECTION — SKAGIT COUNTY WASHINGTON 2006 GENERAL ELECTION — November 07, 2006

Page 536 of 568

11/29/2006 12:46 PM

Total Number of Voters : 41,641 of 59,998 = 69.40%

Precincts Reporting 118 of 118 = 100.00%

Party	Candidate	Early	Election	Total
<b>Precinct 505 (Ballots Cast: 453)</b>				
<b>STATE SUPREME COURT JUSTICE POSITION #8, Vote For 1</b>				
	Gerry L. Alexander	323 100.00%	0 0.00%	323 100.00%
	Cast Votes:	323 71.30%	0 0.00%	323 71.30%
	Over Votes:	0 0.00%	0 0.00%	0 0.00%
	Under Votes:	130 28.70%	0 0.00%	130 28.70%
<b>STATE SUPREME COURT JUSTICE POSITION #9, Vote For 1</b>				
	Tom Chambers	325 100.00%	0 0.00%	325 100.00%
	Cast Votes:	325 71.74%	0 0.00%	325 71.74%
	Over Votes:	0 0.00%	0 0.00%	0 0.00%
	Under Votes:	128 28.26%	0 0.00%	128 28.26%
<b>COURT OF APPEALS DIVISION I DISTRICT #3 POSITION #1, Vote For 1</b>				
	Mary Kay Becker	319 100.00%	0 0.00%	319 100.00%
	Cast Votes:	319 70.42%	0 0.00%	319 70.42%
	Over Votes:	0 0.00%	0 0.00%	0 0.00%
	Under Votes:	134 29.58%	0 0.00%	134 29.58%
<b>DISTRICT COURT JUDGE POSITION 1, Vote For 1</b>				
	Warren M. Gilbert	239 62.57%	0 0.00%	239 62.57%
	Colleen Kenimond	143 37.43%	0 0.00%	143 37.43%
	Cast Votes:	382 84.33%	0 0.00%	382 84.33%
	Over Votes:	0 0.00%	0 0.00%	0 0.00%
	Under Votes:	71 15.67%	0 0.00%	71 15.67%
<b>DISTRICT COURT JUDGE POSITION 2, Vote For 1</b>				
	David A. Svaren	328 100.00%	0 0.00%	328 100.00%
	Cast Votes:	328 72.41%	0 0.00%	328 72.41%
	Over Votes:	0 0.00%	0 0.00%	0 0.00%
	Under Votes:	125 27.59%	0 0.00%	125 27.59%
<b>PUBLIC UTILITY DISTRICT COMMISSIONER NO. 2, Vote For 1</b>				
	Robbie Robertson	194 54.19%	0 0.00%	194 54.19%
	Michael C. Newman	164 45.81%	0 0.00%	164 45.81%
	Cast Votes:	358 79.03%	0 0.00%	358 79.03%
	Over Votes:	0 0.00%	0 0.00%	0 0.00%
	Under Votes:	95 20.97%	0 0.00%	95 20.97%



200611290246

Skagit County Auditor

Precinct Report — Official

PRIMARY ELECTION — SKAGIT COUNTY WASHINGTON 2006 GENERAL ELECTION — November 07, 2006

Page 537 of 568

11/29/2006 12:46 PM

Total Number of Voters : 41,641 of 59,998 = 69.40%

Precincts Reporting 118 of 118 = 100.00%

Party	Candidate	Early	Election	Total
-------	-----------	-------	----------	-------

Precinct 505 (Ballots Cast: 453)

SKAGIT COUNTY BOARD OF COMMISSIONERS PROPOSITION NO. 2 FLUORIDATION ADVISORY MEASURE, Vote For 1

Yes	250	57.60%	0	0.00%	250	57.60%
No	184	42.40%	0	0.00%	184	42.40%
Cast Votes:	434	95.81%	0	0.00%	434	95.81%
Over Votes:	0	0.00%	0	0.00%	0	0.00%
Under Votes:	19	4.19%	0	0.00%	19	4.19%



200611290246  
Skagit County Auditor

Precinct Report — Official

PRIMARY ELECTION — SKAGIT COUNTY WASHINGTON 2006 GENERAL ELECTION — November 07, 2006

Total Number of Voters : 41,641 of 59,998 = 69.40%

Precincts Reporting 118 of 118 = 100.00%

Party	Candidate	Early	Election	Total
<b>Precinct 506 (Ballots Cast: 242)</b>				
<b>INITIATIVE MEASURE NO. 920, Vote For 1</b>				
	Yes	77 33.62%	0 0.00%	77 33.62%
	No	152 66.38%	0 0.00%	152 66.38%
	Cast Votes:	229 94.63%	0 0.00%	229 94.63%
	Over Votes:	0 0.00%	0 0.00%	0 0.00%
	Under Votes:	13 5.37%	0 0.00%	13 5.37%
<b>INITIATIVE MEASURE NO. 933, Vote For 1</b>				
	Yes	75 31.51%	0 0.00%	75 31.51%
	No	163 68.49%	0 0.00%	163 68.49%
	Cast Votes:	238 98.35%	0 0.00%	238 98.35%
	Over Votes:	0 0.00%	0 0.00%	0 0.00%
	Under Votes:	4 1.65%	0 0.00%	4 1.65%
<b>INITIATIVE MEASURE NO. 937, Vote For 1</b>				
	Yes	84 37.17%	0 0.00%	84 37.17%
	No	142 62.83%	0 0.00%	142 62.83%
	Cast Votes:	226 93.39%	0 0.00%	226 93.39%
	Over Votes:	0 0.00%	0 0.00%	0 0.00%
	Under Votes:	16 6.61%	0 0.00%	16 6.61%
<b>HOUSE JOINT RESOLUTION 4223, Vote For 1</b>				
	Approved	156 71.23%	0 0.00%	156 71.23%
	Rejected	63 28.77%	0 0.00%	63 28.77%
	Cast Votes:	219 90.50%	0 0.00%	219 90.50%
	Over Votes:	0 0.00%	0 0.00%	0 0.00%
	Under Votes:	23 9.50%	0 0.00%	23 9.50%
<b>PROPOSITION NO. 1 Emergency Medical Services Levy (Skagit County Medic 1), Vote For 1</b>				
	Yes	137 60.89%	0 0.00%	137 60.89%
	No	88 39.11%	0 0.00%	88 39.11%
	Cast Votes:	225 92.98%	0 0.00%	225 92.98%
	Over Votes:	0 0.00%	0 0.00%	0 0.00%
	Under Votes:	17 7.02%	0 0.00%	17 7.02%
<b>UNITED STATES SENATOR, Vote For 1</b>				
DEM	Maria Cantwell	112 47.26%	0 0.00%	112 47.26%
REP	Mike McGavick	119 50.21%	0 0.00%	119 50.21%
LIB	Bruce Guthrie	2 0.84%	0 0.00%	2 0.84%
IND	Robin Adair	2 0.84%	0 0.00%	2 0.84%
GRE	Aaron Dixon	2 0.84%	0 0.00%	2 0.84%
	Cast Votes:	237 97.93%	0 0.00%	237 97.93%
	Over Votes:	0 0.00%	0 0.00%	0 0.00%
	Under Votes:	5 2.07%	0 0.00%	5 2.07%

11/29/2006 Page 554 of 584 2:34PM

Skagit County Auditor



Precinct Report — Official

PRIMARY ELECTION — SKAGIT COUNTY WASHINGTON 2006 GENERAL ELECTION — November 07, 2006


Page 539 of 568

11/29/2006 12:46 PM

Precincts Reporting 118 of 118 = 100.00%

Total Number of Voters : 41,641 of 59,998 = 69.40%

Party	Candidate	Early	Election	Total		
<b>Precinct 506 (Ballots Cast: 242)</b>						
<b>UNITED STATES REPRESENTATIVE DISTRICT #2, Vote For 1</b>						
DEM	Rick Larsen	143	60.59%	0 0.00%	143	60.59%
REP	Doug Roulstone	93	39.41%	0 0.00%	93	39.41%
	Cast Votes:	236	97.52%	0 0.00%	236	97.52%
	Over Votes:	0	0.00%	0 0.00%	0	0.00%
	Under Votes:	6	2.48%	0 0.00%	6	2.48%
<b>STATE REPRESENTATIVE DISTRICT #40 POSITION #1, Vote For 1</b>						
DEM	Dave Quail	160	70.80%	0 0.00%	160	70.80%
REP	Yoshe Revelle	66	29.20%	0 0.00%	66	29.20%
	Cast Votes:	226	93.39%	0 0.00%	226	93.39%
	Over Votes:	0	0.00%	0 0.00%	0	0.00%
	Under Votes:	16	6.61%	0 0.00%	16	6.61%
<b>STATE REPRESENTATIVE DISTRICT #40 POSITION #2, Vote For 1</b>						
DEM	Jeff Morris	171	100.00%	0 0.00%	171	100.00%
	Cast Votes:	171	70.66%	0 0.00%	171	70.66%
	Over Votes:	0	0.00%	0 0.00%	0	0.00%
	Under Votes:	71	29.34%	0 0.00%	71	29.34%
<b>SKAGIT COUNTY ASSESSOR, Vote For 1</b>						
REP	Mark Leander	192	100.00%	0 0.00%	192	100.00%
	Cast Votes:	192	79.34%	0 0.00%	192	79.34%
	Over Votes:	0	0.00%	0 0.00%	0	0.00%
	Under Votes:	50	20.66%	0 0.00%	50	20.66%
<b>SKAGIT COUNTY AUDITOR, Vote For 1</b>						
DEM	Jeanne Youngquist	111	48.05%	0 0.00%	111	48.05%
REP	Norma Hickok-Brummett	120	51.95%	0 0.00%	120	51.95%
	Cast Votes:	231	95.45%	0 0.00%	231	95.45%
	Over Votes:	0	0.00%	0 0.00%	0	0.00%
	Under Votes:	11	4.55%	0 0.00%	11	4.55%
<b>SKAGIT COUNTY CLERK, Vote For 1</b>						
DEM	Nancy Scott	170	100.00%	0 0.00%	170	100.00%
	Cast Votes:	170	70.25%	0 0.00%	170	70.25%
	Over Votes:	0	0.00%	0 0.00%	0	0.00%
	Under Votes:	72	29.75%	0 0.00%	72	29.75%



200611290246  
Skagit County Auditor

11/29/2006 Page 555 of 584 2:34PM

Precinct Report — Official

PRIMARY ELECTION — SKAGIT COUNTY WASHINGTON 2006 GENERAL ELECTION — November 07, 2006

Page 540 of 568

11/29/2006 12:46 PM

Total Number of Voters : 41,641 of 59,998 = 69.40%

Precincts Reporting 118 of 118 = 100.00%

Party	Candidate	Early	Election	Total	
<b>Precinct 506 (Ballots Cast: 242)</b>					
<b>SKAGIT COUNTY COMMISSIONER DISTRICT 3, Vote For 1</b>					
DEM	Sharon D. Dillon	121	53.30%	0 0.00%	121 53.30%
REP	Ted W. Anderson	106	46.70%	0 0.00%	106 46.70%
	Cast Votes:	227	93.80%	0 0.00%	227 93.80%
	Over Votes:	0	0.00%	0 0.00%	0 0.00%
	Under Votes:	15	6.20%	0 0.00%	15 6.20%
<b>SKAGIT COUNTY CORONER, Vote For 1</b>					
DEM	Daniel Dempsey	170	100.00%	0 0.00%	170 100.00%
	Cast Votes:	170	70.25%	0 0.00%	170 70.25%
	Over Votes:	0	0.00%	0 0.00%	0 0.00%
	Under Votes:	72	29.75%	0 0.00%	72 29.75%
<b>SKAGIT COUNTY PROSECUTING ATTORNEY, Vote For 1</b>					
DEM	Rich Weyrich	120	52.86%	0 0.00%	120 52.86%
REP	Tom Seguire	107	47.14%	0 0.00%	107 47.14%
	Cast Votes:	227	93.80%	0 0.00%	227 93.80%
	Over Votes:	0	0.00%	0 0.00%	0 0.00%
	Under Votes:	15	6.20%	0 0.00%	15 6.20%
<b>SKAGIT COUNTY SHERIFF, Vote For 1</b>					
DEM	Rick Grimstead	129	55.13%	0 0.00%	129 55.13%
REP	Dave Corrion	105	44.87%	0 0.00%	105 44.87%
	Cast Votes:	234	96.69%	0 0.00%	234 96.69%
	Over Votes:	0	0.00%	0 0.00%	0 0.00%
	Under Votes:	8	3.31%	0 0.00%	8 3.31%
<b>SKAGIT COUNTY TREASURER, Vote For 1</b>					
REP	Katie Jungquist	187	100.00%	0 0.00%	187 100.00%
	Cast Votes:	187	77.27%	0 0.00%	187 77.27%
	Over Votes:	0	0.00%	0 0.00%	0 0.00%
	Under Votes:	55	22.73%	0 0.00%	55 22.73%
<b>STATE SUPREME COURT JUSTICE POSITION #2, Vote For 1</b>					
	Susan Owens	125	60.39%	0 0.00%	125 60.39%
	Stephen Johnson	82	39.61%	0 0.00%	82 39.61%
	Cast Votes:	207	85.54%	0 0.00%	207 85.54%
	Over Votes:	0	0.00%	0 0.00%	0 0.00%
	Under Votes:	35	14.46%	0 0.00%	35 14.46%



200611290246

Skagit County Auditor

Precinct Report — Official

PRIMARY ELECTION — SKAGIT COUNTY WASHINGTON 2006 GENERAL ELECTION — November 07, 2006

Page 541 of 568

11/29/2006 12:46 PM


Precincts Reporting 118 of 118 = 100.00%

Total Number of Voters : 41,641 of 59,998 = 69.40%

Party	Candidate	Early	Election	Total
-------	-----------	-------	----------	-------

Precinct 506 (Ballots Cast: 242)

STATE SUPREME COURT JUSTICE POSITION #8, Vote For 1							
Gerry L. Alexander		160	100.00%	0	0.00%	160	100.00%
Cast Votes:		160	66.12%	0	0.00%	160	66.12%
Over Votes:		0	0.00%	0	0.00%	0	0.00%
Under Votes:		82	33.88%	0	0.00%	82	33.88%
STATE SUPREME COURT JUSTICE POSITION #9, Vote For 1							
Tom Chambers		166	100.00%	0	0.00%	166	100.00%
Cast Votes:		166	68.60%	0	0.00%	166	68.60%
Over Votes:		0	0.00%	0	0.00%	0	0.00%
Under Votes:		76	31.40%	0	0.00%	76	31.40%
COURT OF APPEALS DIVISION I DISTRICT #3 POSITION #1, Vote For 1							
Mary Kay Becker		169	100.00%	0	0.00%	169	100.00%
Cast Votes:		169	69.83%	0	0.00%	169	69.83%
Over Votes:		0	0.00%	0	0.00%	0	0.00%
Under Votes:		73	30.17%	0	0.00%	73	30.17%
DISTRICT COURT JUDGE POSITION 1, Vote For 1							
Warren M. Gilbert		130	63.73%	0	0.00%	130	63.73%
Colleen Kenimond		74	36.27%	0	0.00%	74	36.27%
Cast Votes:		204	84.30%	0	0.00%	204	84.30%
Over Votes:		0	0.00%	0	0.00%	0	0.00%
Under Votes:		38	15.70%	0	0.00%	38	15.70%
DISTRICT COURT JUDGE POSITION 2, Vote For 1							
David A. Svaren		166	100.00%	0	0.00%	166	100.00%
Cast Votes:		166	68.60%	0	0.00%	166	68.60%
Over Votes:		0	0.00%	0	0.00%	0	0.00%
Under Votes:		76	31.40%	0	0.00%	76	31.40%
PUBLIC UTILITY DISTRICT COMMISSIONER NO. 2, Vote For 1							
Robbie Robertson		110	62.15%	0	0.00%	110	62.15%
Michael C. Newman		67	37.85%	0	0.00%	67	37.85%
Cast Votes:		177	73.14%	0	0.00%	177	73.14%
Over Votes:		0	0.00%	0	0.00%	0	0.00%
Under Votes:		65	26.86%	0	0.00%	65	26.86%



200611290246  
Skagit County Auditor

11/29/2006 Page 557 of 584 2:34PM

Precinct Report — Official

PRIMARY ELECTION — SKAGIT COUNTY WASHINGTON 2006 GENERAL ELECTION — November 07, 2006

Total Number of Voters : 41,641 of 59,998 = 69.40%

Precincts Reporting 118 of 118 = 100.00%

Party	Candidate	Early	Election	Total
-------	-----------	-------	----------	-------

Precinct 506 (Ballots Cast: 242)

SKAGIT COUNTY BOARD OF COMMISSIONERS PROPOSITION NO. 2 FLUORIDATION ADVISORY MEASURE, Vote For 1

Yes	142	62.28%	0	0.00%	142	62.28%
No	86	37.72%	0	0.00%	86	37.72%
Cast Votes:	228	94.21%	0	0.00%	228	94.21%
Over Votes:	0	0.00%	0	0.00%	0	0.00%
Under Votes:	14	5.79%	0	0.00%	14	5.79%

11/29/2006 Page 558 of 584 2:34PM  
 Skagit County Auditor  
 200611290246

Precinct Report — Official

PRIMARY ELECTION — SKAGIT COUNTY WASHINGTON 2006 GENERAL ELECTION — November 07, 2006

Page 543 of 568

11/29/2006 12:46 PM

Precincts Reporting 118 of 118 = 100.00%

Total Number of Voters : 41,641 of 59,998 = 69.40%

Party	Candidate	Early	Election	Total
<b>Precinct 507 (Ballots Cast: 250)</b>				
<b>INITIATIVE MEASURE NO. 920, Vote For 1</b>				
	Yes	91 37.60%	0 0.00%	91 37.60%
	No	151 62.40%	0 0.00%	151 62.40%
	Cast Votes:	242 96.80%	0 0.00%	242 96.80%
	Over Votes:	0 0.00%	0 0.00%	0 0.00%
	Under Votes:	8 3.20%	0 0.00%	8 3.20%
<b>INITIATIVE MEASURE NO. 933, Vote For 1</b>				
	Yes	90 37.50%	0 0.00%	90 37.50%
	No	150 62.50%	0 0.00%	150 62.50%
	Cast Votes:	240 96.00%	0 0.00%	240 96.00%
	Over Votes:	0 0.00%	0 0.00%	0 0.00%
	Under Votes:	10 4.00%	0 0.00%	10 4.00%
<b>INITIATIVE MEASURE NO. 937, Vote For 1</b>				
	Yes	76 32.76%	0 0.00%	76 32.76%
	No	156 67.24%	0 0.00%	156 67.24%
	Cast Votes:	232 92.80%	0 0.00%	232 92.80%
	Over Votes:	0 0.00%	0 0.00%	0 0.00%
	Under Votes:	18 7.20%	0 0.00%	18 7.20%
<b>HOUSE JOINT RESOLUTION 4223, Vote For 1</b>				
	Approved	179 76.50%	0 0.00%	179 76.50%
	Rejected	55 23.50%	0 0.00%	55 23.50%
	Cast Votes:	234 93.60%	0 0.00%	234 93.60%
	Over Votes:	0 0.00%	0 0.00%	0 0.00%
	Under Votes:	16 6.40%	0 0.00%	16 6.40%
<b>PROPOSITION NO. 1 Emergency Medical Services Levy (Skagit County Medic 1), Vote For 1</b>				
	Yes	159 68.53%	0 0.00%	159 68.53%
	No	73 31.47%	0 0.00%	73 31.47%
	Cast Votes:	232 92.80%	0 0.00%	232 92.80%
	Over Votes:	0 0.00%	0 0.00%	0 0.00%
	Under Votes:	18 7.20%	0 0.00%	18 7.20%
<b>UNITED STATES SENATOR, Vote For 1</b>				
DEM	Maria Cantwell	117 47.18%	0 0.00%	117 47.18%
REP	Mike McGavick	124 50.00%	0 0.00%	124 50.00%
LIB	Bruce Guthrie	5 2.02%	0 0.00%	5 2.02%
IND	Robin Adair	2 0.81%	0 0.00%	2 0.81%
GRE	Aaron Dixon	0 0.00%	0 0.00%	0 0.00%
	Cast Votes:	248 99.20%	0 0.00%	248 99.20%
	Over Votes:	0 0.00%	0 0.00%	0 0.00%
	Under Votes:	2 0.80%	0 0.00%	2 0.80%



200611290246  
Skagit County Auditor

11/29/2006 Page 559 of 584 2:34PM



Precinct Report — Official

PRIMARY ELECTION — SKAGIT COUNTY WASHINGTON 2006 GENERAL ELECTION — November 07, 2006

Page 544 of 568

11/29/2006 12:46 PM

Total Number of Voters : 41,641 of 59,998 = 69.40%

Precincts Reporting 118 of 118 = 100.00%

Party	Candidate	Early	Election	Total
<b>Precinct 507 (Ballots Cast: 250)</b>				
<b>UNITED STATES REPRESENTATIVE DISTRICT #2, Vote For 1</b>				
DEM	Rick Larsen	153 62.20%	0 0.00%	153 62.20%
REP	Doug Roulstone	93 37.80%	0 0.00%	93 37.80%
	Cast Votes:	246 98.40%	0 0.00%	246 98.40%
	Over Votes:	0 0.00%	0 0.00%	0 0.00%
	Under Votes:	4 1.60%	0 0.00%	4 1.60%
<b>STATE REPRESENTATIVE DISTRICT #10 POSITION #1, Vote For 1</b>				
REP	Chris Strow	182 100.00%	0 0.00%	182 100.00%
	Cast Votes:	182 72.80%	0 0.00%	182 72.80%
	Over Votes:	0 0.00%	0 0.00%	0 0.00%
	Under Votes:	68 27.20%	0 0.00%	68 27.20%
<b>STATE REPRESENTATIVE DISTRICT #10 POSITION #2, Vote For 1</b>				
DEM	Tim Knue	109 45.23%	0 0.00%	109 45.23%
REP	Barbara Bailey	132 54.77%	0 0.00%	132 54.77%
	Cast Votes:	241 96.40%	0 0.00%	241 96.40%
	Over Votes:	0 0.00%	0 0.00%	0 0.00%
	Under Votes:	9 3.60%	0 0.00%	9 3.60%
<b>SKAGIT COUNTY ASSESSOR, Vote For 1</b>				
REP	Mark Leander	180 100.00%	0 0.00%	180 100.00%
	Cast Votes:	180 72.00%	0 0.00%	180 72.00%
	Over Votes:	0 0.00%	0 0.00%	0 0.00%
	Under Votes:	70 28.00%	0 0.00%	70 28.00%
<b>SKAGIT COUNTY AUDITOR, Vote For 1</b>				
DEM	Jeanne Youngquist	117 50.00%	0 0.00%	117 50.00%
REP	Norma Hickok-Brummett	117 50.00%	0 0.00%	117 50.00%
	Cast Votes:	234 93.60%	0 0.00%	234 93.60%
	Over Votes:	0 0.00%	0 0.00%	0 0.00%
	Under Votes:	16 6.40%	0 0.00%	16 6.40%
<b>SKAGIT COUNTY CLERK, Vote For 1</b>				
DEM	Nancy Scott	167 100.00%	0 0.00%	167 100.00%
	Cast Votes:	167 66.80%	0 0.00%	167 66.80%
	Over Votes:	0 0.00%	0 0.00%	0 0.00%
	Under Votes:	83 33.20%	0 0.00%	83 33.20%



200611290246  
Skagit County Auditor

Precinct Report — Official

PRIMARY ELECTION — SKAGIT COUNTY WASHINGTON 2006 GENERAL ELECTION — November 07, 2006

Page 545 of 568

11/29/2006 12:46 PM

Total Number of Voters : 41,641 of 59,998 = 69.40%

Precincts Reporting 118 of 118 = 100.00%

Party	Candidate	Early		Election		Total	
<b>Precinct 507 (Ballots Cast: 250)</b>							
<b>SKAGIT COUNTY COMMISSIONER DISTRICT 3, Vote For 1</b>							
DEM	Sharon D. Dillon	136	56.67%	0	0.00%	136	56.67%
REP	Ted W. Anderson	104	43.33%	0	0.00%	104	43.33%
	Cast Votes:	240	96.00%	0	0.00%	240	96.00%
	Over Votes:	0	0.00%	0	0.00%	0	0.00%
	Under Votes:	10	4.00%	0	0.00%	10	4.00%
<b>SKAGIT COUNTY CORONER, Vote For 1</b>							
DEM	Daniel Dempsey	164	100.00%	0	0.00%	164	100.00%
	Cast Votes:	164	65.60%	0	0.00%	164	65.60%
	Over Votes:	0	0.00%	0	0.00%	0	0.00%
	Under Votes:	86	34.40%	0	0.00%	86	34.40%
<b>SKAGIT COUNTY PROSECUTING ATTORNEY, Vote For 1</b>							
DEM	Rich Weyrich	121	51.49%	0	0.00%	121	51.49%
REP	Tom Seguire	114	48.51%	0	0.00%	114	48.51%
	Cast Votes:	235	94.00%	0	0.00%	235	94.00%
	Over Votes:	0	0.00%	0	0.00%	0	0.00%
	Under Votes:	15	6.00%	0	0.00%	15	6.00%
<b>SKAGIT COUNTY SHERIFF, Vote For 1</b>							
DEM	Rick Grimstead	126	52.72%	0	0.00%	126	52.72%
REP	Dave Corrion	113	47.28%	0	0.00%	113	47.28%
	Cast Votes:	239	95.60%	0	0.00%	239	95.60%
	Over Votes:	0	0.00%	0	0.00%	0	0.00%
	Under Votes:	11	4.40%	0	0.00%	11	4.40%
<b>SKAGIT COUNTY TREASURER, Vote For 1</b>							
REP	Katie Jungquist	183	100.00%	0	0.00%	183	100.00%
	Cast Votes:	183	73.20%	0	0.00%	183	73.20%
	Over Votes:	0	0.00%	0	0.00%	0	0.00%
	Under Votes:	67	26.80%	0	0.00%	67	26.80%
<b>STATE SUPREME COURT JUSTICE POSITION #2, Vote For 1</b>							
	Susan Owens	104	48.60%	0	0.00%	104	48.60%
	Stephen Johnson	110	51.40%	0	0.00%	110	51.40%
	Cast Votes:	214	85.60%	0	0.00%	214	85.60%
	Over Votes:	0	0.00%	0	0.00%	0	0.00%
	Under Votes:	36	14.40%	0	0.00%	36	14.40%



200611290246  
 Skagit County Auditor  
 11/29/2006 Page 561 of 584 2:34PM

**Precinct Report — Official**

**PRIMARY ELECTION — SKAGIT COUNTY WASHINGTON 2006 GENERAL ELECTION — November 07, 2006**

Page 546 of 568

11/29/2006 12:46 PM

Total Number of Voters : 41,641 of 59,998 = 69.40%

Precincts Reporting 118 of 118 = 100.00%

Party	Candidate	Early	Election	Total	
<b>Precinct 507 (Ballots Cast: 250)</b>					
<b>STATE SUPREME COURT JUSTICE POSITION #8, Vote For 1</b>					
	Gerry L. Alexander	154	100.00%	0 0.00%	154 100.00%
	Cast Votes:	154	61.60%	0 0.00%	154 61.60%
	Over Votes:	0	0.00%	0 0.00%	0 0.00%
	Under Votes:	96	38.40%	0 0.00%	96 38.40%
<b>STATE SUPREME COURT JUSTICE POSITION #9, Vote For 1</b>					
	Tom Chambers	160	100.00%	0 0.00%	160 100.00%
	Cast Votes:	160	64.00%	0 0.00%	160 64.00%
	Over Votes:	0	0.00%	0 0.00%	0 0.00%
	Under Votes:	90	36.00%	0 0.00%	90 36.00%
<b>COURT OF APPEALS DIVISION I DISTRICT #3 POSITION #1, Vote For 1</b>					
	Mary Kay Becker	153	100.00%	0 0.00%	153 100.00%
	Cast Votes:	153	61.20%	0 0.00%	153 61.20%
	Over Votes:	0	0.00%	0 0.00%	0 0.00%
	Under Votes:	97	38.80%	0 0.00%	97 38.80%
<b>DISTRICT COURT JUDGE POSITION 1, Vote For 1</b>					
	Warren M. Gilbert	131	61.50%	0 0.00%	131 61.50%
	Colleen Kenimond	82	38.50%	0 0.00%	82 38.50%
	Cast Votes:	213	85.20%	0 0.00%	213 85.20%
	Over Votes:	0	0.00%	0 0.00%	0 0.00%
	Under Votes:	37	14.80%	0 0.00%	37 14.80%
<b>DISTRICT COURT JUDGE POSITION 2, Vote For 1</b>					
	David A. Svaren	158	100.00%	0 0.00%	158 100.00%
	Cast Votes:	158	63.20%	0 0.00%	158 63.20%
	Over Votes:	0	0.00%	0 0.00%	0 0.00%
	Under Votes:	92	36.80%	0 0.00%	92 36.80%
<b>PUBLIC UTILITY DISTRICT COMMISSIONER NO. 2, Vote For 1</b>					
	Robbie Robertson	104	53.33%	0 0.00%	104 53.33%
	Michael C. Newman	91	46.67%	0 0.00%	91 46.67%
	Cast Votes:	195	78.00%	0 0.00%	195 78.00%
	Over Votes:	0	0.00%	0 0.00%	0 0.00%
	Under Votes:	55	22.00%	0 0.00%	55 22.00%



200611290246

Skagit County Auditor

Precinct Report — Official

PRIMARY ELECTION — SKAGIT COUNTY WASHINGTON 2006 GENERAL ELECTION — November 07, 2006

Page 547 of 568

11/29/2006 12:46 PM

Total Number of Voters : 41,641 of 59,998 = 69.40%

Precincts Reporting 118 of 118 = 100.00%

Party	Candidate	Early	Election	Total
-------	-----------	-------	----------	-------

Precinct 507 (Ballots Cast: 250)

SKAGIT COUNTY BOARD OF COMMISSIONERS PROPOSITION NO. 2 FLUORIDATION ADVISORY MEASURE, Vote For 1

Yes	133	54.51%	0	0.00%	133	54.51%
No	111	45.49%	0	0.00%	111	45.49%
Cast Votes:	244	97.60%	0	0.00%	244	97.60%
Over Votes:	0	0.00%	0	0.00%	0	0.00%
Under Votes:	6	2.40%	0	0.00%	6	2.40%



200611290246  
Skagit County Auditor

11/29/2006 Page 563 of 584 2:34PM

Precinct Report — Official

PRIMARY ELECTION — SKAGIT COUNTY WASHINGTON 2006 GENERAL ELECTION — November 07, 2006

Total Number of Voters : 41,641 of 59,998 = 69.40%

Precincts Reporting 118 of 118 = 100.00%

Party	Candidate	Early	Election	Total
<b>Precinct 508 (Ballots Cast: 0)</b>				
<b>INITIATIVE MEASURE NO. 920, Vote For 1</b>				
	Yes	0	0.00%	0 0.00%
	No	0	0.00%	0 0.00%
	Cast Votes:	0	0.00%	0 0.00%
	Over Votes:	0	0.00%	0 0.00%
	Under Votes:	0	0.00%	0 0.00%
<b>INITIATIVE MEASURE NO. 933, Vote For 1</b>				
	Yes	0	0.00%	0 0.00%
	No	0	0.00%	0 0.00%
	Cast Votes:	0	0.00%	0 0.00%
	Over Votes:	0	0.00%	0 0.00%
	Under Votes:	0	0.00%	0 0.00%
<b>INITIATIVE MEASURE NO. 937, Vote For 1</b>				
	Yes	0	0.00%	0 0.00%
	No	0	0.00%	0 0.00%
	Cast Votes:	0	0.00%	0 0.00%
	Over Votes:	0	0.00%	0 0.00%
	Under Votes:	0	0.00%	0 0.00%
<b>HOUSE JOINT RESOLUTION 4223, Vote For 1</b>				
	Approved	0	0.00%	0 0.00%
	Rejected	0	0.00%	0 0.00%
	Cast Votes:	0	0.00%	0 0.00%
	Over Votes:	0	0.00%	0 0.00%
	Under Votes:	0	0.00%	0 0.00%
<b>PROPOSITION NO. 1 Emergency Medical Services Levy (Skagit County Medic 1), Vote For 1</b>				
	Yes	0	0.00%	0 0.00%
	No	0	0.00%	0 0.00%
	Cast Votes:	0	0.00%	0 0.00%
	Over Votes:	0	0.00%	0 0.00%
	Under Votes:	0	0.00%	0 0.00%
<b>UNITED STATES SENATOR, Vote For 1</b>				
DEM	Maria Cantwell	0	0.00%	0 0.00%
REP	Mike McGavick	0	0.00%	0 0.00%
LIB	Bruce Guthrie	0	0.00%	0 0.00%
IND	Robin Adair	0	0.00%	0 0.00%
GRE	Aaron Dixon	0	0.00%	0 0.00%
	Cast Votes:	0	0.00%	0 0.00%
	Over Votes:	0	0.00%	0 0.00%
	Under Votes:	0	0.00%	0 0.00%

11/29/2006 Page 564 of 584 2:34PM



Precinct Report — Official

PRIMARY ELECTION — SKAGIT COUNTY WASHINGTON 2006 GENERAL ELECTION — November 07, 2006


Page 549 of 568

11/29/2006 12:46 PM

Total Number of Voters : 41,641 of 59,998 = 69.40%

Precincts Reporting 118 of 118 = 100.00%

Party	Candidate	Early	Election	Total
<b>Precinct 508 (Ballots Cast: 0)</b>				
<b>UNITED STATES REPRESENTATIVE DISTRICT #2, Vote For 1</b>				
DEM	Rick Larsen	0	0.00%	0 0.00%
REP	Doug Roulstone	0	0.00%	0 0.00%
	Cast Votes:	0	0.00%	0 0.00%
	Over Votes:	0	0.00%	0 0.00%
	Under Votes:	0	0.00%	0 0.00%
<b>STATE REPRESENTATIVE DISTRICT #10 POSITION #1, Vote For 1</b>				
REP	Chris Strow	0	0.00%	0 0.00%
	Cast Votes:	0	0.00%	0 0.00%
	Over Votes:	0	0.00%	0 0.00%
	Under Votes:	0	0.00%	0 0.00%
<b>STATE REPRESENTATIVE DISTRICT #10 POSITION #2, Vote For 1</b>				
DEM	Tim Knue	0	0.00%	0 0.00%
REP	Barbara Bailey	0	0.00%	0 0.00%
	Cast Votes:	0	0.00%	0 0.00%
	Over Votes:	0	0.00%	0 0.00%
	Under Votes:	0	0.00%	0 0.00%
<b>SKAGIT COUNTY ASSESSOR, Vote For 1</b>				
REP	Mark Leander	0	0.00%	0 0.00%
	Cast Votes:	0	0.00%	0 0.00%
	Over Votes:	0	0.00%	0 0.00%
	Under Votes:	0	0.00%	0 0.00%
<b>SKAGIT COUNTY AUDITOR, Vote For 1</b>				
DEM	Jeanne Youngquist	0	0.00%	0 0.00%
REP	Norma Hickok-Brummett	0	0.00%	0 0.00%
	Cast Votes:	0	0.00%	0 0.00%
	Over Votes:	0	0.00%	0 0.00%
	Under Votes:	0	0.00%	0 0.00%
<b>SKAGIT COUNTY CLERK, Vote For 1</b>				
DEM	Nancy Scott	0	0.00%	0 0.00%
	Cast Votes:	0	0.00%	0 0.00%
	Over Votes:	0	0.00%	0 0.00%
	Under Votes:	0	0.00%	0 0.00%


  
 200611290246
   
 Skagit County Auditor
   
 11/29/2006 Page 585 of 584 2:34PM

**Precinct Report — Official**

**PRIMARY ELECTION — SKAGIT COUNTY WASHINGTON 2006 GENERAL ELECTION — November 07, 2006**

Page 550 of 568

11/29/2006 12:46 PM

Total Number of Voters : 41,641 of 59,998 = 69.40%

Precincts Reporting 118 of 118 = 100.00%

Party	Candidate	Early	Election	Total
<b>Precinct 508 (Ballots Cast: 0)</b>				
<b>SKAGIT COUNTY COMMISSIONER DISTRICT 3, Vote For 1</b>				
DEM	Sharon D. Dillon	0	0.00%	0 0.00%
REP	Ted W. Anderson	0	0.00%	0 0.00%
	Cast Votes:	0	0.00%	0 0.00%
	Over Votes:	0	0.00%	0 0.00%
	Under Votes:	0	0.00%	0 0.00%
<b>SKAGIT COUNTY CORONER, Vote For 1</b>				
DEM	Daniel Dempsey	0	0.00%	0 0.00%
	Cast Votes:	0	0.00%	0 0.00%
	Over Votes:	0	0.00%	0 0.00%
	Under Votes:	0	0.00%	0 0.00%
<b>SKAGIT COUNTY PROSECUTING ATTORNEY, Vote For 1</b>				
DEM	Rich Weyrich	0	0.00%	0 0.00%
REP	Tom Seguire	0	0.00%	0 0.00%
	Cast Votes:	0	0.00%	0 0.00%
	Over Votes:	0	0.00%	0 0.00%
	Under Votes:	0	0.00%	0 0.00%
<b>SKAGIT COUNTY SHERIFF, Vote For 1</b>				
DEM	Rick Grimstead	0	0.00%	0 0.00%
REP	Dave Corrion	0	0.00%	0 0.00%
	Cast Votes:	0	0.00%	0 0.00%
	Over Votes:	0	0.00%	0 0.00%
	Under Votes:	0	0.00%	0 0.00%
<b>SKAGIT COUNTY TREASURER, Vote For 1</b>				
REP	Katie Jungquist	0	0.00%	0 0.00%
	Cast Votes:	0	0.00%	0 0.00%
	Over Votes:	0	0.00%	0 0.00%
	Under Votes:	0	0.00%	0 0.00%
<b>STATE SUPREME COURT JUSTICE POSITION #2, Vote For 1</b>				
	Susan Owens	0	0.00%	0 0.00%
	Stephen Johnson	0	0.00%	0 0.00%
	Cast Votes:	0	0.00%	0 0.00%
	Over Votes:	0	0.00%	0 0.00%
	Under Votes:	0	0.00%	0 0.00%



200611290246

Skagit County Auditor

Precinct Report — Official

PRIMARY ELECTION — SKAGIT COUNTY WASHINGTON 2006 GENERAL ELECTION — November 07, 2006

Page 551 of 568

11/29/2006 12:46 PM


Precincts Reporting 118 of 118 = 100.00%

Total Number of Voters : 41,641 of 59,998 = 69.40%

Party	Candidate	Early	Election	Total
-------	-----------	-------	----------	-------

Precinct 508 (Ballots Cast: 0)

STATE SUPREME COURT JUSTICE POSITION #8, Vote For 1		0	0.00%	0	0.00%	0	0.00%
Gerry L. Alexander		0	0.00%	0	0.00%	0	0.00%
Cast Votes:		0	0.00%	0	0.00%	0	0.00%
Over Votes:		0	0.00%	0	0.00%	0	0.00%
Under Votes:		0	0.00%	0	0.00%	0	0.00%
STATE SUPREME COURT JUSTICE POSITION #9, Vote For 1		0	0.00%	0	0.00%	0	0.00%
Tom Chambers		0	0.00%	0	0.00%	0	0.00%
Cast Votes:		0	0.00%	0	0.00%	0	0.00%
Over Votes:		0	0.00%	0	0.00%	0	0.00%
Under Votes:		0	0.00%	0	0.00%	0	0.00%
COURT OF APPEALS DIVISION I DISTRICT #3 POSITION #1, Vote For 1		0	0.00%	0	0.00%	0	0.00%
Mary Kay Becker		0	0.00%	0	0.00%	0	0.00%
Cast Votes:		0	0.00%	0	0.00%	0	0.00%
Over Votes:		0	0.00%	0	0.00%	0	0.00%
Under Votes:		0	0.00%	0	0.00%	0	0.00%
DISTRICT COURT JUDGE POSITION 1, Vote For 1		0	0.00%	0	0.00%	0	0.00%
Warren M. Gilbert		0	0.00%	0	0.00%	0	0.00%
Colleen Kenimond		0	0.00%	0	0.00%	0	0.00%
Cast Votes:		0	0.00%	0	0.00%	0	0.00%
Over Votes:		0	0.00%	0	0.00%	0	0.00%
Under Votes:		0	0.00%	0	0.00%	0	0.00%
DISTRICT COURT JUDGE POSITION 2, Vote For 1		0	0.00%	0	0.00%	0	0.00%
David A. Svaren		0	0.00%	0	0.00%	0	0.00%
Cast Votes:		0	0.00%	0	0.00%	0	0.00%
Over Votes:		0	0.00%	0	0.00%	0	0.00%
Under Votes:		0	0.00%	0	0.00%	0	0.00%
PUBLIC UTILITY DISTRICT COMMISSIONER NO. 2, Vote For 1		0	0.00%	0	0.00%	0	0.00%
Robbie Robertson		0	0.00%	0	0.00%	0	0.00%
Michael C. Newman		0	0.00%	0	0.00%	0	0.00%
Cast Votes:		0	0.00%	0	0.00%	0	0.00%
Over Votes:		0	0.00%	0	0.00%	0	0.00%
Under Votes:		0	0.00%	0	0.00%	0	0.00%



200611290246  
Skagit County Auditor

11/29/2006 Page 567 of 584 2:34PM



Precinct Report — Official

PRIMARY ELECTION — SKAGIT COUNTY WASHINGTON 2006 GENERAL ELECTION — November 07, 2006

Page 552 of 568

11/29/2006 12:46 PM

Total Number of Voters : 41,641 of 59,998 = 69.40%

Precincts Reporting 118 of 118 = 100.00%

Party	Candidate	Early	Election	Total
-------	-----------	-------	----------	-------

Precinct 508 (Ballots Cast: 0)

SKAGIT COUNTY BOARD OF COMMISSIONERS PROPOSITION NO. 2 FLUORIDATION ADVISORY MEASURE, Vote For 1

Yes	0	0.00%	0	0.00%	0	0.00%
No	0	0.00%	0	0.00%	0	0.00%
Cast Votes:	0	0.00%	0	0.00%	0	0.00%
Over Votes:	0	0.00%	0	0.00%	0	0.00%
Under Votes:	0	0.00%	0	0.00%	0	0.00%



200611290246

Skagit County Auditor

Precinct Report — Official

PRIMARY ELECTION — SKAGIT COUNTY WASHINGTON 2006 GENERAL ELECTION — November 07, 2006

Page 553 of 568

11/29/2006 12:46 PM

Total Number of Voters : 41,641 of 59,998 = 69.40%

Precincts Reporting 118 of 118 = 100.00%

Party	Candidate	Early	Election	Total
<b>Precinct 601 (Ballots Cast: 200)</b>				
<b>INITIATIVE MEASURE NO. 920, Vote For 1</b>				
	Yes	57 29.84%	0 0.00%	57 29.84%
	No	134 70.16%	0 0.00%	134 70.16%
	Cast Votes:	191 95.50%	0 0.00%	191 95.50%
	Over Votes:	0 0.00%	0 0.00%	0 0.00%
	Under Votes:	9 4.50%	0 0.00%	9 4.50%
<b>INITIATIVE MEASURE NO. 933, Vote For 1</b>				
	Yes	64 32.82%	0 0.00%	64 32.82%
	No	131 67.18%	0 0.00%	131 67.18%
	Cast Votes:	195 97.50%	0 0.00%	195 97.50%
	Over Votes:	0 0.00%	0 0.00%	0 0.00%
	Under Votes:	5 2.50%	0 0.00%	5 2.50%
<b>INITIATIVE MEASURE NO. 937, Vote For 1</b>				
	Yes	72 38.30%	0 0.00%	72 38.30%
	No	116 61.70%	0 0.00%	116 61.70%
	Cast Votes:	188 94.00%	0 0.00%	188 94.00%
	Over Votes:	0 0.00%	0 0.00%	0 0.00%
	Under Votes:	12 6.00%	0 0.00%	12 6.00%
<b>HOUSE JOINT RESOLUTION 4223, Vote For 1</b>				
	Approved	143 76.06%	0 0.00%	143 76.06%
	Rejected	45 23.94%	0 0.00%	45 23.94%
	Cast Votes:	188 94.00%	0 0.00%	188 94.00%
	Over Votes:	0 0.00%	0 0.00%	0 0.00%
	Under Votes:	12 6.00%	0 0.00%	12 6.00%
<b>PROPOSITION NO. 1 Emergency Medical Services Levy (Skagit County Medic 1), Vote For 1</b>				
	Yes	129 68.62%	0 0.00%	129 68.62%
	No	59 31.38%	0 0.00%	59 31.38%
	Cast Votes:	188 94.00%	0 0.00%	188 94.00%
	Over Votes:	0 0.00%	0 0.00%	0 0.00%
	Under Votes:	12 6.00%	0 0.00%	12 6.00%
<b>UNITED STATES SENATOR, Vote For 1</b>				
DEM	Maria Cantwell	108 54.82%	0 0.00%	108 54.82%
REP	Mike McGavick	75 38.07%	0 0.00%	75 38.07%
LIB	Bruce Guthrie	10 5.08%	0 0.00%	10 5.08%
IND	Robin Adair	3 1.52%	0 0.00%	3 1.52%
GRE	Aaron Dixon	1 0.51%	0 0.00%	1 0.51%
	Cast Votes:	197 98.50%	0 0.00%	197 98.50%
	Over Votes:	0 0.00%	0 0.00%	0 0.00%
	Under Votes:	3 1.50%	0 0.00%	3 1.50%



200611290246  
Skagit County Auditor

11/29/2006 Page 569 of 584 2:34PM

Precinct Report — Official

PRIMARY ELECTION — SKAGIT COUNTY WASHINGTON 2006 GENERAL ELECTION — November 07, 2006

Page 554 of 568

11/29/2006 12:46 PM

Total Number of Voters : 41,641 of 59,998 = 69.40%

Precincts Reporting 118 of 118 = 100.00%

Party	Candidate	Early	Election	Total
<b>Precinct 601 (Ballots Cast: 200)</b>				
<b>UNITED STATES REPRESENTATIVE DISTRICT #2, Vote For 1</b>				
DEM	Rick Larsen	127 65.13%	0 0.00%	127 65.13%
REP	Doug Roulstone	68 34.87%	0 0.00%	68 34.87%
	Cast Votes:	195 97.50%	0 0.00%	195 97.50%
	Over Votes:	0 0.00%	0 0.00%	0 0.00%
	Under Votes:	5 2.50%	0 0.00%	5 2.50%
<b>STATE REPRESENTATIVE DISTRICT #39 POSITION #1, Vote For 1</b>				
DEM	Scott Olson	93 48.44%	0 0.00%	93 48.44%
REP	Dan Kristiansen	99 51.56%	0 0.00%	99 51.56%
	Cast Votes:	192 96.00%	0 0.00%	192 96.00%
	Over Votes:	0 0.00%	0 0.00%	0 0.00%
	Under Votes:	8 4.00%	0 0.00%	8 4.00%
<b>STATE REPRESENTATIVE DISTRICT #39 POSITION #2, Vote For 1</b>				
REP	Kirk Pearson	143 100.00%	0 0.00%	143 100.00%
	Cast Votes:	143 71.50%	0 0.00%	143 71.50%
	Over Votes:	0 0.00%	0 0.00%	0 0.00%
	Under Votes:	57 28.50%	0 0.00%	57 28.50%
<b>SKAGIT COUNTY ASSESSOR, Vote For 1</b>				
REP	Mark Leander	133 100.00%	0 0.00%	133 100.00%
	Cast Votes:	133 66.50%	0 0.00%	133 66.50%
	Over Votes:	0 0.00%	0 0.00%	0 0.00%
	Under Votes:	67 33.50%	0 0.00%	67 33.50%
<b>SKAGIT COUNTY AUDITOR, Vote For 1</b>				
DEM	Jeanne Youngquist	104 56.83%	0 0.00%	104 56.83%
REP	Norma Hickok-Brummett	79 43.17%	0 0.00%	79 43.17%
	Cast Votes:	183 91.50%	0 0.00%	183 91.50%
	Over Votes:	0 0.00%	0 0.00%	0 0.00%
	Under Votes:	17 8.50%	0 0.00%	17 8.50%
<b>SKAGIT COUNTY CLERK, Vote For 1</b>				
DEM	Nancy Scott	148 100.00%	0 0.00%	148 100.00%
	Cast Votes:	148 74.00%	0 0.00%	148 74.00%
	Over Votes:	0 0.00%	0 0.00%	0 0.00%
	Under Votes:	52 26.00%	0 0.00%	52 26.00%



200611290246  
Skagit County Auditor

Precinct Report — Official

PRIMARY ELECTION — SKAGIT COUNTY WASHINGTON 2006 GENERAL ELECTION — November 07, 2006

Page 555 of 568

11/29/2006 12:46 PM

Total Number of Voters : 41,641 of 59,998 = 69.40%

Precincts Reporting 118 of 118 = 100.00%

Party	Candidate	Early	Election	Total	
<b>Precinct 601 (Ballots Cast: 200)</b>					
<b>SKAGIT COUNTY COMMISSIONER DISTRICT 3, Vote For 1</b>					
DEM	Sharon D. Dillon	97	50.00%	0 0.00%	97 50.00%
REP	Ted W. Anderson	97	50.00%	0 0.00%	97 50.00%
	Cast Votes:	194	97.00%	0 0.00%	194 97.00%
	Over Votes:	0	0.00%	0 0.00%	0 0.00%
	Under Votes:	6	3.00%	0 0.00%	6 3.00%
<b>SKAGIT COUNTY CORONER, Vote For 1</b>					
DEM	Daniel Dempsey	142	100.00%	0 0.00%	142 100.00%
	Cast Votes:	142	71.00%	0 0.00%	142 71.00%
	Over Votes:	0	0.00%	0 0.00%	0 0.00%
	Under Votes:	58	29.00%	0 0.00%	58 29.00%
<b>SKAGIT COUNTY PROSECUTING ATTORNEY, Vote For 1</b>					
DEM	Rich Weyrich	111	57.81%	0 0.00%	111 57.81%
REP	Tom Seguire	81	42.19%	0 0.00%	81 42.19%
	Cast Votes:	192	96.00%	0 0.00%	192 96.00%
	Over Votes:	0	0.00%	0 0.00%	0 0.00%
	Under Votes:	8	4.00%	0 0.00%	8 4.00%
<b>SKAGIT COUNTY SHERIFF, Vote For 1</b>					
DEM	Rick Grimstead	97	50.26%	0 0.00%	97 50.26%
REP	Dave Corrion	96	49.74%	0 0.00%	96 49.74%
	Cast Votes:	193	96.50%	0 0.00%	193 96.50%
	Over Votes:	0	0.00%	0 0.00%	0 0.00%
	Under Votes:	7	3.50%	0 0.00%	7 3.50%
<b>SKAGIT COUNTY TREASURER, Vote For 1</b>					
REP	Katie Jungquist	136	100.00%	0 0.00%	136 100.00%
	Cast Votes:	136	68.00%	0 0.00%	136 68.00%
	Over Votes:	0	0.00%	0 0.00%	0 0.00%
	Under Votes:	64	32.00%	0 0.00%	64 32.00%
<b>STATE SUPREME COURT JUSTICE POSITION #2, Vote For 1</b>					
	Susan Owens	93	58.49%	0 0.00%	93 58.49%
	Stephen Johnson	66	41.51%	0 0.00%	66 41.51%
	Cast Votes:	159	79.50%	0 0.00%	159 79.50%
	Over Votes:	0	0.00%	0 0.00%	0 0.00%
	Under Votes:	41	20.50%	0 0.00%	41 20.50%



200611290246  
Skagit County Auditor

11/29/2006 Page 571 of 584 2:34PM

Precinct Report — Official

PRIMARY ELECTION — SKAGIT COUNTY WASHINGTON 2006 GENERAL ELECTION — November 07, 2006

Page 556 of 568

11/29/2006 12:46 PM

Total Number of Voters : 41,641 of 59,998 = 69.40%

Precincts Reporting 118 of 118 = 100.00%

Party	Candidate	Early	Election	Total	
<b>Precinct 601 (Ballots Cast: 200)</b>					
<b>STATE SUPREME COURT JUSTICE POSITION #8, Vote For 1</b>					
	Gerry L. Alexander	126	100.00%	0 0.00%	126 100.00%
	Cast Votes:	126	63.00%	0 0.00%	126 63.00%
	Over Votes:	0	0.00%	0 0.00%	0 0.00%
	Under Votes:	74	37.00%	0 0.00%	74 37.00%
<b>STATE SUPREME COURT JUSTICE POSITION #9, Vote For 1</b>					
	Tom Chambers	126	100.00%	0 0.00%	126 100.00%
	Cast Votes:	126	63.00%	0 0.00%	126 63.00%
	Over Votes:	0	0.00%	0 0.00%	0 0.00%
	Under Votes:	74	37.00%	0 0.00%	74 37.00%
<b>COURT OF APPEALS DIVISION I DISTRICT #3 POSITION #1, Vote For 1</b>					
	Mary Kay Becker	129	100.00%	0 0.00%	129 100.00%
	Cast Votes:	129	64.50%	0 0.00%	129 64.50%
	Over Votes:	0	0.00%	0 0.00%	0 0.00%
	Under Votes:	71	35.50%	0 0.00%	71 35.50%
<b>DISTRICT COURT JUDGE POSITION 1, Vote For 1</b>					
	Warren M. Gilbert	81	51.59%	0 0.00%	81 51.59%
	Colleen Kenimond	76	48.41%	0 0.00%	76 48.41%
	Cast Votes:	157	78.50%	0 0.00%	157 78.50%
	Over Votes:	0	0.00%	0 0.00%	0 0.00%
	Under Votes:	43	21.50%	0 0.00%	43 21.50%
<b>DISTRICT COURT JUDGE POSITION 2, Vote For 1</b>					
	David A. Svaren	125	100.00%	0 0.00%	125 100.00%
	Cast Votes:	125	62.50%	0 0.00%	125 62.50%
	Over Votes:	0	0.00%	0 0.00%	0 0.00%
	Under Votes:	75	37.50%	0 0.00%	75 37.50%
<b>PUBLIC UTILITY DISTRICT COMMISSIONER NO. 2, Vote For 1</b>					
	Robbie Robertson	94	67.63%	0 0.00%	94 67.63%
	Michael C. Newman	45	32.37%	0 0.00%	45 32.37%
	Cast Votes:	139	69.50%	0 0.00%	139 69.50%
	Over Votes:	0	0.00%	0 0.00%	0 0.00%
	Under Votes:	61	30.50%	0 0.00%	61 30.50%



200611290246

Skagit County Auditor

Precinct Report — Official

PRIMARY ELECTION — SKAGIT COUNTY WASHINGTON 2006 GENERAL ELECTION — November 07, 2006

Total Number of Voters : 41,641 of 59,998 = 69.40%

Precincts Reporting 118 of 118 = 100.00%

Party	Candidate	Early	Election	Total
-------	-----------	-------	----------	-------

Precinct 701 (Ballots Cast: 66)

<b>INITIATIVE MEASURE NO. 920, Vote For 1</b>					
Yes		27	41.54%	0 0.00%	27 41.54%
No		38	58.46%	0 0.00%	38 58.46%
	Cast Votes:	65	98.48%	0 0.00%	65 98.48%
	Over Votes:	0	0.00%	0 0.00%	0 0.00%
	Under Votes:	1	1.52%	0 0.00%	1 1.52%
<b>INITIATIVE MEASURE NO. 933, Vote For 1</b>					
Yes		28	43.08%	0 0.00%	28 43.08%
No		37	56.92%	0 0.00%	37 56.92%
	Cast Votes:	65	98.48%	0 0.00%	65 98.48%
	Over Votes:	0	0.00%	0 0.00%	0 0.00%
	Under Votes:	1	1.52%	0 0.00%	1 1.52%
<b>INITIATIVE MEASURE NO. 937, Vote For 1</b>					
Yes		28	45.16%	0 0.00%	28 45.16%
No		34	54.84%	0 0.00%	34 54.84%
	Cast Votes:	62	93.94%	0 0.00%	62 93.94%
	Over Votes:	0	0.00%	0 0.00%	0 0.00%
	Under Votes:	4	6.06%	0 0.00%	4 6.06%
<b>HOUSE JOINT RESOLUTION 4223, Vote For 1</b>					
Approved		51	80.95%	0 0.00%	51 80.95%
Rejected		12	19.05%	0 0.00%	12 19.05%
	Cast Votes:	63	95.45%	0 0.00%	63 95.45%
	Over Votes:	0	0.00%	0 0.00%	0 0.00%
	Under Votes:	3	4.55%	0 0.00%	3 4.55%
<b>PROPOSITION NO. 1 Emergency Medical Services Levy (Skagit County Medic 1), Vote For 1</b>					
Yes		38	58.46%	0 0.00%	38 58.46%
No		27	41.54%	0 0.00%	27 41.54%
	Cast Votes:	65	98.48%	0 0.00%	65 98.48%
	Over Votes:	0	0.00%	0 0.00%	0 0.00%
	Under Votes:	1	1.52%	0 0.00%	1 1.52%
<b>UNITED STATES SENATOR, Vote For 1</b>					
DEM	Maria Cantwell	31	47.69%	0 0.00%	31 47.69%
REP	Mike McGavick	31	47.69%	0 0.00%	31 47.69%
LIB	Bruce Guthrie	1	1.54%	0 0.00%	1 1.54%
IND	Robin Adair	2	3.08%	0 0.00%	2 3.08%
GRE	Aaron Dixon	0	0.00%	0 0.00%	0 0.00%
	Cast Votes:	65	98.48%	0 0.00%	65 98.48%
	Over Votes:	0	0.00%	0 0.00%	0 0.00%
	Under Votes:	1	1.52%	0 0.00%	1 1.52%



200611290246  
Skagit County Auditor

**Precinct Report — Official**

**PRIMARY ELECTION — SKAGIT COUNTY WASHINGTON 2006 GENERAL ELECTION — November 07, 2006**

Page 558 of 568

11/29/2006 12:46 PM

Total Number of Voters : 41,641 of 59,998 = 69.40%

Precincts Reporting 118 of 118 = 100.00%

Party	Candidate	Early	Election	Total
<b>Precinct 701 (Ballots Cast: 66)</b>				
<b>UNITED STATES REPRESENTATIVE DISTRICT #2, Vote For 1</b>				
DEM	Rick Larsen	45	70.31%	45 70.31%
REP	Doug Roulstone	19	29.69%	19 29.69%
	<b>Cast Votes:</b>	64	96.97%	64 96.97%
	<b>Over Votes:</b>	0	0.00%	0 0.00%
	<b>Under Votes:</b>	2	3.03%	2 3.03%
<b>STATE REPRESENTATIVE DISTRICT #39 POSITION #1, Vote For 1</b>				
DEM	Scott Olson	31	47.69%	31 47.69%
REP	Dan Kristiansen	34	52.31%	34 52.31%
	<b>Cast Votes:</b>	65	98.48%	65 98.48%
	<b>Over Votes:</b>	0	0.00%	0 0.00%
	<b>Under Votes:</b>	1	1.52%	1 1.52%
<b>STATE REPRESENTATIVE DISTRICT #39 POSITION #2, Vote For 1</b>				
REP	Kirk Pearson	51	100.00%	51 100.00%
	<b>Cast Votes:</b>	51	77.27%	51 77.27%
	<b>Over Votes:</b>	0	0.00%	0 0.00%
	<b>Under Votes:</b>	15	22.73%	15 22.73%
<b>SKAGIT COUNTY ASSESSOR, Vote For 1</b>				
REP	Mark Leander	53	100.00%	53 100.00%
	<b>Cast Votes:</b>	53	80.30%	53 80.30%
	<b>Over Votes:</b>	0	0.00%	0 0.00%
	<b>Under Votes:</b>	13	19.70%	13 19.70%
<b>SKAGIT COUNTY AUDITOR, Vote For 1</b>				
DEM	Jeanne Youngquist	39	59.09%	39 59.09%
REP	Norma Hickok-Brummett	27	40.91%	27 40.91%
	<b>Cast Votes:</b>	66	100.00%	66 100.00%
	<b>Over Votes:</b>	0	0.00%	0 0.00%
	<b>Under Votes:</b>	0	0.00%	0 0.00%
<b>SKAGIT COUNTY CLERK, Vote For 1</b>				
DEM	Nancy Scott	56	100.00%	56 100.00%
	<b>Cast Votes:</b>	56	84.85%	56 84.85%
	<b>Over Votes:</b>	0	0.00%	0 0.00%
	<b>Under Votes:</b>	10	15.15%	10 15.15%



200611290246  
Skagit County Auditor

Precinct Report — Official

PRIMARY ELECTION — SKAGIT COUNTY WASHINGTON 2006 GENERAL ELECTION — November 07, 2006

Page 559 of 568

11/29/2006 12:46 PM

Total Number of Voters : 41,641 of 59,998 = 69.40%

Precincts Reporting 118 of 118 = 100.00%

Party	Candidate	Early	Election	Total
<b>Precinct 701 (Ballots Cast: 66)</b>				
<b>SKAGIT COUNTY COMMISSIONER DISTRICT 3, Vote For 1</b>				
DEM	Sharon D. Dillon	26 40.63%	0 0.00%	26 40.63%
REP	Ted W. Anderson	38 59.38%	0 0.00%	38 59.38%
	Cast Votes:	64 96.97%	0 0.00%	64 96.97%
	Over Votes:	0 0.00%	0 0.00%	0 0.00%
	Under Votes:	2 3.03%	0 0.00%	2 3.03%
<b>SKAGIT COUNTY CORONER, Vote For 1</b>				
DEM	Daniel Dempsey	55 100.00%	0 0.00%	55 100.00%
	Cast Votes:	55 83.33%	0 0.00%	55 83.33%
	Over Votes:	0 0.00%	0 0.00%	0 0.00%
	Under Votes:	11 16.67%	0 0.00%	11 16.67%
<b>SKAGIT COUNTY PROSECUTING ATTORNEY, Vote For 1</b>				
DEM	Rich Weyrich	41 63.08%	0 0.00%	41 63.08%
REP	Tom Seguine	24 36.92%	0 0.00%	24 36.92%
	Cast Votes:	65 98.48%	0 0.00%	65 98.48%
	Over Votes:	0 0.00%	0 0.00%	0 0.00%
	Under Votes:	1 1.52%	0 0.00%	1 1.52%
<b>SKAGIT COUNTY SHERIFF, Vote For 1</b>				
DEM	Rick Grimstead	27 41.54%	0 0.00%	27 41.54%
REP	Dave Corrión	38 58.46%	0 0.00%	38 58.46%
	Cast Votes:	65 98.48%	0 0.00%	65 98.48%
	Over Votes:	0 0.00%	0 0.00%	0 0.00%
	Under Votes:	1 1.52%	0 0.00%	1 1.52%
<b>SKAGIT COUNTY TREASURER, Vote For 1</b>				
REP	Katie Jungquist	56 100.00%	0 0.00%	56 100.00%
	Cast Votes:	56 84.85%	0 0.00%	56 84.85%
	Over Votes:	0 0.00%	0 0.00%	0 0.00%
	Under Votes:	10 15.15%	0 0.00%	10 15.15%
<b>STATE SUPREME COURT JUSTICE POSITION #2, Vote For 1</b>				
	Susan Owens	32 53.33%	0 0.00%	32 53.33%
	Stephen Johnson	28 46.67%	0 0.00%	28 46.67%
	Cast Votes:	60 90.91%	0 0.00%	60 90.91%
	Over Votes:	0 0.00%	0 0.00%	0 0.00%
	Under Votes:	6 9.09%	0 0.00%	6 9.09%



200611290246  
Skagit County Auditor

11/29/2006 Page 575 of 584 2:34PM



Precinct Report — Official

PRIMARY ELECTION — SKAGIT COUNTY WASHINGTON 2006 GENERAL ELECTION — November 07, 2006

Total Number of Voters : 41,641 of 59,998 = 69.40%

Precincts Reporting 118 of 118 = 100.00%

Party	Candidate	Early	Election	Total
<b>Precinct 701 (Ballots Cast: 66)</b>				
<b>STATE SUPREME COURT JUSTICE POSITION #8, Vote For 1</b>				
	Gerry L. Alexander	54 100.00%	0 0.00%	54 100.00%
	Cast Votes:	54 81.82%	0 0.00%	54 81.82%
	Over Votes:	0 0.00%	0 0.00%	0 0.00%
	Under Votes:	12 18.18%	0 0.00%	12 18.18%
<b>STATE SUPREME COURT JUSTICE POSITION #9, Vote For 1</b>				
	Tom Chambers	54 100.00%	0 0.00%	54 100.00%
	Cast Votes:	54 81.82%	0 0.00%	54 81.82%
	Over Votes:	0 0.00%	0 0.00%	0 0.00%
	Under Votes:	12 18.18%	0 0.00%	12 18.18%
<b>COURT OF APPEALS DIVISION I DISTRICT #3 POSITION #1, Vote For 1</b>				
	Mary Kay Becker	51 100.00%	0 0.00%	51 100.00%
	Cast Votes:	51 77.27%	0 0.00%	51 77.27%
	Over Votes:	0 0.00%	0 0.00%	0 0.00%
	Under Votes:	15 22.73%	0 0.00%	15 22.73%
<b>DISTRICT COURT JUDGE POSITION 1, Vote For 1</b>				
	Warren M. Gilbert	35 58.33%	0 0.00%	35 58.33%
	Colleen Kenimond	25 41.67%	0 0.00%	25 41.67%
	Cast Votes:	60 90.91%	0 0.00%	60 90.91%
	Over Votes:	0 0.00%	0 0.00%	0 0.00%
	Under Votes:	6 9.09%	0 0.00%	6 9.09%
<b>DISTRICT COURT JUDGE POSITION 2, Vote For 1</b>				
	David A. Svaren	52 100.00%	0 0.00%	52 100.00%
	Cast Votes:	52 78.79%	0 0.00%	52 78.79%
	Over Votes:	0 0.00%	0 0.00%	0 0.00%
	Under Votes:	14 21.21%	0 0.00%	14 21.21%
<b>PUBLIC UTILITY DISTRICT COMMISSIONER NO. 2, Vote For 1</b>				
	Robbie Robertson	30 55.56%	0 0.00%	30 55.56%
	Michael C. Newman	24 44.44%	0 0.00%	24 44.44%
	Cast Votes:	54 81.82%	0 0.00%	54 81.82%
	Over Votes:	0 0.00%	0 0.00%	0 0.00%
	Under Votes:	12 18.18%	0 0.00%	12 18.18%



200611290246

Skagit County Auditor

Precinct Report — Official

PRIMARY ELECTION — SKAGIT COUNTY WASHINGTON 2006 GENERAL ELECTION — November 07, 2006


Page 561 of 568

11/29/2006 12:46 PM

Total Number of Voters : 41,641 of 59,998 = 69.40%

Precincts Reporting 118 of 118 = 100.00%

Party	Candidate	Early	Election	Total	
<b>Precinct 801 (Ballots Cast: 444)</b>					
<b>INITIATIVE MEASURE NO. 920, Vote For 1</b>					
	Yes	132	30.21%	0 0.00%	132 30.21%
	No	305	69.79%	0 0.00%	305 69.79%
	Cast Votes:	437	98.42%	0 0.00%	437 98.42%
	Over Votes:	0	0.00%	0 0.00%	0 0.00%
	Under Votes:	7	1.58%	0 0.00%	7 1.58%
<b>INITIATIVE MEASURE NO. 933, Vote For 1</b>					
	Yes	98	22.37%	0 0.00%	98 22.37%
	No	340	77.63%	0 0.00%	340 77.63%
	Cast Votes:	438	98.65%	0 0.00%	438 98.65%
	Over Votes:	0	0.00%	0 0.00%	0 0.00%
	Under Votes:	6	1.35%	0 0.00%	6 1.35%
<b>INITIATIVE MEASURE NO. 937, Vote For 1</b>					
	Yes	240	57.28%	0 0.00%	240 57.28%
	No	179	42.72%	0 0.00%	179 42.72%
	Cast Votes:	419	94.37%	0 0.00%	419 94.37%
	Over Votes:	0	0.00%	0 0.00%	0 0.00%
	Under Votes:	25	5.63%	0 0.00%	25 5.63%
<b>HOUSE JOINT RESOLUTION 4223, Vote For 1</b>					
	Approved	335	80.53%	0 0.00%	335 80.53%
	Rejected	81	19.47%	0 0.00%	81 19.47%
	Cast Votes:	416	93.69%	0 0.00%	416 93.69%
	Over Votes:	0	0.00%	0 0.00%	0 0.00%
	Under Votes:	28	6.31%	0 0.00%	28 6.31%
<b>PROPOSITION NO. 1 Emergency Medical Services Levy (Skagit County Medic 1), Vote For 1</b>					
	Yes	319	76.13%	0 0.00%	319 76.13%
	No	100	23.87%	0 0.00%	100 23.87%
	Cast Votes:	419	94.37%	0 0.00%	419 94.37%
	Over Votes:	0	0.00%	0 0.00%	0 0.00%
	Under Votes:	25	5.63%	0 0.00%	25 5.63%
<b>UNITED STATES SENATOR, Vote For 1</b>					
DEM	Maria Cantwell	295	66.74%	0 0.00%	295 66.74%
REP	Mike McGavick	131	29.64%	0 0.00%	131 29.64%
LIB	Bruce Guthrie	4	0.90%	0 0.00%	4 0.90%
IND	Robin Adair	8	1.81%	0 0.00%	8 1.81%
GRE	Aaron Dixon	4	0.90%	0 0.00%	4 0.90%
	Cast Votes:	442	99.55%	0 0.00%	442 99.55%
	Over Votes:	0	0.00%	0 0.00%	0 0.00%
	Under Votes:	2	0.45%	0 0.00%	2 0.45%



200611290246  
Skagit County Auditor  
11/29/2006 Page 577 of 584 2:34PM

Precinct Report — Official

PRIMARY ELECTION — SKAGIT COUNTY WASHINGTON 2006 GENERAL ELECTION — November 07, 2006

Page 562 of 568

11/29/2006 12:46 PM

Total Number of Voters : 41,641 of 59,998 = 69.40%

Precincts Reporting 118 of 118 = 100.00%

Party	Candidate	Early	Election	Total
<b>Precinct 801 (Ballots Cast: 444)</b>				
<b>UNITED STATES REPRESENTATIVE DISTRICT #2, Vote For 1</b>				
DEM	Rick Larsen	326	74.77%	326 74.77%
REP	Doug Roulstone	110	25.23%	110 25.23%
	Cast Votes:	436	98.20%	436 98.20%
	Over Votes:	0	0.00%	0 0.00%
	Under Votes:	8	1.80%	8 1.80%
<b>STATE REPRESENTATIVE DISTRICT #10 POSITION #1, Vote For 1</b>				
REP	Chris Strow	261	100.00%	261 100.00%
	Cast Votes:	261	58.78%	261 58.78%
	Over Votes:	0	0.00%	0 0.00%
	Under Votes:	183	41.22%	183 41.22%
<b>STATE REPRESENTATIVE DISTRICT #10 POSITION #2, Vote For 1</b>				
DEM	Tim Knue	270	62.50%	270 62.50%
REP	Barbara Bailey	162	37.50%	162 37.50%
	Cast Votes:	432	97.30%	432 97.30%
	Over Votes:	0	0.00%	0 0.00%
	Under Votes:	12	2.70%	12 2.70%
<b>SKAGIT COUNTY ASSESSOR, Vote For 1</b>				
REP	Mark Leander	278	100.00%	278 100.00%
	Cast Votes:	278	62.61%	278 62.61%
	Over Votes:	0	0.00%	0 0.00%
	Under Votes:	166	37.39%	166 37.39%
<b>SKAGIT COUNTY AUDITOR, Vote For 1</b>				
DEM	Jeanne Youngquist	299	69.86%	299 69.86%
REP	Norma Hickok-Brummett	129	30.14%	129 30.14%
	Cast Votes:	428	96.40%	428 96.40%
	Over Votes:	0	0.00%	0 0.00%
	Under Votes:	16	3.60%	16 3.60%
<b>SKAGIT COUNTY CLERK, Vote For 1</b>				
DEM	Nancy Scott	334	100.00%	334 100.00%
	Cast Votes:	334	75.23%	334 75.23%
	Over Votes:	0	0.00%	0 0.00%
	Under Votes:	110	24.77%	110 24.77%



200611290246

Skagit County Auditor

Precinct Report — Official

PRIMARY ELECTION — SKAGIT COUNTY WASHINGTON 2006 GENERAL ELECTION — November 07, 2006

Page 563 of 568

11/29/2006 12:46 PM

Total Number of Voters : 41,641 of 59,998 = 69.40%

Precincts Reporting 118 of 118 = 100.00%

Party	Candidate	Early	Election	Total
<b>Precinct 801 (Ballots Cast: 444)</b>				
<b>SKAGIT COUNTY COMMISSIONER DISTRICT 3, Vote For 1</b>				
DEM	Sharon D. Dillon	311	72.83%	0 0.00% 311 72.83%
REP	Ted W. Anderson	116	27.17%	0 0.00% 116 27.17%
	Cast Votes:	427	96.17%	0 0.00% 427 96.17%
	Over Votes:	0	0.00%	0 0.00% 0 0.00%
	Under Votes:	17	3.83%	0 0.00% 17 3.83%
<b>SKAGIT COUNTY CORONER, Vote For 1</b>				
DEM	Daniel Dempsey	329	100.00%	0 0.00% 329 100.00%
	Cast Votes:	329	74.10%	0 0.00% 329 74.10%
	Over Votes:	0	0.00%	0 0.00% 0 0.00%
	Under Votes:	115	25.90%	0 0.00% 115 25.90%
<b>SKAGIT COUNTY PROSECUTING ATTORNEY, Vote For 1</b>				
DEM	Rich Weyrich	298	70.28%	0 0.00% 298 70.28%
REP	Tom Seguire	126	29.72%	0 0.00% 126 29.72%
	Cast Votes:	424	95.50%	0 0.00% 424 95.50%
	Over Votes:	0	0.00%	0 0.00% 0 0.00%
	Under Votes:	20	4.50%	0 0.00% 20 4.50%
<b>SKAGIT COUNTY SHERIFF, Vote For 1</b>				
DEM	Rick Grimstead	237	56.16%	0 0.00% 237 56.16%
REP	Dave Corrion	185	43.84%	0 0.00% 185 43.84%
	Cast Votes:	422	95.05%	0 0.00% 422 95.05%
	Over Votes:	0	0.00%	0 0.00% 0 0.00%
	Under Votes:	22	4.95%	0 0.00% 22 4.95%
<b>SKAGIT COUNTY TREASURER, Vote For 1</b>				
REP	Katie Jungquist	275	100.00%	0 0.00% 275 100.00%
	Cast Votes:	275	61.94%	0 0.00% 275 61.94%
	Over Votes:	0	0.00%	0 0.00% 0 0.00%
	Under Votes:	169	38.06%	0 0.00% 169 38.06%
<b>STATE SUPREME COURT JUSTICE POSITION #2, Vote For 1</b>				
	Susan Owens	279	72.66%	0 0.00% 279 72.66%
	Stephen Johnson	105	27.34%	0 0.00% 105 27.34%
	Cast Votes:	384	86.49%	0 0.00% 384 86.49%
	Over Votes:	0	0.00%	0 0.00% 0 0.00%
	Under Votes:	60	13.51%	0 0.00% 60 13.51%



200611290246

Skagit County Auditor

11/29/2006 Page 579 of 584 2:34PM

Precinct Report — Official

PRIMARY ELECTION — SKAGIT COUNTY WASHINGTON 2006 GENERAL ELECTION — November 07, 2006

Page 564 of 568

11/29/2006 12:46 PM

Total Number of Voters : 41,641 of 59,998 = 69.40%

Precincts Reporting 118 of 118 = 100.00%

Party	Candidate	Early	Election	Total
<b>Precinct 801 (Ballots Cast: 444)</b>				
<b>STATE SUPREME COURT JUSTICE POSITION #8, Vote For 1</b>				
	Gerry L. Alexander	310 100.00%	0 0.00%	310 100.00%
	Cast Votes:	310 69.82%	0 0.00%	310 69.82%
	Over Votes:	0 0.00%	0 0.00%	0 0.00%
	Under Votes:	134 30.18%	0 0.00%	134 30.18%
<b>STATE SUPREME COURT JUSTICE POSITION #9, Vote For 1</b>				
	Tom Chambers	309 100.00%	0 0.00%	309 100.00%
	Cast Votes:	309 69.59%	0 0.00%	309 69.59%
	Over Votes:	0 0.00%	0 0.00%	0 0.00%
	Under Votes:	135 30.41%	0 0.00%	135 30.41%
<b>COURT OF APPEALS DIVISION I DISTRICT #3 POSITION #1, Vote For 1</b>				
	Mary Kay Becker	304 100.00%	0 0.00%	304 100.00%
	Cast Votes:	304 68.47%	0 0.00%	304 68.47%
	Over Votes:	0 0.00%	0 0.00%	0 0.00%
	Under Votes:	140 31.53%	0 0.00%	140 31.53%
<b>DISTRICT COURT JUDGE POSITION 1, Vote For 1</b>				
	Warren M. Gilbert	152 43.43%	0 0.00%	152 43.43%
	Colleen Kenimond	198 56.57%	0 0.00%	198 56.57%
	Cast Votes:	350 78.83%	0 0.00%	350 78.83%
	Over Votes:	0 0.00%	0 0.00%	0 0.00%
	Under Votes:	94 21.17%	0 0.00%	94 21.17%
<b>DISTRICT COURT JUDGE POSITION 2, Vote For 1</b>				
	David A. Svaren	268 100.00%	0 0.00%	268 100.00%
	Cast Votes:	268 60.36%	0 0.00%	268 60.36%
	Over Votes:	0 0.00%	0 0.00%	0 0.00%
	Under Votes:	176 39.64%	0 0.00%	176 39.64%
<b>PUBLIC UTILITY DISTRICT COMMISSIONER NO. 2, Vote For 1</b>				
	Robbie Robertson	171 56.81%	0 0.00%	171 56.81%
	Michael C. Newman	130 43.19%	0 0.00%	130 43.19%
	Cast Votes:	301 67.79%	0 0.00%	301 67.79%
	Over Votes:	0 0.00%	0 0.00%	0 0.00%
	Under Votes:	143 32.21%	0 0.00%	143 32.21%



200611290246

Skagit County Auditor

Precinct Report — Official

PRIMARY ELECTION — SKAGIT COUNTY WASHINGTON 2006 GENERAL ELECTION — November 07, 2006

Page 565 of 568

11/29/2006 12:46 PM

Total Number of Voters : 41,641 of 59,998 = 69.40%

Precincts Reporting 118 of 118 = 100.00%

Party	Candidate	Early	Election	Total
<b>Precinct 855 (Ballots Cast: 125)</b>				
<b>INITIATIVE MEASURE NO. 920, Vote For 1</b>				
	Yes	39 31.71%	0 0.00%	39 31.71%
	No	84 68.29%	0 0.00%	84 68.29%
	Cast Votes:	123 98.40%	0 0.00%	123 98.40%
	Over Votes:	0 0.00%	0 0.00%	0 0.00%
	Under Votes:	2 1.60%	0 0.00%	2 1.60%
<b>INITIATIVE MEASURE NO. 933, Vote For 1</b>				
	Yes	42 34.43%	0 0.00%	42 34.43%
	No	80 65.57%	0 0.00%	80 65.57%
	Cast Votes:	122 97.60%	0 0.00%	122 97.60%
	Over Votes:	0 0.00%	0 0.00%	0 0.00%
	Under Votes:	3 2.40%	0 0.00%	3 2.40%
<b>INITIATIVE MEASURE NO. 937, Vote For 1</b>				
	Yes	61 50.00%	0 0.00%	61 50.00%
	No	61 50.00%	0 0.00%	61 50.00%
	Cast Votes:	122 97.60%	0 0.00%	122 97.60%
	Over Votes:	0 0.00%	0 0.00%	0 0.00%
	Under Votes:	3 2.40%	0 0.00%	3 2.40%
<b>HOUSE JOINT RESOLUTION 4223, Vote For 1</b>				
	Approved	89 76.72%	0 0.00%	89 76.72%
	Rejected	27 23.28%	0 0.00%	27 23.28%
	Cast Votes:	116 92.80%	0 0.00%	116 92.80%
	Over Votes:	0 0.00%	0 0.00%	0 0.00%
	Under Votes:	9 7.20%	0 0.00%	9 7.20%
<b>PROPOSITION NO. 1 Emergency Medical Services Levy (Skagit County Medic 1), Vote For 1</b>				
	Yes	68 56.20%	0 0.00%	68 56.20%
	No	53 43.80%	0 0.00%	53 43.80%
	Cast Votes:	121 96.80%	0 0.00%	121 96.80%
	Over Votes:	0 0.00%	0 0.00%	0 0.00%
	Under Votes:	4 3.20%	0 0.00%	4 3.20%
<b>UNITED STATES SENATOR, Vote For 1</b>				
DEM	Maria Cantwell	63 52.50%	0 0.00%	63 52.50%
REP	Mike McGavick	53 44.17%	0 0.00%	53 44.17%
LIB	Bruce Guthrie	1 0.83%	0 0.00%	1 0.83%
IND	Robin Adair	0 0.00%	0 0.00%	0 0.00%
GRE	Aaron Dixon	3 2.50%	0 0.00%	3 2.50%
	Cast Votes:	120 96.00%	0 0.00%	120 96.00%
	Over Votes:	0 0.00%	0 0.00%	0 0.00%
	Under Votes:	5 4.00%	0 0.00%	5 4.00%



200611290246  
Skagit County Auditor

11/29/2006 Page 581 of 584 2:34PM

**Precinct Report — Official**

**PRIMARY ELECTION — SKAGIT COUNTY WASHINGTON 2006 GENERAL ELECTION — November 07, 2006**

Page 566 of 568

11/29/2006 12:46 PM

Total Number of Voters : 41,641 of 59,998 = 69.40%

Precincts Reporting 118 of 118 = 100.00%

Party	Candidate	Early	Election	Total
<b>Precinct 855 (Ballots Cast: 125)</b>				
<b>UNITED STATES REPRESENTATIVE DISTRICT #2, Vote For 1</b>				
DEM	Rick Larsen	81	67.50%	81 67.50%
REP	Doug Roulstone	39	32.50%	39 32.50%
	<b>Cast Votes:</b>	120	96.00%	120 96.00%
	<b>Over Votes:</b>	0	0.00%	0 0.00%
	<b>Under Votes:</b>	5	4.00%	5 4.00%
<b>STATE REPRESENTATIVE DISTRICT #39 POSITION #1, Vote For 1</b>				
DEM	Scott Olson	42	36.52%	42 36.52%
REP	Dan Kristiansen	73	63.48%	73 63.48%
	<b>Cast Votes:</b>	115	92.00%	115 92.00%
	<b>Over Votes:</b>	0	0.00%	0 0.00%
	<b>Under Votes:</b>	10	8.00%	10 8.00%
<b>STATE REPRESENTATIVE DISTRICT #39 POSITION #2, Vote For 1</b>				
REP	Kirk Pearson	99	100.00%	99 100.00%
	<b>Cast Votes:</b>	99	79.20%	99 79.20%
	<b>Over Votes:</b>	0	0.00%	0 0.00%
	<b>Under Votes:</b>	26	20.80%	26 20.80%
<b>SKAGIT COUNTY ASSESSOR, Vote For 1</b>				
REP	Mark Leander	97	100.00%	97 100.00%
	<b>Cast Votes:</b>	97	77.60%	97 77.60%
	<b>Over Votes:</b>	0	0.00%	0 0.00%
	<b>Under Votes:</b>	28	22.40%	28 22.40%
<b>SKAGIT COUNTY AUDITOR, Vote For 1</b>				
DEM	Jeanne Youngquist	60	50.85%	60 50.85%
REP	Norma Hickok-Brummett	58	49.15%	58 49.15%
	<b>Cast Votes:</b>	118	94.40%	118 94.40%
	<b>Over Votes:</b>	0	0.00%	0 0.00%
	<b>Under Votes:</b>	7	5.60%	7 5.60%
<b>SKAGIT COUNTY CLERK, Vote For 1</b>				
DEM	Nancy Scott	97	100.00%	97 100.00%
	<b>Cast Votes:</b>	97	77.60%	97 77.60%
	<b>Over Votes:</b>	0	0.00%	0 0.00%
	<b>Under Votes:</b>	28	22.40%	28 22.40%



200611290246

Skagit County Auditor

Precinct Report — Official

PRIMARY ELECTION — SKAGIT COUNTY WASHINGTON 2006 GENERAL ELECTION — November 07, 2006

Page 567 of 568

11/29/2006 12:46 PM

Total Number of Voters : 41,641 of 59,998 = 69.40%

Precincts Reporting 118 of 118 = 100.00%

Party	Candidate	Early	Election	Total
-------	-----------	-------	----------	-------

Precinct 855 (Ballots Cast: 125)

SKAGIT COUNTY COMMISSIONER DISTRICT 3, Vote For 1

DEM	Sharon D. Dillon	51	41.80%	0	0.00%	51	41.80%
REP	Ted W. Anderson	71	58.20%	0	0.00%	71	58.20%
Cast Votes:		122	97.60%	0	0.00%	122	97.60%
Over Votes:		0	0.00%	0	0.00%	0	0.00%
Under Votes:		3	2.40%	0	0.00%	3	2.40%

SKAGIT COUNTY CORONER, Vote For 1

DEM	Daniel Dempsey	100	100.00%	0	0.00%	100	100.00%
Cast Votes:		100	80.00%	0	0.00%	100	80.00%
Over Votes:		0	0.00%	0	0.00%	0	0.00%
Under Votes:		25	20.00%	0	0.00%	25	20.00%

SKAGIT COUNTY PROSECUTING ATTORNEY, Vote For 1

DEM	Rich Weyrich	74	62.18%	0	0.00%	74	62.18%
REP	Tom Seguine	45	37.82%	0	0.00%	45	37.82%
Cast Votes:		119	95.20%	0	0.00%	119	95.20%
Over Votes:		0	0.00%	0	0.00%	0	0.00%
Under Votes:		6	4.80%	0	0.00%	6	4.80%

SKAGIT COUNTY SHERIFF, Vote For 1

DEM	Rick Grimstead	50	42.74%	0	0.00%	50	42.74%
REP	Dave Corrian	67	57.26%	0	0.00%	67	57.26%
Cast Votes:		117	93.60%	0	0.00%	117	93.60%
Over Votes:		0	0.00%	0	0.00%	0	0.00%
Under Votes:		8	6.40%	0	0.00%	8	6.40%

SKAGIT COUNTY TREASURER, Vote For 1

REP	Katie Jungquist	103	100.00%	0	0.00%	103	100.00%
Cast Votes:		103	82.40%	0	0.00%	103	82.40%
Over Votes:		0	0.00%	0	0.00%	0	0.00%
Under Votes:		22	17.60%	0	0.00%	22	17.60%

STATE SUPREME COURT JUSTICE POSITION #2, Vote For 1

	Susan Owens	66	64.08%	0	0.00%	66	64.08%
	Stephen Johnson	37	35.92%	0	0.00%	37	35.92%
Cast Votes:		103	82.40%	0	0.00%	103	82.40%
Over Votes:		0	0.00%	0	0.00%	0	0.00%
Under Votes:		22	17.60%	0	0.00%	22	17.60%



200611290246  
Skagit County Auditor

11/29/2006 Page 583 of 584 2:34PM



**Precinct Report — Official**

**PRIMARY ELECTION — SKAGIT COUNTY WASHINGTON 2006 GENERAL ELECTION — November 07, 2006**

Page 568 of 568

11/29/2006 12:46 PM

Total Number of Voters : 41,641 of 59,998 = 69.40%

Precincts Reporting 118 of 118 = 100.00%

Party	Candidate	Early	Election	Total
<b>Precinct 855 (Ballots Cast: 125)</b>				
<b>STATE SUPREME COURT JUSTICE POSITION #8, Vote For 1</b>				
	Gerry L. Alexander	91 100.00%	0 0.00%	91 100.00%
	Cast Votes:	91 72.80%	0 0.00%	91 72.80%
	Over Votes:	0 0.00%	0 0.00%	0 0.00%
	Under Votes:	34 27.20%	0 0.00%	34 27.20%
<b>STATE SUPREME COURT JUSTICE POSITION #9, Vote For 1</b>				
	Tom Chambers	91 100.00%	0 0.00%	91 100.00%
	Cast Votes:	91 72.80%	0 0.00%	91 72.80%
	Over Votes:	0 0.00%	0 0.00%	0 0.00%
	Under Votes:	34 27.20%	0 0.00%	34 27.20%
<b>COURT OF APPEALS DIVISION I DISTRICT #3 POSITION #1, Vote For 1</b>				
	Mary Kay Becker	94 100.00%	0 0.00%	94 100.00%
	Cast Votes:	94 75.20%	0 0.00%	94 75.20%
	Over Votes:	0 0.00%	0 0.00%	0 0.00%
	Under Votes:	31 24.80%	0 0.00%	31 24.80%
<b>DISTRICT COURT JUDGE POSITION 1, Vote For 1</b>				
	Warren M. Gilbert	51 49.51%	0 0.00%	51 49.51%
	Colleen Kenimond	52 50.49%	0 0.00%	52 50.49%
	Cast Votes:	103 82.40%	0 0.00%	103 82.40%
	Over Votes:	0 0.00%	0 0.00%	0 0.00%
	Under Votes:	22 17.60%	0 0.00%	22 17.60%
<b>DISTRICT COURT JUDGE POSITION 2, Vote For 1</b>				
	David A. Svaren	96 100.00%	0 0.00%	96 100.00%
	Cast Votes:	96 76.80%	0 0.00%	96 76.80%
	Over Votes:	0 0.00%	0 0.00%	0 0.00%
	Under Votes:	29 23.20%	0 0.00%	29 23.20%
<b>PUBLIC UTILITY DISTRICT COMMISSIONER NO. 2, Vote For 1</b>				
	Robbie Robertson	67 70.53%	0 0.00%	67 70.53%
	Michael C. Newman	28 29.47%	0 0.00%	28 29.47%
	Cast Votes:	95 76.00%	0 0.00%	95 76.00%
	Over Votes:	0 0.00%	0 0.00%	0 0.00%
	Under Votes:	30 24.00%	0 0.00%	30 24.00%



200611290246

Skagit County Auditor